

DEPARTMENT OF THE ARMY TECHNICAL MANUAL

---

MASTER COPY

DIRECT AND GENERAL SUPPORT AND DEPOT MAINTENANCE  
REPAIR PARTS AND SPECIAL TOOLS LISTS

PRINTING PRESS, OFFSET: CYLINDER-ROTARY, ELECTRIC  
MOTOR DRIVEN, AC, 208 V, 3 PHASE, 60 HZ; MIL SPEC P-11058  
(AMERICAN TYPE FOUNDERS MODEL DP-ATF)  
FSN 3610-269-7474

PUBLICATIONS DIVISION

---



HEADQUARTERS, DEPARTMENT OF THE ARMY  
MARCH 1970

**DIRECT AND GENERAL SUPPORT AND DEPOT MAINTENANCE  
REPAIR PARTS AND SPECIAL TOOLS LIST  
PRINTING PRESS, OFFSET: CYLINDER-ROTARY, ELECTRIC MOTOR DRIVEN,  
AC, 208 V, 3 PHASE, 60 HZ; MIL SPEC P- 1 1058  
(AMERICAN TYPE FOUNDERS MODEL DP-ATF)  
FSN 3610-269-7474**

Current as of 2 May 1969

	Paragraph	Page
SECTION I. INTRODUCTION		
Scope .....	1	iii
General.....	2	iii
Explanation of columns.....	3	iii
Special information .....	4	iv
How to locate repair parts .....	5	iv
Abbreviations.....	6	iv
Federal supply codes for manufacturers.....	7	v
Recommendations for maintenance manual improvements .....	8	v
II. REPAIR PARTS FOR DIRECT SUPPORT, GENERAL SUPPORT, AND DEPOT MAINTENANCE		
Group 18. Body, Cab, Hood, and Hull		
1808 Boxes.....		1
22. Body Chassis or Hull, and Accessory Items		
2202 Accessories .....		1
2210 Data plates and instruction holders .....		1
40. Electric Motors		
4000 Motor assembly.....		2
4007 Drive components .....		4
4010 Master or auxiliary control assembly.....		7
42. Electrical Equipment		
4216 Miscellaneous wiring, fittings, etc .....		9
43. Air and Vacuum Systems		
4316 Assembled hose fitting, lines, breathers, filters, and traps .....		12
4317 Manifold and/or control valves.....		16
4319 Pumps and pump drives.....		20
4320 Air, vacuum and/or manual controls .....		21
47. Gages (Non-electrical) Weighing and Measuring Devices		
4701 Instruments speed.....		22
4702 Gages .....		22
65. Reproduction Equipment Components		
6501 Offset press pile feeder .....		23
6502 Offset press feeder.....		41
6503 Offset main press assembly .....		62
6504 Offset press inker .....		89
6505 Offset press water system .....		115
6506 Pile delivery .....		132
76. Fire Fighting Equipment Components		
7638 Portable fire fighting equipment (includes fire extinguishers).....		148
95. General Use Standardized Parts		
9501 Hardware supplies and bulk materiel, common.....		148

\*This manual supersedes TM 5-3610-202-35P, 23 April 1964, including all changes.

SECTION II. REPAIR PARTS FOR DIRECT SUPPORT, GENERAL SUPPORT, AND DEPOT MAINTENANCE-Continued	
Group 99. Parts Peculiar	
9901 Multi-listed parts.....	149
III. SPECIAL TOOLS, TEST AND SUPPORT EQUIPMENT FOR DIRECT SUPPORT, GENERAL SUPPORT, AND DEPOT MAINTENANCE	
26. Tools and Test Equipment .....	161
2604 Special Tools .....	161
IV. FEDERAL STOCK NUMBER AND REIFERENCE NUMBER INDEX	

**SECTION I  
INTRODUCTION**

**1. Scope**

This manual lists repair parts and special tools required for the performance of direct support, general support, and depot maintenance of the printing press.

**2. General**

a. The repair parts list is arranged as follows:

(1) Individual parts and major assemblies are listed alphabetically by item name within the numbered functional groups.

(2) Assembly components and subassemblies are indented and listed alphabetically by item name under major assemblies.

b. This Repair Parts and Special Tools List is divided into the following sections:

(1) *Repair Parts - Section II.* A list of repair parts authorized for the performance of maintenance at the direct support, general support, and depot level.

(2) *Special Tools, Test and Support Equipment - Section III.* A list of special tools, test and support equipment authorized for the performance of maintenance at the direct support, general support, and depot level.

(3) *Federal Stock Number and Reference Number Index - Section IV.* A list of Federal stock numbers followed by reference numbers in ascending alpha-numeric sequence cross-referenced to index number.

**3. Explanation of columns**

The following provides an explanation of columns in the tabular lists in Sections II and III:

a. *Source, Maintenance, and Recoverability Codes (SMR), Column (1):*

(1) Source code indicates the selection status and source for the listed item. Source codes used are:

<i>Code</i>	<i>Explanation</i>
P	Applied to repair parts which are stocked in or supplied from DSA/GSA or Army supply system, and authorized for use at indicated maintenance categories.
M	Applied to repair parts which are not procured or stocked but are to be manufactured at indicated maintenance categories.
A	Applied to assemblies which are not procured or stocked as such but made up of two or more units, each of which carry individual stock numbers and descriptions and are procured and stocked and can be assembled by units at indicated maintenance categories.
X	Applied to parts and assemblies which are not procured or stocked, the mortality of which is normally below that of the applicable end item, and the failure of which should result in retirement of the end item from the supply system.

<i>Code</i>	<i>Explanation</i>
X1	Applied to repair parts which are not procured or stocked, the requirement for which will be supplied by use of the next higher assembly or components.
X2	Applied to repair parts which are not stocked. The indicated maintenance category requiring such repair parts will attempt to obtain them through cannibalization; if not obtainable through cannibalization, such repair parts will be requisitioned with supporting justification through normal supply channels.
G	Applied to major assemblies that are procured with PEMA (Procurement Equipment Missile Army) funds for initial issue only to be used as exchange assemblies at DSU and GSU maintenance level. These assemblies will not be stocked above DSU and GSU level or returned to depot supply level. <i>Note.</i> Source code is not shown on common hardware items known to be readily available in Army supply channels and through local procurement.
	(2) Maintenance code indicates the lowest category of maintenance authorized to install the listed item. The maintenance level codes are:

<i>Code</i>	<i>Explanation</i>
O.....	Organizational maintenance
F.....	Direct support maintenance
H.....	General support maintenance
D.....	Depot maintenance

(3) Recoverability code indicates whether unserviceable items should be returned for recovery or salvage. Items not coded are expendable. Recoverability codes are:

<i>Code</i>	<i>Explanation</i>
R	Applied to repair parts and assemblies which are economically repairable at DSU and GSU activities and normally are furnished by supply on an exchange basis.
T	Applied to high dollar value recoverable repair parts which are subject to special handling and are issued on an exchange basis. Such repair parts normally are repaired or overhauled at depot maintenance activities.
U	Applied to repair parts specifically selected for salvage by reclamation units because of precious metal content, critical materials, high dollar value reusable casings or castings.

(4) This column also lists, below the SMR code, an index number for each item in ascending numerical sequence, which is used to locate items in the publication when the Federal stock number and/or reference number is known.

b. *Federal Stock Number, Column (2).* This column indicates the Federal stock number for the item.

c. *Description, Column (3).* This column indicates the Federal item name and any additional description of the item required. A part number

or other reference number is followed by the applicable five-digit Federal supply code for manufacturers in parentheses. Material required for manufacture or fabrication is identified.

d. *Unit of Issue, Column (4)*. This column indicates the unit used as basis for issue, e.g., ea. pr, ft. yd, etc.

e. *Quantity Incorporated in Unit Pack, Column (5)*. This column indicates the actual quantity contained in the unit pack. (Not Applicable).

f. *Quantity Incorporated in Unit, Column (6)*. This column indicates the quantity of the item used in the functional group.

g. *Thirty-Day DS/GS Maintenance Allowances, Columns (7) and (8)*.

(1) The allowance columns are divided into three subcolumns. Indicated in each subcolumn is the quantity of items authorized for the number of equipment supported. Items authorized for use as required but not for initial stockage are identified with an asterisk in the allowance column.

(2) The quantitative allowances for DS/GS levels of maintenance will represent initial stockage for a 30-day period for the number of equipments supported.

(3) Determination of the total quantity of parts required for maintenance of more than 100 of these equipments can be accomplished by converting the equipment quantity to a decimal factor by placing a decimal point before the next to last digit of the number to indicate hundredths, and multiplying the decimal factor by the parts quantity authorized in the 51-100 allowance column. Example, authorized allowance for 51-100 equipments is 40; for 150 equipments multiply 40 by 1.50 or 60 parts required.

h. *One-Year Allowances Per 100 Equipments/Contingency Planning Purposes, Column (9)*. This column indicates the quantity required for distribution and contingency planning purposes. The range of items indicates total quantities of all authorized items required to provide for adequate support of 100 equipments for one year.

i. *Depot Maintenance Allowance Per 100 Equipments, Column (19)*. This column indicates the quantity authorized for depot maintenance of 100 equipments. Items authorized for use but not for initial stockage are identified with an asterisk in the allowance column.

j. *Illustration, Column (11)*.

(1) *Figure number, column (11) (a)*. Indicates the figure number of the illustration in which the item is shown.

(2) *Item number, column (11) (b)*. Indicates the callous number used to reference the item in the illustration.

#### 4. Special Information

a. Repair parts mortality has been based on 3,000 hours of operation per year.

b. Parts which require manufacture or assembly at a category higher than that authorized for installation will indicate in the source column the higher category.

c. The following publications pertain to printing press and its components:

TM 5-3610-202-15

Operator, organizational, field and depot maintenance manual.

TM 5-3610-202-20P

Organizational maintenance repair parts and special tool lists.

#### 5. How to Locate Repair Parts

a. When Federal stock number or reference number is unknown:

(1) *First*. Using the table of contents, determine the functional group within which the repair part belongs.

(2) *Second*. Find the illustration covering the functional group to which the repair part belongs.

(3) *Third*. Identify the repair part on the illustration, and note the illustration figure and item number of the repair part.

(4) *Fourth*. Using the Repair Parts Listing, find the functional group to which the repair part belongs and locate the illustration figure and item number noted on the illustration.

b. When Federal stock number or reference number is known:

(1) *First*. Using the Index of Federal Stock Numbers and Reference Numbers, find the pertinent Federal stock number or reference number. This index is in ascending alphanumeric sequence cross-referenced to an index number.

(2) *Second*. Using the Repair Part Listing, find the index number referenced in the Index of Federal Stock Numbers and Reference Numbers.

#### 6. Abbreviations

amp	.....	ampere (s)
AWG	.....	American Wire Gage
deg	.....	degree
dia	.....	diameter
ea	.....	each
ft	.....	feet (foot)
FST	.....	Forged Steel
GRP	.....	GROUP
gs	.....	gear side
hp	.....	horsepower
id	.....	inside diameter
in	.....	inch (es)
lb	.....	pound (s)
lg	.....	long (length)
lh	.....	left hand

No. .... number(s)  
 od ..... outside diameter  
 os ..... operator side  
 PG ..... page(es)  
 rh ..... right hand  
 rpm ..... revolutions per minute  
 sq ..... square  
 thd ..... thread  
 thk ..... thick  
 v ..... volt(s)  
 w ..... wide(width)

<i>Code</i>	<i>Explanation</i>
61349 .....	Ametek, Inc. United States Gauge Div.
81336 .....	Chief of Engineers
81348 .....	Federal Specifications Promulgated by General Services Administration
89025 .....	Monitor Controller Div of Atlee Corp.
91929 .....	Honeywell, Inc. Micro Switch Div
93230 .....	American Type Founders Co., Inc.
95879 .....	Alemite Instrument Div of Stewart-Warner Corp.
96906 .....	Military Standards Promulgated by Standardization Div Directorate of Logistic Services DSA

**7. Federal Supply Codes for Manufacturers**

<i>Code</i>	<i>Explanation</i>
03538 .....	General Electric Co. Heavy Military Electronics Dept.
06000 .....	Bassett Furniture Industries, Inc.
13591 .....	Colson Corp., The
15605 .....	Cutler-Hammer, Inc.
24642 .....	Lorraine Mfg. Corp.
35624 .....	Leiman Bros., Inc.
35642 .....	Resin-Tex LTD
36593 .....	Littleford Bros., Inc.
54123 .....	Colson Corp., The

**8. Recommendations for Maintenance Manual Improvements**

Report of errors, omissions, and recommendations for improving this publication by the individual user is encouraged. Reports should be submitted on DA Form 2028 (Recommended Changes to Publications) and forwarded direct to Commanding General, U. S. Army Mobility Equipment Command, ATTN: AMSME-MPP, 4300 Goodfellow Boulevard, St. Louis, Mo. 63120.

(1) SMR CODE	(2) FEDERAL STOCK NUMBER	(3) DESCRIPTION  USABLE ON CODE	(4) UNIT OF MEAS	(5) QTY INC IN UNIT	(6) 30 DAY DS MAINT ALLOWANCE			(7) 30 DAY GS MAINT ALLOWANCE			(8) 1-YR ALW PER 100 EQUIP CNTGY	(9) DEPOT MAINT ALW PER 100 EQUIP	(10) ILLUS- TRATION	
					(a)	(b)	(c)	(a)	(b)	(c)			(a)	(b)
					1-20	21-50	51-100	1-20	21-50	51-100			FIG. NO.	ITEM NO.
00001		SECTION II - REPAIR PARTS FOR DIRECT SUPPORT, GENERAL SUPPORT, AND DEPOT MAINTENANCE												
00002		GROUP 18 - BODY, CAB, HOOD, AND HULL												
X2 0 00003		1808 - BOXES  BOX, HAND TOOLS 499DP813 (93230)	EA	1										
00004		GROUP 22 - BODY CHASSIS OR HULL, AND ACCESSORY ITEMS												
00005		2202 - ACCESSORIES												
P 0 00006	3610-353-4536	BLADE: washup machine 79DP30 (93230)	EA	1	2	2	4	2	2	4	52	10		
X2 0 00007		CONNECTOR, ELECTRICAL:3 phase round portable, female 492DP101 (93230)	EA	1										
X2 0 00008		COVER, ROLLER:form dampening (molleton) 135DP126 (93230)	EA	3										
P 0 00009	3610-346-2987	CUP, SUCTION:rubber (cardboard) 49873 (93230)	EA	24	8	15	30	8	15	30	360	360		
X2 0 00010		HANDLE, TRUCK:press, electrofilmed finish 21032E (93230)	EA	1										
X2 0 00011		HOLDER: washup machine 499DP836 (93230)	EA	1										
X2 0 00012		TACK: presslift 6712X41 (54123)	EA	1										
P 0 00013	3610-542-2508	OFFSET BLANKET, RUBBER, PRINTING PRESS OR DUPLICATING MACHINE: cut 27 1/4 in. around blanket cylinder, 29 1/2 in. w, 0.055 in. thk ZZ0-220 (81348)	EA	1	*	*	2	*	*	2	6	6		
P 0 00014	3610-200-1700	PLATE, LITHOGRAPHIC PRINTING, METAL: aluminum ungrained, plain end, unsensitized, 29 1/2 in. lg, 27 1/4 in. w, 0.012 in. thk RRP400 (81348)	EA	1	3	5	10	3	5	10	120	150		
P 0 00015	3610-200-1700	PLATE, LITHOGRAPHIC PRINTING, METAL: aluminum, ungrained, plain ends, sensitized, 29 1/2 in. lg, 27 1/4 in. w, 0.005 to 0.010 in. thk, w/instruction sheets and processing chemicals, 100 per packages RRP400 (81348)	PG		*	*	2	*	*	2	6	6		
P 0 00016	3610-885-5666	TEMPLATE, BLANKET 499GP852 (93230)	EA	1	*	2	2	*	2	2	19	15		
P 0 00017	3610-427-5807	TIP, SUCTION:metal, paperfeed, (cardboard) 436DC57 (93230)	EA	6	2	4	8	2	4	8	96	90		
P 0 00018	3610-885-5665	WEDGE, PILE: plastic 499DP846 (93230)	EA	6	3	6	12	3	6	12	142	108		
00019		2210 - DATA PLATES AND INSTRUCTION HOLIERS												
F 00020	5310-903-8282	NUT, SELF-LOCKING, HEXAGON: plate mounting	EA	4	*	*	*	*	*	*	*	*	54	12
X2 0 00021		PLATE, IDENTIFICATION: floating blast swivel 336D0613 (93230)	EA	1										
X2 0 00022		PLATE, IDENTIFICATION, lift jack 60072 (54123)	EA	1										

(1) SMR CODE	(2) FEDERAL STOCK NUMBER	(3) DESCRIPTION  REF. NUMBER & MFR CODE	(4) USABLE ON CODE	(5) UNIT OF MEAS	(6) QTY INC IN UNIT	(7) 30 DAY DS MAINT ALLOWANCE			(8) 30 DAY GS MAINT ALLOWANCE			(9) 1-YR ALW PER 100 EQUIP CNTGY	(10) DEPOT MAINT ALW PER 100 EQUIP	ILLUS- TRATION	
						(a)	(b)	(c)	(a)	(b)	(c)			(a)	(b)
						1-20	21-50	51-100	1-20	21-50	51-100			FIG. NO.	ITEM NO.
X2 0 00023		PLATE, IDENTIFICATION: serial number and model 33584 (93230)		EA	1									41	19
X2 0 00024		PLATE, IDENTIFICATION: U.S. Army 336DC566 (93230)		EA	2									41	26
X2 F 00025		PLATE, IDENTIFICATION: U.S. Army		EA	1									54	14
X2 0 03026		PLATE, INSTRUCTION: lubrication 336DP835 (93230)		EA	1									71	32
X2 0 03027		PLATE, INSTRUCTION: lubrication 336DP792 (93230)		EA	1									41	28
X2 0 03028		PLATE, INSTRUCTION: lubrication, vibrator gear housing 336DP835 (93230)		EA	1									62	37
X2 0 09029		PLATE, NAME 336DP2235 (93230)		EA	1									41	30
X2 F 00030		SCREW, CAP, SOCKET HEAD: plate mounting, 1/4-28 thd size, 1/2 in. lg, electrofilmed finish 20F76E (93230)		EA	4				SEE	GRP	9901			54	13
X2 0 03031		SCREW, DRIVE: floating blast swivel plate mounting, No. 2, 3/16 in. lg, electrofilmed finish 2372E (93230)		EA	2				SEE	GRP	9901				
X2 0 00032		SCREW, DRIVE: instruction plate mounting, No. 6, 5/16 in. lg, electrofilmed finish 2370E (93230)		EA	4				SEE	GRP	9901			41	18
X2 0 03033		SCREW, DRIVE: instruction plate No. 2, 3/16 in. lg, electrofilmed finish 2372E (93230)		EA	2				SEE	GRP	9901			71	31
X2 0 00034		SCREW, DRIVE: instruction plate No. 2, 3/16 in. lg, electrofilmed finish 2372E (93230)		EA	2				SEE	GRP	9901			62	36
X2 0 00035		SCREW, DRIVE: lift jack identification plate mounting 20001 (13591)		EA	2										
X2 F 00036		SCREW, DRIVE: model DF plate mounting, No. 2, 3/16 in. lg, electrofilmed finish 2372E (93230)		EA	2				SEE	GRP	9901				
X2 0 00037		SCREW, DRIVE: plate mounting, No. 6, 5/16 in. lg, electrofilmed finish 2370E (93230)		EA	4				SEE	GRP	9901				
X2 0 00038		SCREW, DRIVE: plate mounting, No. 6, 5/16 in. lg, electrofilmed finish 2370E (93230)		EA	4				SEE	GRP	9901			41	27
X2 F 00039		SCREW, MACHINE: plate mounting, 1/4-28 thd size, 5/8 in. lg, electrofilmed finish 19F13E (93230)		EA	2									41	25
00040 00041		GROUP 40 - ELECTRIC MOTORS 4000 - MOTOR ASSEMBLY													
X2 F 00042		BRACKET: drive motor base 90DP1243 (93230)		EA	1									39	28
X2 F 00043		COLLAR, SHAFT: motor support, electrofilmed finish 308E (93230)		EA	2				SEE	CRP	9901			39	25



(1) SMR CODE	(2) FEDERAL STOCK NUMBER	(3) DESCRIPTION  USABLE ON CODE	(4) UNIT OF MEAS	(5) QTY INC IN UNIT	(6) 30 DAY DS MAINT ALLOWANCE			(7) 30 DAY GS MAINT ALLOWANCE			(8) 1-YR ALW PER 100 EQUIP CNTGY	(9) DEPOT MAINT ALW PER 100 EQUIP	(10) ILLUS- TRATION		
					(a)	(b)	(c)	(a)	(b)	(c)			(a)	(b)	
					1-20	21-50	51-100	1-20	21-50	51-100			FIG. NO.	ITEM NO.	
P F R 00044	6105-822-0795	MOTOR, ALTERNATING CURRENT: blower, constant speed, 2 hp, 3 phase, 208v, 1725 rpm 490DP591 (93230) (Electric motors and repair parts are to be requisitioned by complete identifying nomenclature, complete motor and frame nameplate data must be shown on the requisition to insure supply of the proper repair parts or motor)	C	EA	1	*	2	2	*	2	2	17	9	3	107
P F R 00045	6105-784-0662	MOTOR, ALTERNATING CURRENT: blower, 1 hp, 3 phase, 60 cycle, 220/440v 49ODP509 (93230) (Electric motors and repair parts are to be requisitioned by complete identifying nomenclature, complete motor and frame nameplate data must be shown on the requisition to insure supply of the proper repair parts or motor)	AB	EA	1	*	2	2	*	2	2	17	9	3	107
P F R 00046	6105-822-0790	MOTOR, ALTERNATING CURRENT: press drive 490DP590 (93230) (Electric motors and repair parts are to be requisitioned by complete identifying nomenclature, complete motor and frame nameplate data must be shown on the requisition to insure supply of the proper repair parts or motor)	C	EA	1	*	2	2	*	2	2	17	9	3	114
P F R 00047	6105-885-3210	MOTOR, ALTERNATING CURRENT: press drive, 2 hp, 3 phase, 220/440v 490DP508 (93230) (Electric motors and repair parts are to be requisitioned by complete identifying nomenclature, complete motor and frame nameplate data must be shown on the requisition to insure supply of the proper repair parts or motor)	AB	EA	1	*	2	2	*	2	2	17	9	3	114
X2 F 00048		NUT, PLAIN, HEXAGON: blower motor mounting, 3/8-16 thd size, electrofilmed finish 1012E (93230)		EA	4				SEE	GRP	9901			3	104
X2 F 00049		NUT, PLAIN, HEXAGON: drive motor and blower motor mounting, 3/8-16 thd size, electrofilmed finish 1012E (93230)		EA	4				SEE	GRP	9901			3	110
X2 F 00050		NUT, PLAIN, HEXAGON: motor support stud, 3/8-16 thd size, electrofilmed finish 1013E (93230)		EA	2									39	19
X2 F 00051		PLATE: press drive motor mounting 336DP784 (93230)		EA	1									39	26
X2 F 00052		SCREW, CAP, HEXAGON HEAD: blower motor mounting, 3/8-16 thd size, 1 1/2 in. lg, cadmium plated, electrofilmed finish 1962B (93230)		EA	4				SEE	GRP	9901			3	106
X2 F 00053		SCREW, CAP, HEXAGON HEAD: drive motor base bracket 2087 (93230)		EA	2									39	27
X2 F 00054		SCREW, CAP, HEXAGON HEAD: drive motor mounting, 3/8-16 thd size, 1 1/4 in. lg, cadmium plated, electrofilmed finish 1964B (93230)		EA	4				SEE	GRP	9901			3	113
X2 F 00055		SETSCREW, SOCKET HEAD: drive motor plate, 5/16-18 thd size, 5/16 in. lg, electrofilmed finish 2233E (93230)		EA	2				SEE	GRP	9901			39	22
X2 F 00056		SETSCREW, SOCKET HEAD: drive motor support shaft collar and shoe 2289 (93230)		EA	4									39	20

(1) SMR CODE	(2) FEDERAL STOCK NUMBER	(3) DESCRIPTION  USABLE ON CODE	(4) UNIT OF MEAS	(5) QTY INC IN UNIT	(6) 30 DAY DS MAINT ALLOWANCE			(7) 30 DAY GS MAINT ALLOWANCE			(8) 1-YR ALW PER 100 EQUIP CNTGY	(9) DEPOT MAINT ALW PER 100 EQUIP	(10) ILLUS- TRATION	
					(a)	(b)	(c)	(a)	(b)	(c)			(a)	(b)
					1-20	21-50	51-100	1-20	21-50	51-100			FIG. NO.	ITEM NO.
X2 F 00057		SHAFT: drive motor support 380DP9940 (93230)	EA	1									39	24
X2 F 00058		SHOE: drive motor plate, 1/4 in. dia, 1/8 in. thk, electrofilmed finish 2717E (93230)	EA	2				SEE	GRP	9901			39	23
X2 F 00059		SHOE: drive motor support shaft, 13/64 in. die, 5/32 in. thk 2714 (93230)	EA	2				SEE	GRP	9901			39	21
X2 F 00060		STUD: motor support 44DP1435 (93230)	EA	1									39	29
X2 F 00061		WASHER, FLAT: drive motor mounting, 13/32 in. id, 1 in. od, 1/16 in. thk, electrofilmed finish 4628E (93230)	EA	4				SEE	GRP	9901			3	112
X2 F 00062		WASHER, LOCK: blower motor mounting, 25/64 in. id, 5/8 in. od, 3/32 in. thk, electrofilmed finish 4571E (93230)	EA	4				SEE	GRP	9901			3	105
X2 F 00063		WASKER, LOCK: drive motor mounting, 25/64 in. id, 5/8 in. od, 3/32 in. thk, electrofilmed finish 4571E (93230)	EA	4				SEE	GRP	9901			3	111
00064 P 0 00065	3030-585-5756	4007 - DRIVE COMPONENTS BELT, V: intermediate drive, 54 3/4 in. outside circumference (Neoprene) 760P106 (93230)	EA	1	3	6	12	3	6	12	140	50	3	1
P 0 00066	3030-529-0394	BELT, V: main drive, 71 inches outside circumference MS39257068 (96906)	EA	1	3	6	12	3	6	12	140	50	54	18
P 0 00067	3030-608-1682	BELT, V: press drive motor, 32 3/4 in. outside circumference (Neoprene) 76DH99 (93230)	EA	1	3	6	12	3	6	12	140	50	3	102
X2 F 00068		BRACKET: intermediate pulley mounting 90DP1277 (93230)	EA	1									3	6
P 0 00069	3610-779-642	PULLEY ASSEMBLY, ADJUST-O-MATIC: press drive 500PB4 (93230)	EA	1	2	2	2	2	2	2	26	20	39	18
X2 F 00070		BEARING, BALL, ANNULAR: inner sheave 72PA161 (93230)	EA	1				SEE	GRP	9901			1	32
X2 F 00071		BEARING, BALL, ANNULAR: outer sheave 72PA161 (93230)	EA	1				SEE	GRP	9901			1	21
X2 F 00072		BRACKET: pulley 90PE1005 (93230)	EA	1									1	50
X2 F 00073		CENTER SHEAVE AND TUBE ASSEMBLY 936DP206 (93230)	EA	1									1	34
X2 F 00074		BEARING, BALL, ANNULAR: inner sleeve 72PA163 (93230)	EA	2									1	36
X2 F 00075		RING, RETAINING: center sheave bearing 367PA66 (93230)	EA	2				SEE	GRP	9901			1	35
X1 00076		SHEAVE ASSEMBLY: center 895DF142 (93230)	EA	1									1	38
X1 00077		PIN, TAPER: No. 5, 1 3/4 in. lg, center sheave 43PA1C (93230)	EA	3									1	40
X1 00078		SETSCREW, SOCKET HEAD: center sheave taper pin, 3/8-16 thd size, 3/8 in. lg 2347 (93230)	EA	3									1	39

(1) SMR CODE	(2) FEDERAL STOCK NUMBER	(3) DESCRIPTION  USABLE ON CODE	(4) UNIT OF MEAS	(5) QTY INC IN UNIT	(6) 30 DAY DS MAINT ALLOWANCE			(7) 30 DAY GS MAINT ALLOWANCE			(8) 1-YR ALW PER 100 EQUIP CNTGY	(9) DEPOT MAINT ALW PER 100 EQUIP	(10) ILLUS- TRATION	
					(a)	(b)	(c)	(a)	(b)	(c)			(a)	(b)
					1-20	21-50	51-100	1-20	21-50	51-100			FIG. NO.	ITEM NO.
X1 00079		SHEAVE: center 343P8222 (93230)	EA	1									1	42
X1 00080		SLEEVE: inner, center sheave 395DP142 (93230)	EA	1									1	41
X1 00081		TUBE: center sleeve 436DP206 (93230)	EA	1									1	37
X2 F 00082		COLLAR: control knob, brake 122DP269 (93230)	EA	1									1	16
X2 F 00083		COLLAR: threaded, pulley width adjustment 122DP268 (93230)	EA	1									1	44
X2 F 00084		CONTROL KNOB AND DIAL ASSEMBLY (2:1 ratio) 710DP245 (93230)	EA	1									1	11
X1 00085		DIAL: adjust-o-matic pulley 499DP904 (93230)	EA	1									1	13
X1 00086		KNOB: control 210DP245 (93230)	EA	1									1	14
X1 00087		SCREW, TAPPING, THREAD FORMING: dial mounting, 2-56 thd size, 3/16 in. lg, electrofilmed finish 24DL200E (93230)	EA	3									1	12
X2 F 00088		DRIVING DISC AND NUT: splined 10DP127 (93230)	EA	1									1	18
X2 0 00089		FITTING, LUBRICATION: control knob 439DP53 (93230)	EA	1									1	1
X2 0 00090		FITTING, LUBRICATION: pulley bracket 439DP52, (93230)	EA	1									1	46
X2 0 00091		FITTING, LUBRICATION: pulley, 65 deg, 1/8-27 thd size 493DP57 (93230)	EA	1									1	51
X2 F 00092		PIN, PIVOT: pulley bracket, electrofilmed finish 40RIDH11OE (93230)	EA	1									1	48
X2 F 00093		PIN, STRAIGHT, HEADLESS: pulley bracket stop, 3/8 in. die, 1 1/2 in. lg, electrofilmed finish 1418E (93230)	EA	1									1	49
X2 F 00094		PLATE ASSEMBLY: control knob 836DP833 (93230)	EA	1									1	4
X1 00095		PLATE: control knob 336DP833 (93230)	EA	1									1	6
XL 00096		SCREW, CAP, SOCKET READ: control knob plate mounting, No. 8-32 thd size, 0.105 in. lg 21DP41 (93230)	EA	2									1	5
X2 F 00097		PLATE: clamping, outer sheave front, electrofilmed finish 336PA848 (93230)	EA	1									1	25
X2 F 00098		PLATE: clamping, outer sheave, rear 336PA829 (93230)	EA	1									1	27
X2 F 00099		PLUG, PIPE: pulley bracket, 1/3-27 thd size, electrofilmed finish GB150E (93230)	EA	1				SEE	GRP	9901			1	45
X2 F 00100		PLUNGER, SPRING: control knob 340DP60 (93230)	EA	3									1	9

(1) SMR CODE	(2) FEDERAL STOCK NUMBER	(3) DESCRIPTION  USABLE ON CODE	(4) UNIT OF MEAS	(5) QTY INC IN UNIT	(6) 30 DAY DS MAINT ALLOWANCE			(7) 30 DAY GS MAINT ALLOWANCE			(8) 1-YR ALW PER 100 EQUIP CNTGY	(9) DEPOT MAINT ALW PER 100 EQUIP	(10) ILLUS- TRATION	
					(a)	(b)	(c)	(a)	(b)	(c)			(a)	(b)
					1-20	21-50	51-100	1-20	21-50	51-100			FIG. NO.	ITEM NO.
X2 F 00101		RING, RETAINING: adjusting tube bearing 367PA66 (93230)	EA	1				SEE	GRP	9901			1	19
X2 F 00102		RING, RETAINING: interbeveled, outer sheave 367PA74 (93230)	EA	1									1	20
X2 F 00103		RING: retaining, outer sheave bearing front 367AL40 (93230)	EA	1									1	23
X2 F 00104		SCREW, CAP, SOCKET HEAD: control knob plate assembly mounting 21DP28 (93230)	EA	1									1	3
X2 F 00105		SCREW, CAP, SOCKET HEAD: outer sheave front clamping plate 2069 (93230)	EA	6									1	24
X2 F 00106		SCREW, CAP, SOCKET HEAD: outer sheave rear clamping plate 1741 (93230)	EA	6									1	26
X2 F 00107		SCREW, CAP, SOCKET HEAD: splined driving disc and nut 21DP28 (93230)	EA	2									1	17
X2 F 00108		SCREW, MACHINE: threaded collar, No. 10-32 thd size, 5/8 in. lg, electrofilmed finish 1903E (93230)	EA	2				SEE	GRP	9901			1	43
X2 F 00109		SETSCREW, SOCKET HEAD: control knob brake collar 22F66 (93230)	EA	2									1	15
X2 F 00110		SETSCREW, SOCKET HEAD: control knob plunger spring, special, 1/4-28 thd size, 1/4 in. lg 24DP136 (93230)	EA	3									1	7
X2 F 00111		SETSCREW, SOCKET HEAD: outer sheave 2284 (93230)	EA	6								1	29	
X2 F 00112		SETSCREW, SOCKET HEAD: pulley bracket 2284 (93230)	EA	1								1	47	
X2 F 00113		SHAFT ASSEMBLY: lever and stationary 770DP989 (93230)	EA	1									1	52
X1 00114		LEVER, PULLEY: shaft assembly 270DP989 (93230)	EA	1									1	56
X2 F 00115		PIN, SPRING: lever, 5/32 in. dia, 1 3/4 in. lg, 0.032 in. thk 43DP16 (93230)	EA	1									1	53
X2 F 00116		SETSCREW, SOCKET HEAD: lever 2284 (93230)	EA	1									1	54
X1 00117		SHAFT: stationary 38ODP991 (93230)	EA	1									1	55
X2 F 00118		SHEAVE: outer 343PB221 (93230)	EA	2									1	30
X2 F 00119		SLEEVE: outer, front sheave seamless tubing 395DP141 (93230)	EA	1									1	33
X2 F 00120		SPACER: bearing, outer sheave 3DP182 (93230)	EA	2									1	31
X2 F 00121		SPRING, COMPRESSION: No. 18 music wire 9/32 in. od, control knob 29DP140 (93230)	EA	3									1	8

(1) SMR CODE	(2) FEDERAL STOCK NUMBER	(3) DESCRIPTION  USABLE ON CODE	(4) UNIT OF MEAS	(5) QTY INC IN UNIT	(6) 30 DAY DS MAINT ALLOWANCE			(7) 30 DAY GS MAINT ALLOWANCE			(8) 1-YR ALW PER 100 EQUIP CNTGY	(9) DEPOT MAINT ALW PER 100 EQUIP	(10) ILLUS- TRATION		
					(a)	(b)	(c)	(a)	(b)	(c)			(a)	(b)	
					1-20	21-50	51-100	1-20	21-50	51-100			FIG. NO.	ITEM NO.	
X2 F 00122	3110-132-3568	TUBE: sheave adjusting 436DP207 (93230)	EA	1									1	22	
X2 F 00123		WASHER, FLAT: control knob lubrication fitting, 17/64 in. id, 7/16 in. od, 1/16 in. thk, electrofilmed finish 4545E (93230)	EA	1				SEE	GRP	9901			1	2	
X2 F 00124		WASHER, NONMETALLIC: control knob plunger 45PP178 (93230)	EA	3										1	10
X2 F 00125		WIRE, RING, CLAMPING: outer sheave, musical wire, electrofilmed finish 367PA73E (93230)	EA	2										1	28
X2 O 00126		PULLEY ASSEMBLY: intermediate 843DP265 (93230)	EA	1										3	3
P F 00127		BEARING: ball, right side intermediate pulley 72AH111 (93230)	EA	1	2	2	2	2	2	2	2	29	10	2	6
P F 00128		BEARING: intermediate pulley assembly 72AH3110 (93230)	EA	1				SEE	GRP	9901				2	5
X2 F 00129		CAP, SHAFT: drive pinion shaft 110DP43 (93230)	EA	1				SEE	GRP	9901				2	2
X2 F 00130		PULLEY: motor, intermediate 343DP265 (93230)	EA	1										2	8
X2 F 00131		SCREW, CAP, SOCKET HEAD: drive pinion 20F77 (93230)	EA	4										2	1
X2 O 00132		SCREW, CAP, SOCKET HEAD: idler gear stud pinion shaft 2085 (93230)	EA	1										2	3
X2 F 00133		STUD: intermediate drive pulley 404DP1500 (93230)	EA	1										2	7
X2 O 00134		WASHER, FLAT: delivery idler gear stud, 3/8 in. id, 1 1/2 in. od, 1/8 in. thk, electrofilmed finish 4593E (93230)	EA	1										2	4
X2 O 00135		PULLEY: blower motor drive 343DC81 (93230)	EA	1										3	109
X2 O 00136		PULLEY GROOVE: press drive motor 343DP262 (93230)	EA	1										3	103
X2 O 00137		SCREW, CAP, HEXAGON HEAD: adjust-o-matic pulley mounting, 3/8-16 thd size, 1 1/2 in. lg 1962B (93230)	EA	2				SEE	GRP	9901				39	16
X2 F 00138		SCREW, CAP, HEXAGON HEAD: intermediate pulley mounting 1994B (93230)	EA	2										3	4
X2 O 00139		SETSCREW, SOCKET HEAD: pulley bracket 2289 (93230)	EA	1									3	2	
X2 O 00140		WASHER, FLAT: adjust-o-matic pulley mounting, 25/64 in. id, 7/8 in. od, 1/8 in. thk 4585E (93230)	EA	2				SEE	GRP	9901				39	17
X2 O 00141		WASHER, FLAT: intermediate pulley mounting track, 17/32 in. id, 2 in. od, 3/32 in. thk 4604E (93230)	EA	2				SEE	GRP	9901				3	5
00142	4010 - MASTER OR AUXILIARY CONTROL ASSEMBLY														
X2 O 00143	BUTTON, STOP, RED, MUSHROOM: feeder station 492DP84 (93230)	EA	1				SEE	GRP	9901				3	54	

(1) SMR CODE	(2) FEDERAL STOCK NUMBER	(3) DESCRIPTION  USABLE ON CODE	(4) UNIT OF MEAS	(5) QTY INC IN UNIT	(6) 30 DAY DS MAINT ALLOWANCE			(7) 30 DAY GS MAINT ALLOWANCE			(8) 1-YR ALW PER 100 EQUIP CNTGY	(9) DEPOT MAINT ALW PER 100 EQUIP	(10) ILLUS- TRATION			
					(a)	(b)	(c)	(a)	(b)	(c)			(a)	(b)		
					1-20	21-50	51-100	1-20	21-50	51-100			FIG. NO.	ITEM NO.		
P 0 00144	3610-885-5663	COIL, OVERLOAD: blower starter, 4.5 amp 493AL175 (93230)	EA	2	2	2	3	2	2	3	40	10	3	32		
X2 0 00145		GASKET: switch plate (Neoprene) 499DPF921 (93230)	EA	1										3	52	
X2 0 00146		PLATE: delivery switch mounting 336DP821 (93230)	EA	1										3	25	
X2 0 00147		PLATE, SWITCH: feeder station button 336DP820 (93230)	EA	1										3	51	
X2 0 00148		PUSH BUTTON: stop, red 492DP81 (93230)	EA	1										3	53	
P F 00149		3610-885-3399	RELAY: magnetic, 220v, 3 phase, 60 cycle 9575H756A (15605)	EA	1	2	2	2	2	2	2	26	10	3	76	
X2 0 00150			SCREW, BUTTON HEAD: press starter, 1/4-20 thd size, 1/2 in. lg., electrofilmed finish 1721E (93230)	EA	4				SEE	GRP	9901				3	41
X2 F 00151			SCREW, BUTTON HEAD: relay mounting, 1/4-20 thd size, 1/2 in. lg, electrofilmed finish 1721E (93230)	EA	2				SEE	GRP	9901				3	75
X2 0 00152			SCREW, CAP, SOCKET HEAD: delivery switch mounting plate 2100 (93230)	EA	2										3	23
X2 0 00153			SCREW, CAP, SOCKET HEAD: feeder station button plate mounting 2069 (93230)	EA	6										3	50
X2 F 0(0154)	SCREW, CAP, SOCKET HEAD: microswitch mounting 1738 (93230)	EA	2										3	98		
X2 0 00155	SCREW, CAP, SOCKET HEAD: press and blower starter mounting 2069 (93230)	EA	6										3	30		
X2 0 00156	SCREW, CAP, SOCKET HEAD: switch mounting EA 1741 (93230)	EA	4									3	21			
X2 0 00157	SPACER: delivery switch mounting plate, 13/32 in. id, 7/8 in. od, 1.00 in. lg 3DP178 (93230)	EA	2										3	24		
P 0 00158	6110-779-0665	STARTER: blower motor, 220v, 3 phase, 60 cycle 6333VKB41F (89025)	EA	1				SEE	GRP	9901			3	42		
P 0 00159	6110-779-0665	STARTER: press motor, 220v, 3 phase, 60 cycle 6333VKB41F (89025)	EA	1				SEE	GRP	9901			3	31		
P 0 00160	3610-820-2798	SWITCH ASSEMBLY, STATION: delivery 992DP85 (93230)	EA	1	*	*	*	*	*	*	5	5	3	22		
X2 F OC161		BUTTON, STOP, RED, MUSHROOM 492DP84 (93230)	EA	1				SEE	GRP	9901						
X1 00162		ENCLOSURE: three button 492DP85 (93230)	EA	1												
P F 00163	5930-843-0830	SWITCH, PUSH BUTTON: start 492DP82 (93230)	EA	1				SEE	GRP	9901						
X2 F 00164		SWITCH, SELECTOR: jog, safe, run 492DP88 (93230)	EA	1				SEE	GRP	9901						
P F 00165	3610-858-5783	SWITCH: delivery BZV2RQ (91929)	EA	1	*	2	2	*	2	2	21	5	3	99		

(1) SMR CODE	(2) FEDERAL STOCK NUMBER	(3) DESCRIPTION  USABLE ON CODE	(4) UNIT OF MEAS	(5) QTY INC IN UNIT	(6) 30 DAY DS MAINT ALLOWANCE			(7) 30 DAY GS MAINT ALLOWANCE			(8) 1-YR ALW PER 100 EQUIP CNTGY	(9) DEPOT MAINT ALW PER 100 EQUIP	(10) ILLUS- TRATION	
					(a)	(b)	(c)	(a)	(b)	(c)			(a)	(b)
					1-20	21-50	51-100	1-20	21-50	51-100			FIG. NO.	ITEM NO.
X2 F 00166		SCREW, CAP, SOCKET HEAD: switch box cover mounting 1741 (93230)	EA	4										
P 0 00167	3610-822-1483	SWITCH, OVERLOAD: blower starter, 13 ampEA 493AL172 (93230)	EA	2	2	4	2	2	4	42	10	3	43	
P 0 00168	5930-843-0830	SWITCH, PUSH BUTTON: start, press and blower 492DP82 (93230)	EA	2				SEE	GRP	9901			3	55
X2 0 00169		SWITCH, SELECTOR: jog, safe, run, feeder station 492DP88 (93230)	EA	1				SEE	GRP	9901			3	56
00170		GROUP 42 - ELECTRICAL EQUIPMENT												
00171		4216 - MISCELLANEOUS WIRING, FITTINGS, ETC.												
X2 F 00172		BOX: outlet, blower motor, electrofilmed finish 499DE143E (93230)	EA	1				SEE	GRP	9901			3	74
X2 F 00173		BOX: outlet, drive motor, electrofilmed finish 499IE143E (93230)	EA	1				SEE	GRP	9901			3	85
X2 0 00174		BUSHING, ELECTRICAL CONDUIT: blower and press starter, 3/4 in. 48943 (93230)	EA	1									3	33
X2 F 0017 5		LOCK, NUT: blower and press starter bushing 48944 (93230)	EA	2	3	28								
X2 F 00176		BUSHING, ELECTRICAL CONDUIT: blower motor conduit (In. No. 124) 48912 (93230)	EA	3				SEE	GRP	9901			3	59
X2 F 00177		BUSHING, ELECTRICAL CONDUIT: galvanized, u/w 1/2 in. conduit 48903 (93230)	EA	2									3	66
X2 0 00178		BUSHING, ELECTRICAL CONDUIT: nipple to starter mounting (1 in. HR 5321) 48912 (93230)	EA	2				SEE	GRP	9901			3	35
X2 F 00179		BUSHING, ELECTRICAL CONDUIT: switch to connector (1 in. HR 5321) 48912 (93230)	EA	2				SEE	GRP	9901			3	20
X2 F 00180		CABLE: blower motor, 3/8 in. sealtite covered, 14 in. lg 499DP906 (93230)	EA	1									3	80
X2 F 00181		CABLE: microswitch, sealtite, 3/8 in. 499DP841 (93230)	EA	1									3	101
X2 F 00182		CABLE: press motor, sealtite covered, 3/8 in. dia, 28 in. lg 499DP907 (93230)	EA	1									3	71
X2 F 00183		CLIP, ELECTRICAL: delivery station conduct 499DP883 (93230)	EA	2									3	69
M F 00184		CONDUIT: crossfeed 499DP843 (93230) MANUFACTURE FROM:	EA	1									3	64
P F 00185	5975-228-0040	CONDUIT, METAL RIGID (29 in. required)	FT					SEE	GRP	9501				
M F 00186		CONDUIT: delivery station 499DP842 (93230) MANUFACTURE FROM:	EA	1									3	18
P F 00187	5975-178-1205	CONDUIT, METAL RIGID (8 ft., required)	FT					SEE	GRP	9901				

(1) SMR CODE	(2)  FEDERAL STOCK NUMBER	(3) DESCRIPTION  USABLE ON CODE	(4) UNIT OF MEAS	(5) QTY INC IN UNIT	(6) 30 DAY DS MAINT ALLOWANCE			(7) 30 DAY GS MAINT ALLOWANCE			(8) 1-YR ALW PER 100 EQUIP CNTGY	(9) DEPOT MAINT ALW PER 100 EQUIP	(10) ILLUS- TRATION		
					(a)	(b)	(c)	(a)	(b)	(c)			(a)	(b)	
					1-20	21-50	51-100	1-20	21-50	51-100			FIG. NO.	ITEM NO.	
X2 F 00188	5975-228-6004	CONDUIT: feeder station, 3/4 in. dia by 11-1/8 in. lg 499DP870 (93230)	EA	1									3	93	
M F 00189		CONDUIT: outlet box 499DP871 (93230)	EA	1									3	89	
P F 00190		MANUFACTURE FROM: CONDUIT, METAL RIGID (4 3/4 in. required)	FT					SEE	GRP	9501					
X2 F 00191		CONDULET, ELECTRICAL: press starter, 90 deg, (3/4 lb 352) 48956 (93230)	EA	1				SEE	GRP	9901				3	87
X2 F 00192		CONDULET: outlet box, 90 deg (3/4 LL 352) 48805 (93230)	EA	1										3	91
X2 F 00193		COVER: conduit 48998 (93230)	EA	1				SEE	GRP	9901				3	90
X2 F 00194		CONDULET: press and blower starters, 90 deg, ( 1 in. lb 353) 48800 (93230)	EA	2										3	62
X2 F 00195		COVER: conduit 48801 (93230)	EA	2										3	61
X2 F 00196		CONDULET: press starter, 90 deg, (3/4 lb 352) 48956 (93230)	EA	1				SEE	GRP	9901				3	40
X2 F 00197		COVER: conduit 48998 (93230)	EA	1				SEE	GRP	9901				3	39
X2 F 00198		CONNECTOR: blower motor, hexagon head type, (1 in. HR 5321) 48900 (93230)	EA	2										3	63
X2 F 00199		CONNECTOR: box to conduit, hexagon head type, 3/4 in. 48995 (93230)	EA	2				SEE	GRP	9901				3	92
X2 F 00200		CONNECTOR: hexagon head type, 3/4 in. 43995 (93230)	EA	2				SEE	GRP	9901				3	88
X2 F 00201		CONNECTOR, RECEPTACLE, ELECTRICAL: cable to Junction box, 1/2 in. 48994 (93230)	EA	1				SEE	GRP	9901				3	37
X2 F 00202		CONNECTOR, RECEPTACLE, ELECTRICAL: cable to junction box, 1/2 in. 48994 (93230)	EA	1				SEE	GRP	9901				3	19
X2 F 00203		CONNECTOR, RECEPTACLE, ELECTRICAL: cable to motor junction box, 1/2 in. 48994 (93230)	EA	1				SEE	GRP	9901				3	79
X2 F 00204		CONNECTOR, RECEPTACLE, ELECTRICAL: microswitch, 1/2 in. 48994 (93230)	EA	1				SEE	GRP	9901				3	100
X2 F 00205		COVER: conduit 48998 (93230)	EA	2				SEE	GRP	9901				3	86
X2 F 00206		ELBOW, SHORT: cable to box, 90 deg, 1/2-14 thd size 499DM896 (93230)	EA	1				SEE	GRP	9901				3	77
X2 F 00207		ELBOW, SHORT: press motor, 90 deg, 1/2 in.EA 499DM896 (93230)	EA	2			SEE	GRP	9901			3		70	
X2 F 00208	LOCKNUT, ELECTRICAL CONDUIT: conduit bushing, galvanized, 1/2-14 the size 48938 (93230)	EA	4										3	65	
12 F 00209	LOCKNUT, ELECTRICAL CONDUIT: press outlet boxes 48904 (93230)	EA	2										3	57	



(1) SMR CODE	(2) FEDERAL STOCK NUMBER	(3) DESCRIPTION  USABLE ON CODE  REF. NUMBER & MFR CODE	(4) UNIT OF MEAS	(5) QTY INC IN UNIT	(6) 30 DAY DS MAINT ALLOWANCE			(7) 30 DAY GS MAINT ALLOWANCE			(8) 1-YR ALW PER 100 EQUIP CNTGY	(9) DEPOT MAINT ALW PER 100 EQUIP	(10) ILLUS- TRATION	
					(a)	(b)	(c)	(a)	(b)	(c)			(a)	(b)
					1-20	21-50	51-100	1-20	21-50	51-100			FIG. NO.	ITEM NO.
X2 0 00210		LOCKNUT, ELECTRICAL CONDUIT: 1 in. 48904 (93230)	EA	2				SEE	GRP	9901			3	34
X2 F 00211		NIPPLE, CHASE: blower starter to press starter, 1 in. No. 844 48802 (93230)	EA	1									3	36
X2 0 00212		NIPPLE, CHASE: 3/4 in. blower starter to press starter 48955 (93230)	EA	2				SEE	GRP	9903			3	29
X2 F 00213		NIPPLE, CHASE: 3/4 in. conduit to connector 48955 (93230)	EA	1				SEE	GRP	9901			3	38
X2 F 00214		NIPPLE, PIPE, CLOSE: conduit, outlet, outlet box elbow, 1-11 1/2 thd size, 1 1/2 in. lg, electrofilmed finish 697E (93230)	EA	1									3	60
X2 F 00215		NIPPLE, PIPE: outlet boxes, 1/2-14 thd size, 1 1/2 in. lg 7AL20 (93230)	EA	1									3	68
X2 F 00216		NIPPLE, PIPE: 3/4-14 thd size, 2 1/8 in. lg 788 (93230)	EA	1									3	82
X2 F 00217		NIPPLE: rigid conduit, 1 in. dia, 4 in. lg 499DE142 (93230)	EA	1									3	58
X2 0 00218		RECEPTACLE ASSEMBLY: electrical, covered, 4 pole. 4L amp 492DP100 (93230)	EA	1									3	45
X2 F 00219		REDUCER, CONDULET: delivery station switch, 3/4 in. to 1/2 in. 499DP872 (93230)	EA	2										
X2 F 00220		SCREW, BUTTON HEAD: outlet box mounting, 1/4-20 thd size, 1/2 in. lg, electrofilmed finish 1721E (93230)	EA	2				SEE	GRP	9901			3	84
X2 0 00221		SCREW, CAP, HEXAGON HEAD: power receptacle mounting, 5/16-18 thd size, 5/8 in. lg, electrofilmed finish 1937E (93230)	EA	4									3	44
X2 F 00222		SCREW, MACHINE: strap mounting, 1/4-20 thd size, 1/2 in. lg, electrofilmed finish 1721E (93230)	EA	1				SEE	GRP	9901			3	73
X2 F 00223		SCREW, MACHINE: strap mounting, 1/4-20 thd size, 1/2 in. lg, electrofilmed finish 1721E (93230)	EA	1				SEE	GRP	9901			3	16
X2 F 00224		STRAP, PIPE: conduit securing, one hole, 1/2 in. 48915 (93230)	EA	2									3	17
X2 F 00225		WASHER, REDUCING: motor Junction box, 1 in. to 1/2 in. 48907 (93230)	EA	4				SEE	GRP	9901			3	67
X2 F 00226		WASHER, REDUCING: motor outlet box 1 in. to 1/2 in. 48907 (93230)	EA	1				SEE	GRP	9901			3	78
X2 F 00227		WASHER, REDUCING: motor outlet box, 1 in. to 1/2 in. 48907 (93230)	EA	1				SEE	GRP	9901			3	72
X2 F 00228		WASHER, REDUCING: motor outlet box, 1 in. to 1/2 in. 48907 (93230)	EA	1				SEE	GRP	9901			3	81
X2 F 00229		WASHER, REDUCING: outlet box, 1 in. to 3/4 in. 48913 (93230)	EA	2									3	83

(1) SMR CODE	(2) FEDERAL STOCK NUMBER	(3) DESCRIPTION  USABLE ON CODE	(4) UNIT OF MEAS	(5) QTY INC IN UNIT	(6) 30 DAY DS MAINT ALLOWANCE			(7) 30 DAY GS MAINT ALLOWANCE			(8) 1-YR ALW PER 100 EQUIP CNTGY	(9) DEPOT MAINT ALW PER 100 EQUIP	(10) ILLUS- TRATION	
					(a)	(b)	(c)	(a)	(b)	(c)			(a)	(b)
					1-20	21-50	51-100	1-20	21-50	51-100			FIG. NO.	ITEM NO.
X2 F 00230		WIRE, ELECTRICAL: press wiring, copper, tinned, No. 14 awg, 19 strands of No. 27 awg (170 ft. required) 499 DP908 (93230)	FT											
00231 00232		GROUP 43 - AIR AND VACUUM SYSTEMS 4316 - ASSEMBLED HOSE FITTING, LINES, BREATHERS, FILTERS, AND TRAPS BLOCK, SUPPORT; suction pipe, electrofilmed finish												
X2 0 00233		80DC65E (93230)	EA	1								8	80	
X2 0 00234		BRACKET ASSEMBLY: floating blast swivel 590DC983 (93230)	EA	2								8	71	
X2 F 00235		BRACKET: floating blast swivel 90DC983 (93230)	EA	2								8	70	
X2 0 00236		PLATE, IDENTIFICATION: floating blast swivel 336DC613 (93230)	EA	2				SEE	GRP	2210				
X2 0 00237		SCREW, DRIVE: identification plate mounting, nickel plated, No. 2, 3/16 in. lg electrofilmed finish 2372E (93230)	EA	4				SEE	GRP	2210				
X2 F 00238		THUMBSCREW: shoulder bracket swivel, No. 10-32 x 16 in. lg, FST, electrofilmed finish 2555E (93230)	EA	2								8	66	
X2 0 00239		BRACKET, BLAST TUBE 90DC891E (93230)	EA	3								20	42	
X2 0 00240		BUSHING, PIPE: air blower valve block, one end 1-11 1/2 thd size, other end 3/4-14 thd size, electrofilmed finish 618 (93230)	EA	1								39	8	
X2 0 00241		BUSHING, PIPE: pump to elbow, one end 1-11 1/2 thd size, other end 3/4-14 thd size, electrofilmed finish 618E (93230)	EA	1								39	6	
X2 0 00242		CLAMP, HOSE: blast nozzle 118DP154 (93230)	EA	2								3	12	
X2 0 00243		CLIP, HOSE: blast hose, electrofilmed finish 11920E (93230)	EA	2								8	87	
X2 0 00244		ELBOW, PIPE: air block nipple, 90 deg, both ends female, 3/8-18 thd size, electrofilmed finish 628E (93230)	EA	1				SEE	GRP	9901		8	73	
X2 0 00245		ELBOW, PIPE: pump tank, one end male, other end female, 1-11 1/2 thd size, electrofilmed finish 647E (93230)	EA	1								39	9	
X2 0 00246		ELBOW, PIPE: pump to line, one end male, other end female, 3/4-14 thd size, electrofilmed finish 646E (93230)	EA	1				SEE	GRP	9901		39	5	
X2 0 00247		ELBOW, PIPE: suction block, 45 deg, both ends female, 3/8-18 thd size, electrofilmed finish 640E (93230)	EA	1								4	6	
X2 0 00248		ELBOW, PIPE: support block, 90 deg, both ends thd female, 3/8-18 thd size, electrofilmed finish 628E (93230)	EA	1				SEE	CRP	9901		4	3	

(1) SMR CODE	(2) FEDERAL STOCK NUMBER	(3) DESCRIPTION  REF. NUMBER & MFR CODE	(4) USABLE ON CODE	(5) UNIT OF MEAS	(6) QTY INC IN UNIT	(7) 30 DAY DS MAINT ALLOWANCE			(8) 30 DAY GS MAINT ALLOWANCE			(9) 1-YR ALW PER 100 EQUIP CNTGY	(10) DEPOT MAINT ALW PER 100 EQUIP	ILLUS- TRATION	
						(a)	(b)	(c)	(a)	(b)	(c)			(a)	(b)
						1-20	21-50	51-100	1-20	21-50	51-100			FIG. NO.	ITEM NO.
M 0 00249		HOSE, RUBBER: air valve 223DP82 (93230) MANUFACTURE FROM:		EA	1									3	7
P 0 00250	4720-278-4889	HOSE, RUBBER (35 in. required) 50 (36593)		FT					SEE	GRP	9501				
M 0 00251		HOSE, RUBBER: air valve to suction block 223DP83 (93230) MANUFACTURE FROM:		EA	1									3	8
P 0 00252	4720-278-4915	HOSE, RUBBER (12 in. required)		FT					SEE	GRP	9501				
M 0 00253		HOSE, RUBBER: blast nozzle, rear end wale 223DP79 (93230) MANUFACTURE FROM:		EA	1							8		26	
P 0 00254	4720-278-4889	HOSE, RUBBER (3 ft. 10 in. required) 50 (36593)		FT					SEE	GRP	9501				
M 0 00255		HOSE, RUBBER: blast nozzle, right side wale 223DP84 (93230) MANUFACTURE FROM:		EA	1									8	27
P 0 00256	4720-278-4889	HOSE, RUBBER (8 ft. 1 in. required) 50 (36593)		FT					SEE	GRP	9501				
M 0 00257		HOSE, RUBBER: front blast nozzle 223DP80 (93230) MANUFACTURE FROM:		EA	1									3	13
P 0 00258	4720-278-4889	HOSE, RUBBER (20 in. required) 50 (36593)		FT					SEE	GRP	9501				
M 0 00259		HOSE, RUBBER: front center blast nozzle 223DP81 (93230) MANUFACTURE FROM:		EA	1									3	15
P 0 00260	4720-278-4889	HOSE, RUBBER 50 (36593)		FT					SEE	GRP	9501				
M 0 00261		HOSE, RUBBER: front pivot, blast nozzle 223DP85 (93230) MANUFACTURE FROM:		EA	1									3	14
P 0 00262	4720-278-4889	HOSE, RUBBER (3 ft. 9 in. required) 50 (36593)		FT					SEE	GRP	9501				
M 0 00263		HOSE, RUBBER: plate guide roller shaft 223DP91 (93230) MANUFACTURE FROM:		EA	1									46	4
P 0 00264	4720-238-8300	HOSE, RUBBER (31 in. required)		FT					SEE	GRP	9501				
M 0 00265		HOSE, RUBBER: suction support block 223DP90 (93230) MANUFACTURE FROM:		EA	1									4	1
P 0 00266	4720-278-4889	HOSE, RUBBER (3 1/4 in. required) 50 (36593)		FT					SEE	GRP	9501				
P 0 00267	3610-427-5566	HOSE, RUBBER: sucker tube 223DC11 (93230)		EA	6	3	7	14	3	7	14	166	90	8	30
M 0 00268		HOSE, RUBBER: trip valve and suction block 223DP83 (93230) MANUFACTURE FROM:		EA	1								3	9	
P 0 00269	4720-278-4915	HOSE, RUBBER (12 in. required)		FT					SEE	GRP	9501				
X2 0 00270		NIPPLE, HOSE: air block pipe, one end thd male, 3/8-18 thd size, 2 in. lg, electrofilmed finish 719E (93230)		EA	1				SEE	GRP	9901			8	72

(1) SMR CODE	(2) FEDERAL STOCK NUMBER	(3) DESCRIPTION  REF. NUMBER & MFR CODE	(4) USABLE ON CODE	(5) UNIT OF MEAS	(6) QTY INC IN UNIT	(7) 30 DAY DS MAINT ALLOWANCE			(8) 30 DAY GS MAINT ALLOWANCE			(9) 1-YR ALW PER 100 EQUIP CNTGY	(10) DEPOT MAINT ALW PER 100 EQUIP	ILLUS- TRATION	
						(a)	(b)	(c)	(a)	(b)	(c)			(a)	(b)
						1-20	21-50	51-100	1-20	21-50	51-100			FIG. NO.	ITEM NO.
X2 0 00271		NIPPLE, HOSE: hose connection to support block, one end thd male, 3/8-18 thd size, 2 in. lg, electrofilmed finish 719E (93230)		EA	1				SEE	GRP	9901			4	5
X2 0 00272		NIPPLE, HOSE: hose connection to support block, one end thd male, 3/8-18 thd size, 2 in. lg, electrofilmed finish 719E (93230)		EA	1				SEE	GRP	9901			4	2
X2 0 00273		NIPPLE, HOSE: hose to air valve, 3/8-18 thd size, 2 in. lg, electrofilmed finish 719E (93230)		EA	1				SEE	GRP	9901			39	1
X2 0 00274		NIPPLE, PIPE: air pump, 3/4-18 thd size, 8 in. lg, electrofilmed finish 691E (93230)		EA	1									39	4
X2 0 00275		NIPPLE, PIPE: suction block to elbow, 1/4-18 thd size, 1 in. lg, electrofilmed finish 693E (93230)		EA	1									4	7
X2 0 00276		NIPPLE, PIPE: suction valve block, 3/8-18 thd size, 2 1/2 in. lg, electrofilmed finish 658E (93230)		EA	1									4	4
X2 0 00277		NIPPLE, TUBE: air line tee to hose, 3/4-14 thd size, 2 1/2 in. lg, electrofilmed finish 732E (93230)		EA	2				SEE	GRP	9901			39	2
X2 0 00278		NIPPLE, TUBE: bushing to trap valve, 3/4-14 thd size, 2 1/2 in. lg, electrofilmed finish 732E (93230)		EA	1				SEE	GRP	9901			39	7
X2 0 00279		NOZZLE, AIR, FLAT SPRAY: center blast tube 436DC130 (93230)	EA	1								20		43	
P F 00280	3610-784-3709	NOZZLE ASSEMBLY: floating blast, lh 590 DC987 (93230)		EA	1	*	2	2	*	2	2	19	15	8	67
X2 F 00281		ARM, COUNTERWEIGHT: wale floating blast assembly 499DC497 (93230)		EA	2										
X2 F 00282		COUNTERWEIGHT: wale floating blast assembly 499DC496 (93230)		EA	2										
X2 F 00283		ELBOW, FLOATING NOZZLE: lh 499DC494 (93230) (Used with NOZZLE ASSEMBLY, FLOATING BLAST, Stock No. 3610-784-3709, only)		EA	1										
X2 F 00284		ELBOW, FLOATING NOZZLE: rh 499DC505 (93230) (Used with NOZZLE ASSEMBLY, FLOATING BLAST, Stock No. 3610-784-3708, only)		EA	1										
X2 F 00285		NOZZLE, FLOATING: lh 499DC493 (93230) (Used with NOZZLE ASSEMBLY, Stock No. 3610-784-3709, only)		EA	1										
X2 F 00286		NOZZLE, FLOATING: rh 499DC492 (93230) (Used with NOZZLE ASSEMBLY, Stock No. 3610-784-3708, only)		EA	1										
X2 F 00287		SCREW, MACHINE, OVAL HEAD: tube and elbow 499DC498 (93230)		EA	4										
X2 F 00288		SCREW, MACHINE, PHILLIPS HEAD: wale floating blast assembly 499DC504 (93230)		EA	2										

(1) SMR CODE	(2) FEDERAL STOCK NUMBER	(3) DESCRIPTION  REF. NUMBER & MFR CODE	(4) USABLE ON CODE	(5) UNIT OF MEAS	(6) QTY INC IN UNIT	(7) 30 DAY DS MAINT ALLOWANCE			(8) 30 DAY GS MAINT ALLOWANCE			(9) 1-YR ALW PER 100 EQUIP CNTGY	(10) DEPOT MAINT ALW PER 100 EQUIP	ILLUS- TRATION			
						(a)	(b)	(c)	(a)	(b)	(c)			(a)	(b)		
																1-20	21-50
X2 F 00289	3610-784-3708	THUMBSCREW: wale floating blast assembly EA 499DC503 (93230)		2													
X2 F 00290		TUBE AND ELBOW, AIR BLAST: lh 499DC495 (93230) (Used with NOZZLE ASSEMBLY, Stock No. 3610-784-3709, only)		EA	1												
X2 F 00291		TUBE AND ELBOW, AIR BLAST: rh 499DC500 (93230) (Used with NOZZLE ASSEMBLY, FLOATING BLAST, Stock No. 3610-784-3708, only)		EA	1												
P F 00292		NOZZLE ASSEMBLY: floating blast, rh 590DC986 (93230) (Same as NOZZLE ASSEMBLY, Stock No. 3610-784-3709, except where individual components are annotated)	*	EA	1	2	2	*	2	2	19	15	8	65			
X2 O 00293		NOZZLE, SPRAY: side blast tube 436DC.56 (93230)		EA	2									20	44		
X2 F 00294		NUT, JAM, HEXAGON: floating blast bracket, 1/2-13 thd size, cadmium plated, electrofilmed finish 1017B (93230)		EA	2			SEE	GRP	9901			8	68			
X2 O 00295		NUT, SELF-LOCKING, HEXAGON: hose clamp mounting 10DP123 (93230)		EA	2									3	10		
X2 O 00296		PIN, TAPER, PLAIN: suction pipe support block, 0.193 in. die, 2 in. lg, electro- filmed finish 1523E (93230)		EA	1									8	77		
X2 O 00297		PIPE: air block, electrofilmed finish 708E (93230)		EA	1									8	75		
X2 O 00298		SCREW, CAP, HEXAGON HEAD: feeder tube bracket mounting, 1/4-28 thd size, 3/4 in. lg, cadmium plated, electrofilmed finish 19F30B (93230)		EA	3			SEE	GRP	9901				20	41		
X2 F 00299		SCREW, CAP, HEXAGON HEAD: floating blast bracket, 1/2-13 thd size, 1 3/4 in. lg, cadmium plated, electrofilmed finish 1997B (93230)		EA	2			SEE	GRP	9901				8	69		
X2 O 00300		SCREW, MACHINE: blast hose clip mounting, 1/4-28 thd size 3/8 in. lg, electrofilmed finish (specials 17F74E (93230)		EA	2			SEE	GRP	9901				8	86		
X2 O 00301		SCREW, MACHINE: hose clamp mounting, No. 10-32 thd size, 1 1/2 in. lg, electrofilmed finish 1767E (93230)		EA	2	3	11										
X2 O 00302		SETSCREW, SOCKET HEAD: support block EA 2289 (93230)		EA	1	8	76										
X2 O 00303		SETSCREW, SQUA.E HEAD: blast tube bracket, 3/8-16 thd size, 3/4 in. lg, cadmium plated, electrofilmed finish 23DC42B (93230)		EA	3	20	40										
X2 O 00304		SETSCREW: suction pipe support block 2289 (93230)		EA	2	8	74										
X2 H 00305	SETSCREW: support block, socket head, dog point, 3/8-16 thd size, 1/2 in. lg 2232 (93230)		EA	1	8	79											
P O 00306	3610-353-4486 SLEEVE: sucker tube, rubber hose, red 223DC8 (93230)		EA	6	3	7	14	3	7	14	166	90	8	29			

(1) SMR CODE	(2) FEDERAL STOCK NUMBER	(3) DESCRIPTION  REF. NUMBER & MFR CODE	(4) USABLE ON CODE	(5) UNIT OF MEAS	(6) QTY INC IN UNIT	(7) 30 DAY DS MAINT ALLOWANCE			(8) 30 DAY GS MAINT ALLOWANCE			(9) 1-YR ALW PER 100 EQUIP CNTGY	(10) DEPOT MAINT ALW PER 100 EQUIP	ILLUS- TRATION		
						(a)	(b)	(c)	(a)	(b)	(c)			(a)	(b)	
						1-20	21-50	51-100	1-20	21-50	51-100			FIG. NO.	ITEM NO.	
X2 0 00307	3610-374-2592	SPRING, HELICAL, TORSION: suction hose, No. 20 brass wire, close wound, 1/2 in. id, 4 in. free lg 28DP225 (93230)		EA	6									8	28	
P 0 00308		SUCKER ASSEMBLY: fixed, electrofilmed finish 936DC58E (93230)		EA	6	3	6	13	3	6	13	154	90	20	54	
X2 0 00309		BLOCK, FEELER: electrofilmed finish 80DC74E (93230)		EA	6									9	4	
X2 0 00310		SCREW, CAP, HEXAGON HEAD: sucker block, 1/4-28 thd size, 1/2 in. lg, cadmium plated and electrofilmed finish (special) 19F28B (93230)		EA	6									9	1	
X2 0 00311		SCREW, KNURLED: sucker block adjusting, 1/4-28 thd size, 3/4 in. lg, electro- filmed finish 21F62E (93230)		EA	6									9	3	
P 0 00312		SUCKER, FEELER: paper 436DC58 (93230)		EA	6	3	6	12	3	6	12	144	90	9	2	
X2 0 00313		TEE, PIPE: air line, 2nd and 3rd ends female, 3/4-14 thd size, 1st end female, 3/8-18 thd size, electrofilmed finish 730E (93230)		EA	1									39	3	
00314		4317 - MANIFOLD AND/OR CONTROL VALVES														
X2 F 00315		BLOCK ASSEMBLY: air blower valve 580DP298 (93230)		EA	1									3	95	
X2 F 00316		BALL BEARING: blast bleeder valve, 1.875 in. dia, electrofilmed finish 6004E (93230)		EA	1									5	5	
X2 F 00317	BLOCK ASSEMBLY: air blower valve, sub-assembly 1580DP298 (93230)		EA	1									5	8		
P F 00318	3610-885-5683	BLOCK: air blower 80-DP298 (93230)		EA	1	*	2	2	*	2	2	19	15			
12 F 00319		TUBE: air valve 436AL142 (93230)		EA	2											
X2 F 00320		TUBE, BLAST 436DP205 (93230)		EA	1											
X2 F 00321		BUSHING, PIPE: air valve, male end, 1-11 1/2 thd size, female end, 3/4-14 thd size, electrofilmed finish 618E (93230)		EA	1									5	3	
X2 F 00322		ELBOW, PIPE: air valve, one end male, other end female, 3/4-14 thd size, electrofilmed finish 646E (93230)		EA	1				SEE	GRP	9901			5	2	
12 F 00323		NIPPLE, TUBE: air valve, 3/4-14 thd size, 2 1/2 in. lg, electrofillmed finish 732E (93230)		EA	1				SEE	GRP	9901			5	1	
12 F 00324		SPRING, HELICAL, COMPRESSION: blast bleeder valve 28DC49 (93230)		EA	1									5	6	
X2 F 00325		TUBE, BLAST BLEEFFR VALVE 436DP197 (93230)		EA	1									5	7	
X2 F 00326		VALVE: blast bleeder 450DP80 (93230)		EA	1									5	4	
X2 0 00327		BLOCK ASSEMBLY: suction valve 723DP90 (93230)		EA	1									3	27	

(1) SMR CODE	(2) FEDERAL STOCK NUMBER	(3) DESCRIPTION  USABLE ON CODE		(4) UNIT OF MEAS	(5) QTY INC IN UNIT	(6) 30 DAY DS MAINT ALLOWANCE			(7) 30 DAY GS MAINT ALLOWANCE			(8) 1-YR ALW PER 100 EQUIP CNTGY	(9) DEPOT MAINT ALW PER 100 EQUIP	(10) ILLUS- TRATION		
						(a) 1-20	(b) 21-50	(c) 51-100	(a) 1-20	(b) 21-50	(c) 51-100			(a) FIG. NO.	(b) ITEM NO.	
X2 0 00328	6685-2484887	BLOCK, SUCTION: electrofilmed finish 80AL235E (93230)		EA	1									4	26	
X2 0 00329		COCK, AIR: pressure gage, 1/8-27 thd size 4501E70 (93230)		EA	1				SEE	GRP	4702					
X2 0 00330		COUPLING, PIPE: air cock, one end female, 1/4-18 thd size, other end female, 1/8-27 thd size, electrofilmed finish 798E (93230)		EA	1				SEE	GRP	4702					
X2 0 00331		ELBOW, PIPE: pressure gage, one end male, other end female, 1/4-18 thd size, electrofilmed finish 642E (93230)		EA	1				SEE	GRP	4702					
X2 0 00332		ELBOW, PIPE: suction block, 45 deg, both end female, 3/8-18 thd size, electrofilmed finish 640E (93230)		EA	1				SEE	GRP	4316					
X2 0 00333		ELBOW, PIPE: suction block, 90 deg, both ends female, 3/8-18 thd size, electrofilmed finish 628E (93230)		EA	1				SEE	GRP	4316					
P 0 00334		CAGE, PRESSURE: dial indicating suction valve block assembly 47104-0 (61349)		EA	1				SEE	GRP	4702					
M 0 00335		HOSE, RUBBER: suction support block 223DP90 (93230)		EA	1				SEE	GRP	4316					
X2 0 00336		NIPPLE, HOSE: hose connections to support block, galvanized, 3/8-18 thd size, 2 in. lg, one end thd male, 3/8-18 thd size, 2 in. lg, electrofilmed finish 719E (93230)		EA	1				SEE	GRP	4316					
X2 0 00337		NIPPLE, PIPE: suction block to elbow, 1/4-18 thd size, 1 in. lg, electrofilmed finish 693E (93230)		EA	1				SEE	GRP	4316					
X2 0 00338		NIPPLE, PIPE: suction valve block, 1/8-27 thd size, 3/4 in. ig, electro- filmed finish 714E (93230)		EA	1				SEE	GRP	4702					
X2 0 00339		NIPPLE, PIPE: suction valve block, 3/8-18 thd 2 1/4 in. lg, electrofilmed finish 658E (93230)		EA	1				SEE	GRP	4316					
X2 0 00340		SCREW, MACHINE: relief valve spring mounting, No. 8-32 thd size, 5/16 in. lg, electrofilmed finish 1705E (93230)		EA	2										4	13
X2 0 00341		SPRING, INDICATOR 29AL103 (93230)		EA	1										4	14
P 0 00342		3610-075-1751	VALVE ASSEMBLY: suction relief, electrofilmed finish 950AL73E (93230)		EA	1	*	2	2	*	2	2	21	15	4	15
X2 F 00343	CAP ASSEMBLY: adjusting collar, suction valve, electrofilmed finish 610AL83E (93230)		EA	1									4	17		
C1 00344	CAP, COLLAR: suction valve adjusting, electrofilmed finish 110AL83E (93230)		EA	1									4	19		

(1) SMR CODE	(2) FEDERAL STOCK NUMBER	(3) DESCRIPTION  USABLE ON CODE  REF. NUMBER & MFR CODE	(4) UNIT OF MEAS	(5) QTY INC IN UNIT	(6) 30 DAY DS MAINT ALLOWANCE			(7) 30 DAY GS MAINT ALLOWANCE			(8) 1-YR ALW PER 100 EQUIP CNTGY	(9) DEPOT MAINT ALW PER 100 EQUIP	(10) ILLUS- TRATION	
					(a)	(b)	(c)	(a)	(b)	(c)			(a)	(b)
					1-20	21-50	51-100	1-20	21-50	51-100			FIG.	ITEM NO.
X1 00345		PIN, STRAIGHT, HEADLESS: adjusting collar cap, 1/16 in. dia, 5/16 in. lg, electrofilmed finish 1479E (93230)	EA	1									4	18
X2 F 00346		COLLAR ASSEMBLY: suction valve adjusting, electrofilmed finish 622AL171E (93230)	EA	1									4	21
X2 F 00347		COLLAR: valve adjusting, electrofilmed finish 122AL171E (93230)	EA	1									4	24
X2 F 00348		PIN, STRAIGHT, HEADLESS: collar assembly, electrofilmed finish 1478E (93230)	EA	1									4	22
X2 F 00349		SETSCREW: collar assembly, No. 8-32 thd size, 1/8 in. lg 2252 (93230)	EA	1									4	23
X2 F 00350		COLLAR: suction valve, electrofilmed finish 122AL172E (93230)	EA	1									4	16
P F 00351	3610-885-3403	VALVE, RELIEF: suction, electrofilmed finish 450AL73E (93230)	EA	1	*	2	2	*	2	2	19	15	4	25
X2 F 00352		WASHER, FLAT: suction relief valve, 0.281 in. id, 0.812 in. od, 0.062 in. thk, electrofilmed finish 45AL122E (93230)	EA	1									4	20
P F 00353	3610-427-5466	CAM, AIR VALVE: electrofilmed finish 10IDC57E (93230)	EA	1	*	2	2	*	2	2	19	15	20	85
X2 F 00354		NUT, SELF-LOCKING HEXAGON: air valve assembly stud mounting O1DP120 (93230)	EA	1									53	41
X2 F 00355		PIN, TAPERED, PLAIN: suction valve block assembly 1512 (93230)	EA	1										
X2 F 00356		SCREW, CAP, SOCKET HEAD: air blower valve block assembly mounting 2085 (93230)	EA	2									3	94
X2 O 00357		SCREW, CAP, SOCKET HEAD: suction valve block assembly mounting 20F57 (93230)	EA	2									3	26
X2 F 00358		SCREW, CAP, SOCKET HEAD: trip valve bracket mounting, 5/16-18 thd size, 1 1/2 in. lg 2084 (93230)	EA	2				SEE	GRP	9901			40	17
X2 F 00359		SETSCREW: air valve cam 2289 (93230)	EA	1									20	83
X2 F 00360		SHOE: air valve cam, brass, 5/16 in. dia, 3/16 in. thk 2720 (93230)	EA	1				SEE	GRP	9901			20	84
X2 F 00361		STUD: air valve assembly 404DP1405 (93230)	EA	1									53	42
P F 00362	3610-885-5681	VALVE ASSEMBLY: air, electrofilmed finish 770DC35E (93230)	EA	1	*	2	2	*	2	2	19	15	3	46
X2 F 00363		LEVER, SUBASSEMBLY: air valve, electrofilmed finish 1770DC35E (93230)	EA	1									6	12



(1) SMR CODE	(2) FEDERAL STOCK NUMBER	(3) DESCRIPTION  USABLE ON CODE  REF. NUMBER & MFR CODE	(4) UNIT OF MEAS	(5) QTY INC IN UNIT	(6) 30 DAY DS MAINT ALLOWANCE			(7) 30 DAY GS MAINT ALLOWANCE			(8) 1-YR ALW PER 100 EQUIP CNTGY	(9) DEPOT MAINT ALW PER 100 EQUIP	(10) ILLUS- TRATION	
					(a)	(b)	(c)	(a)	(b)	(c)			(a)	(b)
					1-20	21-50	51-100	1-20	21-50	51-100			FIG. NO.	ITEM NO.
X2 F 00364		BRACKET: air valve, electrofilmed finish 450AG2E (93230)	EA	1									6	16
X2 F 00365		CAP: air valve 450AG1 (93230)	EA	1									6	10
X2 F 00366		COCK, DRAIN: bracket, electrofilmed finish 450E66E (93230)	EA	1									6	4
X2 F 00367		ELBOW, PIPE: air valve, one end male, 3/8-18 thd size, other end female, 3/8-18 thd size, electrofilmed finish 643E (93230)	EA	1									6	3
X1 00368		LEVER, AIR VALVE: electrofilmed finish 270AG34E (93230)	EA	1										
X2 F 00369		NIPPLE, HOSE: hose connection, one end thd male, 3/8-18 thd size, 2 in. lg, electrofilmed finish 719E (93230)	EA	2				SEE	GRP	9901			6	2
X2 F 00370		PIN, COTTER: cam roller pin 1113 (93230)	EA	1									6	5
X2 F 00371		PIN, COTTER: valve lever pin 1104 (93230)	EA	2									6	8
X1 00372		PIN, SHOULIERED, HEADLESS: cam roller, 0.375 in. dia., shank 0.313 in. dia., 1 in. lg, electrofilmed finish 41AG31E (93230)	EA	1										
X2 F 00373		PIN, STRAIGHT, HEADED: air valve lever, 1/4 in. dia, 1 1/8 in. lg, electrofilmed finish 4107E (93230)	EA	1									6	9
X2 F 00374		PIN, STRAIGHT, HEADED: air valve lever, 1/4 in. dia., 1 3/8 in. lg, electrofilmed finish 4108E (93230)	EA	1									6	11
X2 F 00375		PLUG: air valve, 1/8-27 thd size, electrofilmed finish GB150E (93230)	EA	1									6	1
X2 F 00376		POPPET, SPRING: lever, electrofilmed finish 331AG93E (93230)	EA	1				SEE	GRP	9901			6	13
X2 F 00377		ROLLER FEED: air valve lever, electrofilmed finish 47AG6E (93230)	EA	1				SEE	GRP	9901			6	7
X2 F 00378		SETSCREW; SQUARE HEAD: air valve, 3/8-16 thd size, 1 in. lg, cadmium plated, electrofilmed finish 2338B (93230)	EA	1				SEE	GRP	9901			6	15
X2 F 00379		SPRING, HELICAL, COMPRESSION: air valve 28AG28 (93230)	EA	1									6	14
X2 F 00380		WASHER, FLAT: cam roller pin, 3/8 in. id, 3/4 in. od, 1/32 in. thk, electro- filmed finish 4668E (93230)	EA	1				SEE	GRP	9901			6	6
P F 00381	3610-885-5668	VALVE ASSEMBLY, TRIP 590DC330 (93230)	EA	1	*	2	2	*	2	2	19	15	40	18
X2 F 00382		BRACKET: trip valve, electrofilmed finish 90DC330E (93230)	EA	1									7	10

(1) SMR CODE	(2) FEDERAL STOCK NUMBER	(3) DESCRIPTION  USABLE ON CODE  REF. NUMBER & MFR CODE	(4) UNIT OF MEAS	(5) QTY INC IN UNIT	(6) 30 DAY DS MAINT ALLOWANCE			(7) 30 DAY GS MAINT ALLOWANCE			(8) 1-YR ALW PER 100 EQUIP CNTGY	(9) DEPOT MAINT ALW PER 100 EQUIP	(10) ILLUS- TRATION	
					(a)	(b)	(c)	(a)	(b)	(c)			(a)	(b)
					1-20	21-50	51-100	1-20	21-50	51-100			FIG.	ITEM
X2 F 00383		LEVER: trip valve, electrofilmed finish 270DC31SE (93230)	EA	1									7	8
X2 F  00384		NIPPLE trip valve, steel tubing, electro- filmed finish 436DC128E (93230)	EA	1									7	9
X2 F 00385		PIN, STRAIGHT, HEALED: trip valve, electrofilmed finish 331DC149E (93230)	EA	1									7	7
X2 F 00386		SETSCREW, SQUARE HEAD: trip valve bracket, cup point, 1/4-28 thd size, 5/8 in. lg, cadmium plated, electrofilmed finish 23FI4B (93230)	EA	1				SEE	GRP	9901			7	6
X2 F 00387		SETSCREW, SQUARE HEAD: trip valve, flatpoint, 1/4-20 thd size, 5/8 in. lg, cadmium plated, electrofilmed finish 2364B (93230)	EA	1				SEE	GRP	9901			7	3
X2 F 00388		STUD, SHOULLERED: trip valve bracket, No. 10-32 thd size, 17/64 in. lg, electrofilmed finish 3012E (93230)	EA	1				SEE	GRP	9901			7	1
X2 F 00389		STUD: trip valve, electrofilmed finish 404DC241E (93230)	EA	1				SEE	GRP	9901			7	4
X2 F 00390		VALVE, TRIP 450DC31 (93230)	EA	1									7	5
X2 F 00391		WASHER, FLAT: trip valve bracket, 17/64 in. id, 0.028 in. thk, electro- filmed finish 4550E (93230)	EA	1									7	2
00392		4319 - PUMPS AND PUMP DRIVES												
P 0 00393	3030-528-4625	BELT, V: blower pump MS39243-26 (96906)	EA	1	3	6	13	3	6	13	151	100	3	108
X2 0 00394		KEY, MACHINE: pump pulley, 1/4 in. square(1.385 in. lg, electrofilmed finish 866E (93230)	EA	1									39	12
X2 0 00395		PULLEY, GROOVED: air blower pump, electrofilmed finish 343DC82E (93230)	EA	1									39	11
X2 FR 00396		PUMP ASSEMBLY: air blower, with tank 494EP21 (35624)	EA	1									39	15
X2 F 00397		COVER: bearing 2AH1 (35624)	EA	2										
X2 F 00398		CUP: lubricating 1EF (35624)	EA	1										
12 F 00399		CUP: lubricating 1827 (35624)	EA	2										
X2 F 00400		CYLINDER: pump 105P4 (35624)	EA	1										
X2 F 00401		HEAD: pressure side 2B2 (35624)	EA	1										
X2 F 00402		HEAD: vacuum side 213 (35624)	EA	1										
P F 00403	3610-709-6355	PACKING, PREFORMED 1CA459 (35624)	EA	2	2	4	8	2	4	8	99	200		
X2 F 00404		PIN: oil retainer valve 2BM (35 624)	EA	1										
X2 F 00405		PISTON: pressure 2CCC (35624)	EA	1										

(1) SMR CODE	(2) FEDERAL STOCK NUMBER	(3) DESCRIPTION  USABLE ON CODE	(4) UNIT OF MEAS	(5) QTY INC IN UNIT	(6) 30 DAY DS MAINT ALLOWANCE			(7) 30 DAY GS MAINT ALLOWANCE			(8) 1-YR PER 100 EQUIP CNTGY	(9) DEPOT MAINT ALW PER 100 EQUIP	(10) ILLUS- TRATION	
					(a)	(b)	(c)	(a)	(b)	(c)			(a)	(b)
					1-20	21-50	51-100	1-20	21-50	51-100			FIG. NO.	ITEM NO.
X2 F 00406		PLATE: pump base 105E (35624)	EA	1										
X2 F 00407		RETAINER, PACKING 2Y (35624)	EA	1										
X2 F 00408		SCREW, CAP, HEXAGON HEAD: pump base plate mounting MS90725-60 (96906)	EA	2										
X2 F 00409		SCREW, CAP, HEXAGON HEAD: pump head mounting 3CA459 (35624)	EA	16										
X2 F 00410		SCEEW, MACHINE: bearing cover	EA	4										
X2 F 00421		SEPARATOR ASSEMBLY: blower pump BW126 (35624)	EA	1										
P F 00432	3610-709-6357	BAG, BLOWER PUMP SEPARATOR 126AU (35624)	EA	1	2	2	4	2	2	4	52	15		
X2 F 00413		CLAM.P: cover 125 (35624)	EA	1										
X2 F 00414		OVER: separator 126A (35624)	EA	1										
P F 00415	5330-709-6353	GASKET: cover 125AC (35624)	EA	1	2	2	4	2	2	4	52	50		
X2 F 00426		HOLDER: bag 126AT (35624)	EA	1										
X2 F 00417		NIPPLE, PIPE: tank WWN351TYPEA (81348)	EA	1										
X2 F 00418		NIPPLE, PIPE: tank 77213621P7 (03538)	EA	1										
F 00419	473G-044-4569	PLUG, PIPE: tank	EA	1										
X2 F 00420		PLUG, PIPE: tank	EA	1										
X2 F 00421		STRAINER: blower pump separator 126AW (35624)	EA	1										
X2 F 00422		TANK: blower pump separator 12GAE (35624)	EA	1										
X2 F 00423		SCREW, CAP, SOCKET HEAD: pump mounting, 3/8-16 thd size, 1 3/4 in. lg, cadmium plated, electrofilmed finish 1964B (93230)	EA	4				SEE	GRP	9901			39	13
X2 0 00424		SETSCREW, SOCKET HEAD: pulley 2284 (93230)	EA	1									39	10
X2 F 00425		WASHER, FI,AT: pump mounting, 7/16 in. id, 1/16 in. thk electrofilmed finish 4570E (932305)	EA	4				SEE	GRP	9901			39	14
00426		4320 - AIR, VACUUM AND/OR MANUAL CONTROLS												
X2 0 00427		KNOB: valve adjusting 210DP237 (93230)	EA	3									3	48
X2 0 00428		SETSCREW, SOCKET HEAD: knob mountingEA 2234 (93230)	EA	3								3	47	
X2 F 00429		VALVE: stem, center, bleeder shut-off 45ODP81 (93230)	EA	1									3	97
X2 F 010430		VALVE: stem, side, bleeder shut-off 450 D79 (93230)	EA	2									3	96
X2 0 00431		WASHER, SPRING: valve knob, electrofilmed finish 45AL104E (93230)	EA	3									3	49

(1) SMR CODE	(2) FEDERAL STOCK NUMBER	(3) DESCRIPTION  USABLE ON CODE  REF. NUMBER & MFR CODE	(4) UNIT OF MEAS	(5) QTY INC IN UNIT	(6) 30 DAY DS MAINT ALLOWANCE			(7) 30 DAY GS MAINT ALLOWANCE			(8) 1-YR ALW PER 100 EQUIP CNTGY	(9) DEPOT MAINT ALW PER 100 EQUIP	(10) ILLUS- TRATION	
					(a)	(b)	(c)	(a)	(b)	(c)			(a)	(b)
					1-20	21-50	51-100	1-20	21-50	51-100			FIG.	ITEM NO.
00432		GROUP 47 - GAGES (NON-ELECTRICAL)												
00433		WEIGHING AND MEASURING DEVICES												
P 0	3610-885-5664	4701 - INSTRUMENTS SPEED												
00434		COUNTER	EA	1	*	2	2	*	2	2	18	3	42	6
X2 0		495LE11 (93230)	EA	1									23	87
00435		710DP241 (93230)	EA	1									38	12
X2 0		KNOB: counter lever	EA	1									38	13
00436		210DP241 (93230)	EA	1									38	10
X2 0		SETSCREW, SQUARE HEAD: counter knob	EA	1									38	11
00437		2258 (93230)	EA	1									38	10
X2 0		SETSCREW, SQUARE HEAD: counter knob	EA	1									38	11
00438		2289 (93230)	EA	1									38	11
X2 0		SHAFT, KNOB: counter	EA	1									38	11
00439		370DP322 (93230)	EA	1									38	11
X2 0		LINK: counter spring	EA	1									23	86
00440		265DP367 (93230)	EA	42									23	86
X2 F		NUT, SELF-LOCKING, HEXAGON: counter plate	EA	42									23	86
00441		10DP122 (93230)	EA	2									42	4
X2 F		NUT, SELF-LOCKING, HEXAGON: counter plate	EA	2									42	4
00442		10DP123 (93230)	EA	1									42	9
X2 F		PLATE, COUNTER: bottom	EA	1									42	9
00443		336DP818 (93230)	EA	1									42	12
X2 F		PLATE, COUNTER: side	EA	1									42	12
00444		336DP817 (93230)	EA	2									42	8
X2 F		SCREW, CAP, SOCKET HEAD: counter plate	EA	2									42	8
00445		SCREW, CAP, SOCKET HEAD: counter plate	EA	2									42	5
X2 F		2069 (93230)	EA	2									42	5
00446		SCREW, CAP, SOCKET HEAD: side plate	EA	2									42	10
X2 F		mounting	EA	2									42	10
00447		2069 (93230)	EA	2									42	10
P 0	3610-253-2907	SPRING, HELICAL, EXTENSION: counter	EA	1	*	2	2	*	2	2	19	10	23	85
00448		28DC65 (93230)	EA	1									23	85
X2 F		WASHER, FLAT: counter plate, 0.194 in.	EA	2									42	11
00449		id, 1/2 in. od, 1/32 in. thk, electro- filmed finish	EA	2				SEE	GRP	9901			42	11
		4504E (93230)	EA	1									4	11
00450		4702 - GAGES	EA	1									4	11
X2 0		COCK, AIR: pressure gage, 1/8-27 thd size	EA	1									4	11
00451		450DF70 (93230)	EA	1									4	10
X2 0		COUPLING, PIPE: air cock, one end female,	EA	1									4	10
00452		1/4-18 thd size, other end female, 1/8-27 thd size, electrofilmed finish	EA	1									4	10
		798E (93230)	EA	1									4	10
X2 0		ELBOW, PIPE: pressure gage, one end male, other end female, 1/4-18 thd size,	EA	1									4	9
00453		electrofilmed finish	EA	1									4	9
		642E (93230)	EA	1									4	9
P 0	6685-248-6887	GAGE, PRESSURE: suction valve block	EA	1	*	2	2	*	2	2	19	10	4	8
00454		assembly	EA	1									4	8
		47104-0 (61349)	EA	1									4	8
X2 0		NIPPLE, PIPE: suction valve block,	EA	1									4	12
00455		electrofilmed finish	EA	1									4	12
		714E (93230)	EA	1									4	12

(1) SMR CODE	(2) FEDERAL STOCK NUMBER	(3) DESCRIPTION  USABLE ON CODE  REF. NUMBER & MFR CODE	(4) UNIT OF MEAS	(5) QTY INC IN UNIT	(6) 30 DAY DS MAINT ALLOWANCE			(7) 30 DAY GS MAINT ALLOWANCE			(8) 1-YR ALW PER 100 EQUIP CNTGY	(9) DEPOT MAINT ALW PER 100 EQUIP	(10) ILLUS- TRATION	
					(a)	(b)	(c)	(a)	(b)	(c)			(a)	(b)
					1-20	21-50	51-100	1-20	21-50	51-100			FIG. NO.	ITEM NO.
00456		GROUP 65-REPRODUCTION EQUIPMENT COMPONENTS												
00457		6501 - OFFSET PRESS PILE FEEDER												
X2 F 00458		ARM ASSEMBLY: feeder 550DP147 (93230)	EA	1									20	65
X2 F 00459		ARM, FEEDER: subassembly 1550DP147 (93230)	EA	1									24	6
X1 00460		ARM: feeder 50DP147 (93230)	EA	1										
X1 00461		STUD: feeder arm 41AG34 (93230)	EA	1										
X2 F 00462		NUT, SELF-LOCKING, HEXAGON: cam roller stud 10DP125 (93230)	EA	1									24	2
X2 F 00463		PIN, SPRING: feeder arm, electrofilmed finish 11F99E (93230)	EA	1									24	1
X2 F 00464		ROLLER, FEED: cam lever, electrofilmed finish 47AG6E (93230)	EA	1				SEE	GRP	9901			24	4
X2 F 00465		SETSCREW, SOCKET HEAD: feed arm 22F62 (93230)	EA	1									24	5
X2 F 00466		STUD, SHOULDERED: cam roller 404DP1399 (93230)	EA	1				SEE	GRP	9901			24	3
X2 F 00467		ARM ASSEMBLY: feeder, front 550DP154 (93230)	EA	1									20	66
X2 F 00468		ARM: feeder, subassembly 1550DP154 (93230)	EA	1										
X1 00469		ARM FEEDER: electrofilmed finish 50AG1E (93230)	EA	1										
X1 00470		STUD, FEEDER ARM: electrofilmed finish 41AG35E (93230)	EA	1										
X2 F 00471		SETSCREW: feeder arm, 3/8-16 thd size, 1/2 in. lg, electrofilmed finish 2292E (93230)	EA	1				SEE	GRP	9901				
X2 F 00472		BAR ASSEMBLY, BACK: center feeder, front electrofilmed finish 563DC138E (93230) (Same as BAR ASSEMBLY, Stock No. (93230) 536DC139E, except where individual components are annotated)	EA	1									20	49
X2 F 00473		BAR ASSEMBLY, BACK center feeder, rear, electrofilmed finish 536DC139E (93230)	EA	1									20	50
X2 F 00474		BAR, RACK: center feeder, front, electrofilmed finish 63DC138 (93230) (Used with BAR ASSEMBLY, Stock No. (93230) 563DC138E, only	EA	1									18	11
X2 F 00475		BAR, BACK: center feeder, rear, electrofilmed finish 63DC139 (93230) (Used with BAR ASSEMBLY, Stock No. (93230) 536DC139E, only	EA	1									18	11
X2 F 00476		BOLT, MACHINE: bar bracket, 5/16-18 thd size, 3/4 in. lg, electrofilmed finish 1938E (93230)	EA	2				SEE	GRP	9901			18	9

(1) SMR CODE	(2) FEDERAL STOCK NUMBER	(3) DESCRIPTION  USABLE ON CODE	(4) UNIT OF MEAS	(5) QTY INC IN UNIT	(6) 30 DAY DS MAINT ALLOWANCE			(7) 30 DAY GS MAINT ALLOWANCE			(8) 1-YR ALW PER 100 EQUIP CNTGY	(9) DEPOT MAINT ALW PER 100 EQUIP	(10) ILLUS- TRATION	
					(a)	(b)	(c)	(a)	(b)	(c)			(a)	(b)
					1-20	21-50	51-100	1-20	21-50	51-100			FIG. NO.	ITEM NO.
X2 F 00477		BRACKET: back bar, electrofilmed finish 90DC864E (93230)	EA	2				SEE	GRP	9901			18	10
X2 F 00478		CLAP BACK BAR TONGUE: electrofilmed finish 118AC6E (93230)	EA	2									18	2
X2 H 00479		HOUSING, BEARING: cam shaft 224DP71 (93230)	EA	2									20	106
X2 F 00480		SCREW ASSEMBLY: back bar tongue adjusting, electrofilmed finish 999DC88E (93230)	EA	2									18	4
X2 F 00481		PIN, STRAIGHT, HEAIJLESS: adjusting screw, 1/8 in. dia, 1 1/2 in. lg 1322 (93230)	EA	2									18	5
X2 F 00482		SCREW: adjusting, back bar tongue, electrofilmed finish 499DC88E (93230)	EA	2									18	6
X2 F 00483		SCREW, CAP, HEXAGON HEAD: bar bracket, 3/8-16 thd size, 1 1/4 in. lg, electro- filled finish 1960E (93230)	EA	2				SEE	GRP	9901			18	8
X2 F 00484		SETSCREW SQUARE HEAD: back bar clamp, 1/4,-28 thd size, 5/8 in. lg, cadmium plated, electrofilmed finish 23F14B (93230)	EA	2				SEE	GRP	9901			18	1
P F 00485	3610-256-7183	SPRING, HELICAL, COMPRESSION: back bar tongue 28DC64 (93230)	EA	2	2	2	3	2	2	3	38	20	18	7
X2 F 00486		STRIP, SPRING TENSION: back bar, electrofilmed finish 160AG2E (93230)	EA	2									18	3
X2 F 00487		WASHER, FLAT: bracket mounting, 21/64 in. id, 9/16 in. od, 1/32 in. thk, electrofilmed finish 4564E (93230)	EA	8				SEE	CRP	9901				
X2 F 00488		BAR ASSEMBLY: caliper support 563DP502 (93230)	EA	1									23	31
X2 F 00489		BAR ASSEMBLY: feed board guide 563DP511 (93230)	EA	2									20	35
X1 00490		BPAR, GUIDE: feed board 63DP511 (93230)	EA	2										
X1 00491		GUILE, PITE CHAIN 208DP236 (93230)	EA	2										
X2 F 00492		BAR ASSEMBLY, FEEDER BACK: front, electrofilmed finish 563DC136E (93230) (Components same as BAR ASSEMBLY, Stock No. (93230) 563DC137E)	EA	1									20	47
X2 F 00493		BAR ASSEMBLY, FEELER BACK: rear, electrofilmed finish 563DC137E (93230)	EA	1									20	48
X2 F 00494		BAR feeder, front and rear, electrofilmed finish 63DC136E (93230)	EA	2									17	10
X2 F 00495	5/16-18 thd size	BOLT, MACHINE: bracket to bar, 3/4 in. lg, electro- filmed finish 1938E (93230)	EA	4									17	8
X2 F 00496		BRACKET: back bar, electrofilmed finish 90DC864E (93230)	EA	2				SEE	CRP	9901			17	9

(1) SMR CODE	(2) FEDERAL STOCK NUMBER	(3) DESCRIPTION  USABLE ON CODE	(4) UNIT OF MEAS	(5) QTY INC IN UNIT	(6) 30 DAY DS MAINT ALLOWANCE			(7) 30 DAY GS MAINT ALLOWANCE			(8) 1-YR ALW PER 100 EQUIP CNTGY	(9) DEPOT MAINT ALW PER 100 EQUIP	(10) ILLUS- TRATION	
					(a)	(b)	(c)	(a)	(b)	(c)			(a)	(b)
					1-20	21-50	51-100	1-20	21-50	51-100			FIG. NO.	ITEM NO.
X2 F 00497		HANDLE: back bar pin, electrofilmed finish 210DC36E (93230)	EA	2									17	6
X2 F 00498		PIN, SHOULIER, HEADLESS: back bar, 5/8 in. dia, shank 0.375 in. dia, 1 7/8 in. lg, electrofilmed finish 499DC39E (93230)	EA	2									17	7
X2 F 00499		PLATE, GUILLE: feeder side, front, electrofilmed finish 336DC12E (93230)	EA	2									17	5
X2 F 00500		SCREW, MACHINE: guide plate front, No. 10-32 thd size, 3/8 in. lg, electro- filmed finish 1758E (93230)	EA	6				SEE	GRP	9901			17	4
X2 F 00501		SCREW, MACHINE: guide plate, No. 10-32 thd size, 1/4 in. lg, electrofilmed finish 1754E (93230)	EA	2									17	1
P F 00502	5340-301-4192	SPRING, HELICAL, COMPRESSION: guide plate 29DC25 (93230)	EA	2	2	2	3	2	2	3	38	20	17	3
X2 F 00503		WASHER, FLAT: bracket screw, 21/64 in. id, 9/16 in. od, 1/32 in. thk, electro- filmed finish 4564E (93230)	EA	4				SEE	GRP	9901				
X2 F 00504		WASHER, FLAT: guide plate screw, 0.194 in. id, 1/2 in. od, 1/32 in. thk, electro- filmed finish 4504E (93230)	EA	2				SEE	GRP	9901			17	2
X2 F 00505		BAR ASSEMBLY: vacuum cup 563DP508 (93230)	EA	1									20	58
X2 F 00506		BAR, SUCKER 63DP508 (93230)	EA	1									9	7
X2 F 00507		LEVER, SUCTION BAR: electrofilmed finish 270DC353E (93230)	EA	1									9	8
X2 F 00508		LEVER, SUCTION BAR: electrofilmed finish 270DE242E (93230)	EA	1									9	10
X2 F 00509		PIN, SPRING: sucker bar, electrofilmed finish 1182E (93230)	EA	1				SEE	GRP	9901			9	5
X2 F 00510		PIN, TAPERED PLAIN: lever to shaft, 0.156 in. dia, 3/4 in. lg, electrofilmed finish 1502E (93230)	EA	2									9	9
X2 F 00511		SETSCREW, SOCKET HEAD: suction tube lever 22F62 (93230)	EA	1									9	6
P F 00512	3110-157-6060	BEARING: feed shaft control 72AG7 (93230)	EA	2	*	2	2	*	2	2	12	6	8	62
P F 00513	3610-885-5674	BEARING, FEED SHAFT: motion control 70DP155 (93230)	EA	1	*	2	2	*	2	2	19	10	20	79
P H 00514	3610-885-5675	BEARING, FLANGED: motion lever shaft and feed pile worm shaft 72DC43 (93230)	EA	4				2	2	3	33	30	53	40
P H 00515	3110-156-7680	BEARING, ROLLER: feeder camshaft 72DC43 (93230)	EA	2				SEE	GRP	9901			20	105
X2 H 00516		BLOCK ASSEMBLY: conveyor guide stop 580DP303 (93230)	EA	2									8	91

(1) SMR CODE	(2) FEDERAL STOCK NUMBER	(3) DESCRIPTION  USABLE ON CODE	(4) UNIT OF MEAS	(5) QTY INC IN UNIT	(6) 30 DAY DS MAINT ALLOWANCE			(7) 30 DAY GS MAINT ALLOWANCE			(8) 1-YR ALW PER 100 EQUIP CNTGY	(9) DEPOT MAINT ALW PER 100 EQUIP	(10) ILLUS- TRATION	
					(a)	(b)	(c)	(a)	(b)	(c)			(a)	(b)
					1-20	21-50	51-100	1-20	21-50	51-100			FIG. NO.	ITEM NO.
X2 H 00517		BLOCK: conveyor guide 80DP303 (93230)	EA	2										
X2 H 00518		PIN, STRAIGHT, HEADLESS: guide block, 3/16 in. dia, 2 in. lg, electrofilmed finish 1352E (93230)	EA	2										
X2 H 00519		SCREW, CAP SOCKET HEAD: guide block 20F77 (93230)	EA	2										
X2 F 00520		BLOCK: back bar support shaft 80DP291 (93230)	EA	2									53	46
X2 H 00521		BLOCK, PILE FEED STOP 260DP90 (93230)	EA	1									8	85
X2 F 00522		BLOCK: pile guide shaft support 80DP290 (93230)	EA	2									8	61
X2 O 00523		BOARD ASSEMBLY, FEFER PILE 970DP65 (93230)	EA	1									20	17
X2 O 00524		BOARD, FEELER PILE: ash wood, antique wax finish 470DP65 (93230)	EA	1										
Y2 O 00525		SCREW, FLATHEAD: wood, No. 8, lg, electrofilmed finish 2611E (93230)	EA	4										
X2 O 00526		YOKE, FEELER PILE BOARD 480DP36 (93230)	EA	2										
X2 H 00527		BOLT, MACHINE: drive sprocket hub collar, 5/16-18 thd size, 1 1/4 in. lg, elector- filmed finish 1942E (93230)	EA	3									20	91
X2 F 00528		BRACKET ASSEMBLY, FEED BOARD 936DP192 (93230)	EA	1									20	36
X2 F 00529		BRACKET SUBASSEMBLY, FEED BOARD 1936DP192 (93230)	EA	1									16	9
X1 00530		BLOCK, CHAIN TIGHTENING 80DP292 (93230)	EA	2										
X1 00531		PLATE, SUPPORT: feed board 336DP766 (93230)	EA	2										
X1 00532		SUPPORT, PILE BOARD FEEDER 90DP1226 (93230)	EA	2										
X2 00533		TUBE, SUPPORT: feed board 436EP192 (93230)	EA	1										
X2 F 00534		BAR ASSEMBLY, FEED BOARD SUPPORT:front 836DP768 (93230) (Components same as BAR ASSEMBLY, Stock No. (93230) 8361JP767)	EA	1									16	3
X2 F 00535		BAR ASSEMBLY, FEED BOARD STUPPORT:rear 836DP767 (93230)	EA	1									16	2
X1 00536		BLOCK, BAR: feeder support 80DP286 (93230)	EA	2										
X1 00537		PLATE, SPACER: feeder support bar 336DP767 (93230)	EA	2										
X2 F 00538		PLATE, SUPPORT: feed pile board 336DP768 (93230)	EA	2										
X2 F 00539		PIN, COTTER: roller stud 1113 (93230)	EA	8									16	6
X2 F 00540		PIN, STRAIGHT, HEADLESS: feed board bracket assembly, 3/16 in. dia, 1 7/16 in. lg, electrofilmed finish 1348E (93230)	EA	2									6	5



(1) SMR CODE	(2) FEDERAL STOCK NUMBER	(3) DESCRIPTION  USABLE ON CODE	(4) UNIT OF MEAS	(5) QTY INC IN UNIT	(6) 30 DAY DS MAINT ALLOWANCE			(7) 30 DAY GS MAINT ALLOWANCE			(8) 1-YR ALW PER 100 EQUIP CNTGY	(9) DEPOT MAINT ALW PER 100 EQUIP	(10) ILLUS- TRATION	
					(a)	(b)	(c)	(a)	(b)	(c)			(a)	(b)
					1-20	21-50	51-100	1-20	21-50	51-100			FIG. NO.	ITEM NO.
X2 F 00541		ROLLER, FEED: cam lever, feed board bracket assembly, electrofilmed finish 47AG6E (93230)	EA	8				SEE	GRP	9901			16	7
X2 F 00542		SCREW, CAP, SOCKET HEAD: support bar to support bracket, 5/16-18 thd size, 1 in. lg, electrofilmed finish 2082E (93230)	EA	4				SEE	GRP	9901			16	1
X2 F 00543		SETSCREW, SOCKET HEAD: feed board bracket assembly 2234 (93230)	EA	2									16	4
X2 F 00544		STUD: roller, electrofilmed finish 41AG37E (93230)	EA	8									16	8
X2 F 00545		BRACKET ASSEMBLY: trolley wheel adjusting 590DP1216 (93230)	EA	2							8		89	
X2 F 00546		BRACKET, ADJUST: trolley wheel 90DP1216 (93230)	EA	2										
X2 F 00547		NUT, SELF-LOCKING, HEXAGON: thumbscrew, 1/4-28 thd size, electrofilmed finish 10DC62E (93230)	EA	2										
X2 F 00548		SCREW, CAP, SOCKET HEAD: bracket, 5/16-18 thd size, 1 in. lg, electrofilmed finish 2082E (93230)	EA	2				SEE	GRP	9901				
X2 F 00549		THUMBSCREW: bracket, 1/4-28 thd size, 1 5/8 in. lg, electrofilmed finish 25DH12F (93230)	EA	2				SEE	GRP	9901				
X2 F 00550		BRACKET: caliper support bar 90DP1218 (93230)	EA	2									8	95
X2 F 00551		BRACKET, CENTER BEARING: feed motion shaft 90DP1296 (93230)	EA	1									20	74
X2 F 00552		BRACKET: end guide, electrofilmed finish 90DC321E (93230)	EA	1									8	38
X2 F 00553		BRACKET: feeder shaft 90DP1224 (93230)	EA	4									20	29
X2 F 00554		BRACKET: feed guide bar 90DP1223 (93230)	EA	4									20	39
X2 F 00555		BRACKET, SHAFT: back guide, electrofilmed finish 90DC322E (93230)	EA	1									8	40
X2 F 00556		BRACKET: trolley wheel shaft 90DP1217 (93230)	EA	1									8	92
P F 00557	3610-885-5697	CAM, CONTROL: feed pile control, electrofilmed finish 601DC53E (93230)	EA	1	*	2	2	*	2	2	19	10	20	80
X2 F 00558		CAM, FEED PILE CONTROL: electrofilmed finish 101DC53E (93230)	EA	1										
X2 F 00559		SETSCREW, SOCKET HEAD: cam 2232 (93230)	EA	1										
X2 F 00560		STUD, CAM: feed pile control, electro- filmed finish 404DC259E (93230)	EA	1										
P H 00561	3610-885-3402	CAM, FEED: motion lever 101DP242 (93230)	EA	1				*	2	2	19	15	20	99
P H 00562	3610-885-3398	CAM: sucker motion 101DP243 (93230)	EA	1				*	2	2	19	15	20	98

(1) SMR CODE	(2) FEDERAL STOCK NUMBER	(3) DESCRIPTION  USABLE ON CODE	(4) UNIT OF MEAS	(5) QTY INC IN UNIT	(6) 30 DAY DS MAINT ALLOWANCE			(7) 30 DAY GS MAINT ALLOWANCE			(8) 1-YR ALW PER 100 EQUIP	(9) DEPOT MAINT ALW PER 100 NO.	(10) ILLUS- TRATION	
					(a)	(b)	(c)	(a)	(b)	(c)			(a)	(b)
					1-20	21-50	51-100	1-20	21-50	51-100			FIG.	ITEM
M F 00563	3020-223-2703	CHAIN, DRIVE: feeder 115DP144 (93230)	EA	1								20	87	
P F 00564		CHAIN, ROLLER (100 pitches required)	FT					SEE	GRP	9501				
X2 F 00565		LINK, CONNECTING: 5/8 in. pitch MS421-50-1RC2CLASS3GRAcEA (96906)	EA	1										
X2 F 00566		LINK, OFFSET: 5/8 in. pitch ASA50-OL (81336)	EA	1										
X2 F 00567		CHAIN, PILE FEEDER 115DP139 (93230)	EA	2									20	20
X2 F 00568		COLLAR: back guide shaft, 5/16 in. id, 3/4 in. od, 3/8 in. wide, electrofilmed finish 415E (93230)	EA	2				SEE	GRP	9901			8	32
X2 H 00569		COLLAR: feeder drive sprocket 122DP251 (93230)	EA	1									20	89
X2 F 00570		COLLAR: latch lever stud, 5/16 in. id, 3/4 in. od, 3/8 in. wide, electrofilmed finish 415E (93230)	EA	2				SEE	CRP	9901			41	21
X2 F 00571		COLLAR, LATCH: pile control, electrofilmed finish 3DC26E (93230)	EA	1									8	4
X2 F 00572		COLLAR: pile control lever stud, 5/16 in. id, 3/4 in. od, 3/8 in. wide, electrofilmed finish 415E (93230)	EA	2				SEE	GRP	9901			8	9
X2 F 00573		COLLAR: pile feed camshaft, electrofilmed finish 1221E96E (93230)	EA	1									20	82
X2 F 00574		COLLAR: pile feed motion shaft, 3/8 in. id, 3/4 in. od, 5/8 in. wide, electro- filmed finish 3DC43E (93230)	EA	2									20	62
X2 F 00575		COLLAR: pile feeder shaft, electrofilmed finish 305E (93230)	EA	2				SEE	GRP	9901			20	15
X2 F 00576		COLLAR: pile guide shaft, electrofilmed finish 462E (93230)	EA	1									20	109
X2 H 00577		COLLAR, SPACINGI feed pile shaft 122DP250 (93230)	EA	2									20	10
X2 F 00578		CONNECTION, LEVER: pile control, electro- filmed finish 499DC76E (93230)	EA	1									8	50
X2 F 00579		DOWEL: caliper support bar bracket, 0.250 in. dia, 3/4 in. lg, electrofilmed finish 531E (93230)	EA	4				SEE	GRP	9901			8	96
X2 F 00580		DOWEL: feed shaft bracket, electrofilmed finish 522E (93230)	EA	8				SEE	GRP	9901			20	30
X2 F 00581		FINGER ASSEMBLY, PILE GUIDE: front, electrofilmed finish 580DG66 (93230)	EA	1									8	63
X2 F 00582		BL.OCK: front support, electrofilmed finish 80DC66E (93230) (Used with FINGER ASSEMBLY, Stock No. 3610-427-5912, only)	EA	1									12	7

(1) SMR CODE	(2) FEDERAL STOCK NUMBER	(3) DESCRIPTION  USABLE ON CODE	(4) UNIT OF MEAS	(5) QTY INC IN UNIT	(6) 30 DAY DS MAINT ALLOWANCE			(7) 30 DAY GS MAINT ALLOWANCE			(8) 1-YR ALW PER 100 EQUIP CNTGY	(9) DEPOT MAINT ALW PER 100 EQUIP	(10) ILLUS- TRATION	
					(a)	(b)	(c)	(a)	(b)	(c)			(a)	(b)
					1-20	21-50	51-100	1-20	21-50	51-100			FIG. NO.	ITEM NO.
X2 F 00583		BLOCK: rear support, electrofilmed finish 80DC67E (93230) (Used with FINGER ASSEMBLY, Stock No. 3610-42?-5913, only)	EA	1									12	7
X2 F 00584		FINGER, FILE GUIDE: rh, electrofilmed finish 160DC36E (93230)	EA	2									12	4
X2 F 00585		FINGER, PILE GUILE: rh, electrofilmed finish 160DC35E (93230)	EA	2									12	3
X2 F 00586		PIN, COTTER: finger stud 1112 (93230)	EA	4									12	1
X2 F 00587		PIN, STRAIGHT, HEADLESS: finger, 1/8 in. dia, 5/16 in. lg, electrofilmed finish 1331E (93230)	EA	4									12	5
X2 F 00588		STUD, FINGER: electrofilmed finish 38DC1E (93230)	EA	4									12	2
X2 F 00589		THUMBSCREW: block, round head knurled, 5/16-18 thd size, 7/8 in. lg, electro- filmed finish 2166E (93230)	EA	2				SEE	GRP	9901			12	6
X2 F 00590		FINGER ASSEMBLY, PILE GUIDE: rear electrofilmed finish 580DC67E (93230) (Same as FINGER ASSEMBLY, Stock No. 3610-427-5912, except where individual components are annotated)	EA	1									8	64
X2 O 00591		FITTING, LUBRICATION: camshaft bearing 1613B (95879)	EA	2									20	103
X2 H 00592		FRAME, FEELER: gear side 170DP118 (93230)	EA	1									53	51
X2 H 00593		FRAME, FEEDER: operators side 170DP117 (93230)	EA	1									41	41
X2 F 00594		GUIDE, BACK: feed pile, electrofilmed finish 208DM226E (93230)	EA	2									8	33
X2 O 00595		HANDWHEEL ASSEMBLY 710DP235 (93230)	EA	1									20	2
X1 00596		HANDLE, REVOLVING: bellcrank 210DP235 (93230)	EA	1										
X1 00597		HANDWHGEL: electrofilmed finish 46153E (93230)	EA	1										
X2 F 00598		HOUSING ASSEMBLY: suction, electrofilmed finish 590DC309E (93230)	EA	1									8	82
X2 F 00599		BAR, PILE: top guide, electrofilmed finish 63DC125E (93230)	EA	1									13	2
P F 00600	3110-157-6060	BEARING, BALL, ANNULAR: bracket 72AG7 (93230)	EA	1	*	2	2	*	2	2	12	6	13	3
X2 F 00601		BRACKET: suction housing, electrofilmed finish 90DC309E (93230)	EA	1									13	6
X2 F 00602		SETSCREW, SOCKET HEAD, CUP POINT:housing bracket 2289 (93230)	EA	2									13	5

(1) SMR CODE	(2) FEDERAL STOCK NUMBER	(3) DESCRIPTION  USABLE ON CODE  REF. NUMBER & MFR CODE	(4) UNIT OF MEAS	(5) QTY INC IN UNIT	(6) 30 DAY DS MAINT ALLOWANCE			(7) 30 DAY GS MAINT ALLOWANCE			(8) 1-YR ALW PER 100 EQUIP CNTGY	(9) DEPOT MAINT ALW PER 100 EQUIP	(10) ILLUS- TRATION	
					(a)	(b)	(c)	(a)	(b)	(c)			(a)	(b)
					1-20	21-50	51-100	1-20	21-50	51-100			FIG. NO.	ITEM NO.
X2 F 00603		SETSCREW, SOCKET HEAD, CUP POINT: pile top guide bar mounting 2233 (93230)	EA	1									13	1
X2 F 00604		TUBE, SUCTION: electrofilmed finish 436DC53E (93230)	EA	6									13	4
X2 H 00605		HUB, SPROCKET: feeder drive, electrofilmed finish 226DC40E (93230)	EA	1									20	94
X2 F 00606		KEY: pile height control lever (special), electrofilmed finish 8DC2E (93230)	EA	1									8	44
X2 H 00607		KEY, WOODRUFF: feeder chain sprockets and worm wheels, 1/4 in. wide, 1 in. lg, electrofilmed finish 992E (93230)	EA	4				SEE	GRP	9901			20	25
X2 H 00608		KEY, WOODRUFF: feed pile worm, 3/16 in. wide, 3/4 in. lg, electrofilmed finish 986E (93230)	EA	1				SEE	GRP	9901			20	13
X2 H 00609		KEY, WOODRUFF: feed tape drive sprocket, 1/4 in. wide, 1 in. lg, electrofilmed finish 992E (93230)	EA	2				SEE	GRP	9901			20	95
X2 H 00610		KEY, WOODRUFF: pile feed worm, 3/16 in. wide, 3/4 in. lg, electrofilmed finish 986E (93230)	EA	1				SEE	GRP	9901			20	9
X2 F 00611		LATCH, PILE CONTROL: electrofilmed finish 260DC19E (93230)	EA	1									8	5
X2 H 00612		LEVER ASSEMBLY: feeder sucker motion 770DP923 (93230)	EA	1									20	63
X2 H 00613		LEVER: feed sucker motion 270DP923 (93230)	EA	1									19	11
X2 H 00614		NUT, PLAIN, HEXAGON: connection rod yoke, left hand, 1/4-28 thd size, electrofilmed finish 10F07E (93230)	EA	1									19	4
X2 H 00615		NUT, PLAIN, HEXAGON: connection rod yoke, 1/4-28 thd size, electrofilmed finish 10F06E (93230)	EA	1									19	2
X2 H 00616		NUT, SELF-LOCKING, HEXAGON: cam roller stud 10DP125 (93230)	EA	1									19	8
X2 H 00617		PIN, COTTER: yoke pin 1104 (93230)	EA	2									19	5
X2 H 00618		PIN, STRAIGHT, HEALD: yoke, 0.250 in. dia, 3/4 in. lg, electrofilmed finish 41AG51E (93230)	EA	2									19	6
X2 H 00619		ROD: lever connection, 1/4 in. dia, 7 in. lg, one end thd, right hand, 1/4-28 thd size, other end thd, left hand 1/4-28 thd size 370DP311 (93230)	EA	1									19	3
X2 H 00620		ROLLER, FEED CAM LEVER: electrofilmed finish 47AG6E (93230)	EA	1				SEE	GRP	9901			19	10
X2 H 00621		STUD, SHOULDERED: cam roller 404DP1399 (93230)	EA	1				SEE	GRP	9901			19	9

(1) SMR CODE	(2) FEDERAL STOCK NUMBER	(3) DESCRIPTION  USABLE ON CODE	(4) UNIT OF MEAS	(5) QTY INC IN UNIT	(6) 30 DAY DS MAINT ALLOWANCE			(7) 30 DAY GS MAINT ALLOWANCE			(8) 1-YR ALW PER 100 EQUIP CNTGY	(9) DEPOT MAINT ALW PER 100 EQUIP	(10) ILLUS- TRATION	
					(a)	(b)	(c)	(a)	(b)	(c)			(a)	(b)
					1-20	21-50	51-100	1-20	21-50	51-100			FIG. NO.	ITEM NO.
12 H 00622		YOKE: connection rod, 1h, electrofilmed finish 480AG4E (93230)	EA	1									19	7
X2 H 00623		YOKE: connection rod, rh, electrofilmed finish 480AG5E (93230)	EA	1									19	1
12 H 00624		LEVER ASSEMBLY: feed motion spring 770DP927 (93230)	EA	1									20	59
12 H 00625		LEVER: feed motion spring 270DP927 (93230)	EA	1										
X2 H 00626		PIN, SPRING: lever, electrofilmed finish 1208E (93230)	EA	1										
X2 H 00627		SETSCREW, SQUARE HEAD: lever, 3/8-16 thd size, 3/4 in. lg, electrofilmed finish 2336E (93230)	EA	2				SEE	GRP	9901				
X2 F 00628		LEVER ASSEMBLY: pile control cam, electrofilmed finish 770DC286E (93230)	EA	1									20	110
12 F 00629		LEVER SUBASSEMBLY: pile control cam, electrofilmed finish 1770DC286E (93230)	EA	1										
00630		LEVER, CAM: feed pile control electrofilmed finish 270DC286E (93230)	EA	1										
X1 00631		STUD: cam lever electrofilmed finish 404DC183E (93230)	EA	1										
X1 00632		STUD: cam roller, electrofilmed finish 404DC185E (93230)	EA	1										
X2 F 00633		PIN, COTTER: cam roller stud 1113 (93230)	EA	1										
X2 F 00634		ROLLER, FEED: cam lever, electrofilmed finish 47AG6E (93230)	EA	1				SEE	CRP	9901				
X2 F 00635		WASHER, FLAT: cam roller stud, 25/64 in. id, 5/8 in. id, 1/22 in. thk, electrofilmed finish 4575F (93230)	EA	1										
X2 F 00636		LEVER ASSEMBLY: pile control latch, electrofilmed finish 770DC298E (93230)	EA	1									8	10
X1 00637		LEVER: pile control latch 270DC298 (93230)	EA	1										
X1 00638		STUD: latch 404DC182 (93230)	EA	1										
P F 00639	3610-885-5680	LEVER ASSEMBLY: pile control shaft, electrofilmed finish 770DC299E (93230)	EA	1				SEE	GRP	9901			8	49
P F 00640	3610885-5682	LEVER ASSEMBLY: pile height control, electrofilmed finish 770DC562E (93230)	EA	1	*	2	2	*	2	2	12	10	8	49
X1 00641		LEVER, CONTROL: pile height 270DC562E (93230)	EA	1										
X1 00642		STUD: post holder 404DC179 (93230)	EA	1										
P F 00643	3610885-5680	LEVER ASSEMBLY: pile height shaft, electrofilmed finish 770DC299E (93230) (Same as LEVER ASSEMBLY, pile control shaft)	EA	1				SEE	GRP	9901			8	53

(1) SMR CODE	(2) FEDERAL STOCK NUMBER	(3) DESCRIPTION  USABLE ON CODE	(4) UNIT OF MEAS	(5) QTY INC IN UNIT	(6) 30 DAY DS MAINT ALLOWANCE			(7) 30 DAY GS MAINT ALLOWANCE			(8) 1-YR ALW PER 100 EQUIP CNTGY	(9) DEPOT MAINT ALW PER 100 EQUIP	(10) ILLUS- TRATION	
					(a)	(b)	(c)	(a)	(b)	(c)			(a)	(b)
					1-20	21-50	51-100	1-20	21-50	51-100			FIG. NO.	ITEM NO.
X2 F 00644		LEVER, FEED: pile control shaft, electrofilmed finish 270DC299E (93230)	EA	2										
X2 F 00645		SETSCREW, SOCKET HEAD, CUP POINT: control shaft lever 22F66 (93230)	EA	2										
X2 F 00646		STUD: pile lever control connection, electrofilmed finish 404DC178E (93230)	EA	2										
X2 F 00647		LEVER ASSEMBLY, RATCHET 770DP925 (93230)	EA	1									20	5
X2 F 00648		LEVER SUBASSEMBLY, RATCHET 17700D925 (93230)	EA	1									15	8
X1 00649		LEVER, RATCHET: feeder 270DP925 (93230)	EA	1										
X1 00650		STUD, RATCHET LEVER 40DP1488 (93230)	EA	1										
X1 00651		STUD, RATCHET LEVER: electrofilmed finish 440DP198E (93230)	EA	1										
X2 F 00652		LINK, ROLLER, CAM: pile ratchet, electrofilmed finish 265DC69E (93230)	EA	1									15	4
P F 00653	3610-885-5696	PAWL ASSEMBLY: ratchet, electrofilmed finish 830DC21E (93230)	EA	1	*	2	2	*	2	2	19	15	15	6
X1 00654		PAWL, FEED RATCHET: electrofilmed finish 330DG21; (93230)	EA	1										
X1 00655		PIN, PAWL SPRING 331DC240/ (93230)	EA	1										
X2 F 00656		PIN, COTTER: lever stud 1113 (93230)	EA	1									15	2
X2 F 00657		PIN, COTTER: link 1113 (93230)	EA	1									15	5
X2 F 00658		PIN, SPRING: pawl, 3/16 in. dia, 1 1/2 in. lg, 0.040 in. thk of material, electro- filmed finish 331DC354E (93230)	EA	1									15	7
P F 00659	3610-249-1703	SPRING, HELICAL, EXTENSION: pawl 2910 (93230)	EA	1	*	2	2	*	2	2	19	10	15	1
X2 F 00660		WASHER, FLAT: lever stud, 3/8 in. id, 3/4. in. od, 1/32 in. thk, electro- filmed finish 4668E (93230)	EA	1				SEE	GRP	9901			15	3
X2 F 00661		LEVER, CONTROL: feed pile height, electrofilmed finished 270DC300E (93230)	EA	1									8	56
X2 F 0066		LEVER, CONTROL: stop feed pile 270DC932 (93230)	EA	1									20	33
X2 F 00663		LINK ASSEMBLY: connecting, pile control, electrofilmed finish 765DC70E (93230)	EA	1									8	16
X1 00664		LINK, CONNECTING: pile control, electrofilmed finish 265DC70E (93230)	EA	1										

(1) SMR CODE	(2) FEDERAL STOCK NUMBER	(3) DESCRIPTION  USABLE ON CODE	(4) UNIT OF MEAS	(5) QTY INC IN UNIT	(6) 30 DAY DS MAINT ALLOWANCE			(7) 30 DAY GS MAINT ALLOWANCE			(8) 1-YR ALW PER 100 EQUIP CNTGY	(9) DEPOT MAINT ALW PER 100 EQUIP	(10) ILLUS- TRATION	
					(a)	(b)	(c)	(a)	(b)	(c)			(a)	(b)
					1-20	21-50	51-100	1-20	21-50	51-100			FIG. NO.	ITEM NO.
X1 00665		STUD, COCINECTING LINK: pile control, electrofilmed finish 404DC180E (93230)	EA	1										
X2 F 00666		NUT, PLAIN, HEXAGON: pile chain lightener stud, 5/16-18 thd size, electrofilmed finish 10084 (93230)	EA	4				SEE	GPP	9901			20	18
X2 F 00667		NUT, SELF-LOCKING, HEXAGON: cam roller lever stud, 1/2-13 thd size 10DP124 (93230)	EA	1									41	31
X2 F 00668		NUT, SELF-LOCKING, HEXAGON: feed lever motion shaft center bearing bracket 10DP125 (93230)	EA	1									20	70
X2 F 00669		NUT, SLF-LOCKING HEXAGON: pile latch stud mounting 10DP121 (93230)	EA	1									41	23
X2 F 00670	3610-885-5695	PAWL ASSEMBLY: feeder stop 904DP1400 (93230)	EA	1	*	2	2	*	2	2	19	15	20	28
X2 F 00671		PAWL, FEEDER STOP: electrofilmed finish 330DC24E (93230)	EA	1										
X(2 F 00672		PIN, COTTER: feed stop pawl stud 1113 (93230)	EA	1										
X2 F 00673		PIN, STRAIGHT, HEADLESS: feed stop, 0.188 in. dia, 1 in. lg, electrofilmed finish 1346E (93230)	EA	1				SEE	GRP	9901				
X2 F 00674		STUD: feed stop pawl 4043P1400 (93230)	EA	1										
X2 F 00675		PIN, COTTER: cam assembly 1113 (93230)	EA	1									20	3
X2 F 00676		PIN, COTTER: feed and sucker motion levers 1104 (93230)	EA	3									20	55
X2 F 00677		PIN, COTTER: feed pile height control lever connecting link 1104 (93230)	EA	1									8	1
X2 F 00678		PIN, COTTER: feed pile height control stud 1104 (93230)	EA	1									8	6
X2 F 00679		PIN, COTTER: lever feed pile height 1104 (93230)	EA	1									8	12
X2 F 00680		PIN, COTTER: pile height control lever 1104 (93230)	EA	1									8	41
X2 F 00681		PIN, COTTER: trip fork spring lever 1112 (93230)	EA	1									8	14
X2 H 00682		PIN, STRAIGHT, HEALED: spring rod yoke, 0.250 in. id, 3/4 in. lg, electrofilmed finish 41AG51E (93230)	EA	1				SEE	GRP	9901			20	57
X2 F 00683		PIN, STRAIGHT, HEAILESS: feed board support, 1/4 in. die, 1/2 in. lg, electro-filmed finish 534E (93230)	EA	4									20	37
X2 F 00684,		PIN, TAPERED, PLAIN: bracket, 0.156 in. dia, 1 in. lg, electrofilmed finish 1503E (93230)	EA	1				SEE	GRP	9901			8	37
X2 H 00685		PIN, TAPERED,PLAIN: feeder frame, 0.0492 in. die, 1 1/4 in. lg, electro-filmed finish 1582E (93230)	EA	2				SEE	GRP	9901			53	50

(1) SMR CODE	(2) FEDERAL STOCK NUMBER	(3) DESCRIPTION  USABLE ON CODE  REF. NUMBER & MFR CODE	(4) UNIT OF MEAS	(5) QTY INC IN UNIT	(6) 30 DAY DS MAINT ALLOWANCE			(7) 30 DAY GS MAINT ALLOWANCE			(8) 1-YR ALW PER 100 EQUIP CNTGY	(9) DEPOT MAINT ALW PER 100 EQUIP	(10) ILLUS- TRATION	
					(a)	(b)	(c)	(a)	(b)	(c)			(a)	(b)
					1-20	21-50	51-100	1-20	21-50	51-100			FIG. NO.	ITEM NO.
X2 H 00686		FIN, TAPERED, PLAIN: feeder frame, 0.0492 in. dia, 1 1/4 in. lg, electrofilmed finish 1582E (93230)	EA	2				SEE	GRP	9901			41	40
X2 F 00687		PIN, TAPERED, PLAIN: feed pile arm, 0.193 in. dia, 1 1/2 in. lg, electrofilmed finish 1520E (93230)	EA	2				SEE	GRP	9901			20	64
X2 H 00688		PIN, TAPERED, PLAIN: feed pile stop latch, 0.094 in. dia, 3/4 in. lg, electrofilmed finish 1514E (93230)	EA	1				SEE	GRP	9901			8	59
X2 O 00689		PIN, TAPERED, PLAIN: handwheel, 0.219 in. dia, 1 1/4 in. lg, electrofilmed finish 1529E (93230)	EA	1									20	1
X2 F 00690		PIN, TAPERED, PLAIN: lever pile control shaft, 0.156 in. dia, 1 in. lg, electrofilmed finish 1503E (93230)	EA	1				SEE	GRP	9901			8	52
X2 F 00691		PIN, TAPERED, PLAIN: pile height control shaft, 0.156 in. dia, 1 in. lg, electrofilmed finish 1503E (93230)	EA	1				SEE	GRP	9901			8	55
X2 F 00692		PIN, TAPERED, PLAIN: shaft lever assembly, 0.156 in. dia, 1 in. lg, electrofilmed finish 1503E (93230)	EA	1				SEE	GRP	9901			8	47
X2 H 00693		PIN, TAPERED, PLAIN: sucker and feed motion cams, 0,219 in. dia, 1 3/4 in. lg, electrofilmed finish 1533E (93230)	EA	2				SEE	GRP	9903			20	97
X2 F 00694		PIN, TAPERED, PLAIN: suction housing, 0.219 in. dia, 1 3/4 in. lg, electrofilmed finish 1533E (93230)	EA	1				SEE	GRP	99011			8	78
X2 F 00695		PIN, THREADED: ratchet spring, electrofilmed finish 11F95 (93230)	EA	1									20	53
X2 F 00696		POPPET ASSEMBLY: spring rod, electrofilmed finish 999DC82E (93230)	EA	1									40	217
X2 F 00697		COLLAR: spring mounting, 3/8 in. id, 7/8 in. od, 1/2 in. wide, electrofilmed finish 301E (93230)	EA	1				SEE	GRP	9901			10	8
X2 F 00698		COLLAR 3/8 in. id, 7/8 in. id, 1/2 in. wide, electrofilmed finish 301E (93230)	EA	1				SEE	GRP	9901			10	4
X2 F 00699		PIN, COTTER: collar 1113 (93230)	EA	1									10	1
X2 F 00700		POPPET, ROD SPRING: trip fork, electrofilmed finish 499DC82E (93230)	EA	1									10	5
X2 F 00701		ROD ASSEMBLY: trip fork spring, electrofilmed finish 870DC122E (93230)	EA	1									10	9
X2 F 00702		HEAD: trip fork spring 211DC56 (93230)	EA	1									10	11
X2 F 00703		PIN, TAPERED, PLAIN: No. 00, 0.141 in. dia, 1/2 in. lg, electrofilmed finish 1500E (93230)	EA	1				SEE	GRP	9901			10	10



(1) SMR CODE	(2) FEDERAL STOCK NUMBER	(3) DESCRIPTION  USABLE ON CODE	(4) UNIT OF MEAS	(5) QTY INC IN UNIT	(6) 30 DAY DS MAINT ALLOWANCE			(7) 30 DAY GS MAINT ALLOWANCE			(8) 1-YR ALW PER 100 EQUIP CNTGY	(9) DEPOT MAINT ALW PER 100 EQUIP	(10) ILLUS- TRATION		
					(a)	(b)	(c)	(a)	(b)	(c)			(a)	(b)	
					1-20	21-50	51-100	1-20	21-50	51-100			FIG. NO.	ITEM NO.	
X2 F 00704	3610-256-7177	ROD, SPRING 370DC122 (93230)	EA	3									10	12	
X2 F 00705		SETSCREW, SOCKET HEAD: collar 22F66 (93230)	EA	1										10	3
X2 F 00706		SETSCREW, SOCKET HEAD: collar mounting 22F66 (93230)	EA	1										10	7
P F 00707		SPRING, HELICAL, COMPRESSION 28DC55 (93230)	EA	1	*	2	2	*	2	2	19	10		10	6
X2 F 00708		WASHER, FLAT: 0.312 in. id, 0.750 in. od, 0.065 in. thk, electrofilmed finish 4679E (93230)	EA	1										10	2
X2 F 00709		POST ASSEMBLY, PILE CONTROL: electro- filmed finish 999DC77E (93230)	EA	1										8	45
X2 F 00710		HEAD ASSEMBLY: pile control post 999DC862 (93230)	EA	1										11	7
X1 00711		HEAD, POST: pile control 211DC52 (93230)	EA	1											
X1 00712		POST: pile control 499DP867 (93230)	EA	1											
X2 F 00713		HOLDER, POST: electrofilmed finish 220DC21E (93230)	EA	1										11	4
X2 F 00714		LEVER, FEED PILE, HEIGHT 270DC302 (93230)	EA	1										11	6
X2 F 00715		NUT, PLAIN, HEXAGON: pile post, electro- filmed finish 10F04E (93230)	EA	1				SEE	GRP	9901				11	5
X2 F 00716		NUT, PLAIN, HEXAGON: pile post, 1/4-28 thd size, electrofilmed finish 10F04E (93230)	EA	1				SEE	GRP	9901				11	2
X2 F 00717		NUT, PLAIN, KNURLED: pile post, 1/4-28 thd size, electrofilmed finish 10DC12E (93230)	EA	1										11	1
X2 F 00718		SPRING, HELICAL, COMPRESSION: pile post 28DC50 (93230)	EA	1										11	3
X2 F 00719		RATCHET WHEEL: feed pile, electrofilmed finish 366DC15E (93230)	EA	1										20	8
X2 F 00720		ROD ASSEMBLY: side guide, electrofilmed finish 880DC299E (93230)	EA	2										8	81
X2 F 00721		BLOCK: pile support, electrofilmed finish 90DC329E (93230)	EA	2										22	6
X2 F 00722		BOLT, MACHINE: pipe support bracket, 5/16-18 thd size, 3/4 in. lg, electro- filmed finish 1938E (93230)	EA	2				SEE	GRP	9901				22	5
X2 F 00723		BRACKET: side guide, electrofilmed finish 90DC328E (93230)	EA	2										22	4
X2 F 00724		ROD: side guide electrofilmed finish 380DC299E (932305)	EA	2										22	7
X2 F 00725		SCREW: pipe support block, 3/8-16 thd size, 5/8 in. lg, electrofilmed finish 2165E (93230)	EA	2										22	1

(1) SMR CODE	(2) FEDERAL STOCK NUMBER	(3) DESCRIPTION  USABLE ON CODE	(4) UNIT OF MEAS	(5) QTY INC IN UNIT	(6) 30 DAY DS MAINT ALLOWANCE			(7) 30 DAY GS MAINT ALLOWANCE			(8) 1-YR ALW PER 100 EQUIP CNTGY	(9) DEPOT MAINT ALW PER 100 EQUIP	(10) ILLUS- TRATION	
					(a)	(b)	(c)	(a)	(b)	(c)			(a)	(b)
					1-20	21-50	51-100	1-20	21-50	51-100			FIG. NO.	ITEM NO.
X2 F 00726		SETSCREW, ALLEN HEAD: bracket 2362 (93230)	EA	2									22	3
X2 F 00727		THUMBSCREW, KNURLED, ROWUD HEAD:guide rod bracket, 5/16-18 thd size, 7/8 in. lg, electrofilmed finish 2166E (93230)	EA	2				SEE	GRP	9901			22	2
X2 F 00728		ROLLER ASSEMBLY: chain idler, electrofilmed finish 542DC28E (93230)	EA	1									20	46
X2 F 00729		BEARING: roller 71AH368 (93230)	EA	1									21	4
X2 F 00730		BOLT MACHINE: connecting lever, 5/16 - 18 thd size, 1 1/4 in. lg, electro- filmed finish 1942B (93230)	EA	1									21	5
X2 F 00731		PIN, COTTER: roller stud 1113 (93230)	EA	1									21	1
X2 F 00732		ROLL, CHAIN IDLER: subassembly, electro- filmed finish 904DC864L (93230)	EA	1									21	6
X1 00733		ARM: connection, electrofilmed finish 27141E (93230)	EA	1										
X1 00734		STUD: connection lever, electrofilmed finish 404DC864E (93230)	EA	1										
X2 F 00735		ROLLER: idler chain, electrofilmed finish: 48DC28E (93230)	EA	1									21	3
X2 F 00736		WASHER, FLAT: roller stud, 3/8 in. id, 3/4 in. od, 1/32 in. thk, electrofilmed finish 4668E (93230)	EA	1				SEE	GRP	9901			21	2
X2 F 00737		ROLLPIN: feed bar assembly 331DL2007 (93230)	EA	4										
X2 F 00738		SCREW, CAP, HEXAGON HEAD: feeder shaft and guide bar brackets, 3/8-16 thd size, 1 in. lg, electrofilmed finish 19585 (93230)	EA	16				SEE	GRP	9901			20	27
X2 H 00739		SCREW, CAP, HEXAGON HEAD: frame mounting, 1/2-13 thd size, 2 in. lg, electrofilmed finish 1999E (93230)	EA	4									53	49
X2 F 00740		SCREW, CAP, SOCKET HEAD: back bar support block mounting, 3/8-16 thd size, 3/4 in. lg 2085 (93230)	EA	2									53	45
X2 F 00741		SCREW, CAP, SOCKET HEAD: caliper support bar bracket mounting, 5/16-18 thd size, 1 1/4 in. lg, electrofilmed finish 2083E (93230)	EA	4				SEE	GRP	9901			23	30
X2 F 00742		SCREW, CAP, SOCKET HEAD: caliper support bar bracket mounting, 5/16-18 thd size, 1 in. lg, electrofilmed finish 2082E (93230)	EA	4				SEE	GRP	9901			8	94
X2 H 00743		SCREW, CAP, SOCKET HEAD: camshaft bearing, 3/8-16 thd size, 3/4 in. lg 2085 (93230)	EA	4									20	104
X2 H 00744		SCREW, CAP, SOCKET HEAD: feeder frame mounting 2090 (93230)	EA	4									41	39
X2 F 00745		SCREW, CAP, SOCKET HEAD: feeder shaft bracket mounting 2086 (93230)	EA	2									20	38

(1) SMR CODE	(2) FEDERAL STOCK NUMBER	(3) DESCRIPTION  USABLE ON CODE  REF. NUMBER & MFR CODE	(4) UNIT OF MEAS	(5) QTY INC IN UNIT	(6) 30 DAY DS MAINT ALLOWANCE			(7) 30 DAY GS MAINT ALLOWANCE			(8) 1-YR ALW PER 100 EQUIP CNTGY	(9) DEPOT MAINT ALW PER 100 EQUIP	(10) ILLUS- TRATION	
					(a)	(b)	(c)	(a)	(b)	(c)			(a)	(b)
					1-20	21-50	51-100	1-20	21-50	51-100			FIG. NO.	ITEM NO.
X2 F 00746		SCREW, CAP, SOCKET HEAD: feed guide bar 2087 (93230)	EA	4									20	34
X2 F 00747		SCREW, CAP, SOCKET HEAD: feed lever motion shaft center bearing bracket, 5/16-18 thd size, 1 in. lg, electrofilmed finish 2082E (93230)	EA	2				SEE	GRP	9901			20	68
X2 F 00748		SCREW, CAP, SOCKET HEAD: feed lever motion shaft center bearing bracket, 5/16-18 thd size, 1 1/4 in. lg, electrofilmed finish 2083E (93230)	EA	2				SEE	GRP	9901			20	69
X2 F 00749		SCREW, CAP, SOCKET HEAD: feed lever motion shaft center bearing, 5/16-18 thd size, 2 in. lg 2079 (93230)	EA	1									20	73
X2 F 00750		SCREW, CAP, SOCKET HEAD: feed lever motion shaft center bearing, 5/16-18 thd size, 1 1/2 in. lg, electrofilmed finish 2084E (93230)	EA	1				SEE	GRP	9901			20	72
X2 F 00751		SCREW, CAP, SOCKET HEAD: guide shaft support block, 5/16-18 thd size, 1 in. lg, electrofilmed finish 2082E (93230)	EA	2				SEE	GRP	9901			8	84
X2 F 00752		SCREW, CAP, SOCKET HEAD: pile feed stop lever 20F76 (93230)	EA	2									20	31
X2 H 00753		SCREW, CAP, SOCKET HEAD: trolley wheel shaft bracket, 5/16-18 thd size, 1 1/2 in. lg, electrofilmed finish 2084E (93230)	EA	2				SEE	GRP	9901			23	28
X2 H 00754		SCREW, MACHINE: feed pile worm shaft bearing mounting, No. 10-32 thd size, 5/8 in. lg, electrofilmed finish 1903E (93230)	EA	6				SEE	GRP	9901			53	39
X2 H 00755		SCREW, MACHINE: motion lever shaft bearing mounting, No. 10-32 thd size, 5/8 in. lg, electrofilmed finish 1903E (93230)	EA	6				SEE	GRP	9901			53	39
X2 F 00756		SCREW: pile chain tightener, 5/16-18 thd size, 1 3/4 in. lg 24DP127 (93230)	EA	2									20	19
X2 F 00757		SETSCREW, SOCKET HEAD: back bar support block, 3/8-16 thd size, 1/2 in. lg, electrofilmed finish 2292E (93230)	EA	2				SEE	GRP	9901			53	43
X2 F 00758		SETSCREW, SOCKET HEAD: back guide shaft bracket 22F66 (93230)	EA	1									8	34
X2 F 00759		SETSCREW, SOCKET HEAD: cam roller lever, support stud collar 22F66 (93230)	EA	1									20	108
X2 F 00760		SETSCREW, SOCKET HEAD: camshaft collar 2289 (93230)	EA	1							20		81	
X2 H 00761		SETSCREW, SOCKET HEAD: end guide bracket 2284 (93230)	EA	1									8	88
X2 F 00762		SETSCREW, SOCKET HEAD: feed back bar shaft, cup point 22F62 (93230)	EA	2									20	45
X2 H 00763		SETSCREW, SOCKET HEAD: feed drive sprocket hub 2296 (93230)	EA	1									20	90

(1) SMR CODE	(2) FEDERAL STOCK NUMBER	(3) DESCRIPTION  USABLE ON CODE	(4) UNIT OF MEAS	(5) QTY INC IN UNIT	(6) 30 DAY DS MAINT ALLOWANCE			(7) 30 DAY GS MAINT ALLOWANCE			(8) 1-YR ALW PER 100 EQUIP CNTGY	(9) DEPOT MAINT ALW PER 100 EQUIP	(10) ILLUS- TRATION	
					(a)	(b)	(c)	(a)	(b)	(c)			(a)	(b)
					1-20	21-50	51-100	1-20	21-50	51-100			FIG. NO.	ITEM NO.
X2 H 00764		SETSCREW, SOCKET HEAD: feeder chain sprockets and worm wheels 2289 (93230)	EA	4									20	21
X2 H 00765		SETSCREW, SOCKET HEAD: feeder drive, sprocket collar 22F66 (93230)	EA	1									20	88
X2 F 00766		SETSCREW, SOCKET HEAD: feed pile height control lever 22F66 (93230)	EA	1									8	54
X2 F 00767		SETSCREW, SOCKET HEAD: feed pile ratchet 2289 (93230)	EA	1									20	7
X2 H 00768		SETSCREW, SOCKET HEAD: feed pile stop, latch 22F66 (93230)	EA	1									8	58
X2 F 00769		SETSCREW, SOCKET HEAD: latch lever stud collar, 1/4-20 thd size, 1/4 in. lg 2362 (93230)	EA	1				SEE	GRP	9901			41	20
X2 F 00770		SETSCREW, SOCKET HEAD: latch lever support stud collar 2362 (93230)	EA	2									8	8
12 F 00771		SETSCREW, SOCKET HEAD: pile control latch collar 22F66 (93230)	EA	1									8	3
X2 F 00772		SETSCREW, SOCKET HEAD: pile feeder shaft 2289 (93230)	EA	2									20	14
X2 F 00773		SETSCREW, SOCKET HEAD: pile feed motion shaft collar 2289 (93230)	EA	2									20	61
X2 F 00774		SETSCREW, SOCKET HEAD: pile guide shaft support block 2232 (93230)	EA	2									8	36
X2 F 00775		SETSCREW, SOCKET HEAD: sprocket 2289 (93230)	EA	1									20	100
X2 H 00776		SETSCREW, SOCKET HEAD: sucker and feed motion cam, 5/16-18 thd size, 5/16 in. lg, electrofilmed finish 2233E (93230)	EA	2				SEE	GRP	9901			20	96
X2 F 00777		SETSCREW, SOCKET HEAD: trolley wheel shaft support bracket 22F66 (93230)	EA	1									23	29
X2 F 00778		SETSCREW, SQUARE HEAD: back guide shaft collar, 1/4-20 thd size, 5/8 in. lg, electro- filmed finish 2364B (93230)	EA	4				SEE	GRP	9901			8	31
X2 F 00779		SHAFT: back bar support 380DP917 (93230)	EA	1									53	44
X2 F 00780		SHAFT: back blast support, electrofilmed finish 380DC281E (93230)	EA	1									8	51
12 F 00781		SHAFT: back guide, electrofilmed finish 380DC2801E (93230)	EA	1									8	35
X2 H 00782		SHAFT, CAM FEELER 380DP913 (93230)	EA	1									20	107
X2 H 00783		SHAFT, FEEDER BACE BAR 380DP909 (93230)	EA	1									20	51
12 F 00784		SHAFT: feeder sprocket 380DP908 (93230)	EA	2									20	26
X2 H 00785		SHAFT: feed lever motion 380DP907 (93230)	EA	1									20	67

(1) SMR CODE	(2) FEDERAL STOCK NUMBER	(3) DESCRIPTION  USABLE ON CODE	(4) UNIT OF MEAS	(5) QTY INC IN UNIT	(6) 30 DAY DS MAINT ALLOWANCE			(7) 30 DAY GS MAINT ALLOWANCE			(8) 1-YR ALW PER 100 EQUIP CNTGY	(9) DEPOT MAINT ALW PER 100 EQUIP	(10) ILLUS- TRATION	
					(a)	(b)	(c)	(a)	(b)	(c)			(a)	(b)
					1-20	21-50	51-100	1-20	21-50	51-100			FIG. NO.	ITEM NO.
X2 F 00786		SHAFT: feed pile control, electrofilmed finish 380DC277E (93230)	EA	1									8	48
X2 H 00787		SHAFT: feed pile worm 380DP916 (93230)	EA	1									20	16
X2 F 00788		SHAFT, MOTION CONTROL: pile height 380DP906 (93230)	EA	1									8	60
X2 F 00789		SHAFT: pile feeder guide 380DP918 (93230)	EA	1									8	83
X2 F 00790		SHAFT: pile height support, electrofilmed finish 380DC279E (93230)	EA	1									8	46
X2 H 00791		SHAFT: trolley lever 380DP901 (93230)	EA	1									8	93
X2 H 00792		SHIM: feed motion shaft center bearing, .002 in. thk (as required) 391DP123 (93230)											20	78
X2 H 00793		SHIM: feed motion shaft center bearing, .003 in. thk (as required) 391DP124 (93230)											20	77
X2 H 00794		SHIM: feed motion shaft center bearing, .005 in. thk (as required) 391DP125 (93230)											20	76
X2 H 00795		SHIM: feed motion shaft center bearing, .010 in. thk (as required) 391DP126 (93230)											20	75
X2 H 00796		SHOE: drive sprocket hub collar, electro- filmed finish 393DC9E (93230)	EA	2									20	60
X2 H 00797		SPACER: pile height control shaft, 1/2 in. id, .377 in. id, 1/4 in. thk 3AH48 (93230)	EA	1									8	57
P F 00798	3610-829-2685	SPRING, HELICAL EXTENSION 28DE74 (93230)	EA	2	2	2	4	2	2	4	50	20	20	52
X2 H 00799		SPROCKET: feed tape drive 396DP190 (93230)	EA	1									20	101
X2 F 00800		SPROCKET: feeder chain, electrofilmed finish 396DC121E (93230)	EA	2									20	22
X2 H 00801		SPROCKET: feeder drive, electrofilmed finish 396DC136E (93230)	EA	1									20	93
X2 F 00802		STUD: cam roller lever support 404DP1403 (93230)	EA	1									41	32
X2 F 00803		STUD: latch lever support 404DP1406 (93230)	EA	1				SEE	GRP	9901			8	11
X2 F 00804		STUD: pile height control rod, electro- filmed finish 404DC196E (93230)	EA	1									41	22
X2 F 00805		STUD: pile latch 404DP1404 (93230)	EA	1									41	24
X2 F 00806		STUD: poppet attaching, electrofilmed finish 404DC246E (93230)	EA	1									40	54

(1) SMR CODE	(2) FEDERAL STOCK NUMBER	(3) DESCRIPTION  USABLE ON CODE	(4) UNIT OF MEAS	(5) QTY INC IN UNIT	(6) 30 DAY DS MAINT ALLOWANCE			(7) 30 DAY GS MAINT ALLOWANCE			(8) 1-YR ALW PER 100 EQUIP CNTGY	(9) DEPOT MAINT ALW PER 100 EQUIP	(10) ILLUS- TRATION	
					(a)	(b)	(c)	(a)	(b)	(c)			(a)	(b)
					1-20	21-50	51-100	1-20	21-50	51-100			FIG. NO.	ITEM NO.
X2 F 00807		THUBSCREW, KNURLED HEAD: back guide shaft bracket, 5/16-18 thd size, 7/8 in. lg, electrofilmed finish 2166E (93230)	EA	1				SEE	GRP	9901			8	39
X2 F 00808		THUMBSCREW: pile height control lever, 1/4-20 thd size, 5/8 in. lg, cadmium plated, electrofilmed finish 25DC10B (93230)	EA	1									8	42
X2 F 00809		WASHER, FLAT: cam roller lever support stud, 1/2 in. id, 1 in. od, 1/32 in. thk electrofilmed finish 4680E (93230)	EA	2				SEE	GRP	9901			20	111
X2 H 00810		WASHER, FLAT: drive sprocket hub collar, 21/64 in. id, 9/16 in. od, 1/8 in. thk, electrofilmed finish 4564E (93230)	EA	3				SEE	CRP	9901			20	92
X2 F 00811		WASHER, FLAT: feed lever motion shaft center bearing bracket, 0.328 in. id, 0.562 in. od, 0.062 in. thk, electro- filmed finish 4563E (93230)	EA	1									20	71
X2 F 00812		WASHER, FLAT: feed pile arm, 3/8 in. id, 3/4 in. od, 1/32 in. thk, electrofilmed finish 4668E (93230)	EA	2				SEE	GRP	9901			20	56
X2 F 00813		WASHER, FLAT: feed pile control cam, 0.406 in. id, 0.812 in. od, 0.065 in. thk, electrofilmed finish 4628E (93230)	EA	1				SEE	GRP	9901			20	4
X2 F 00814		WASHER, FLAT: feed pile height control lever connecting link, 0.250 in. id, 0.563 in. od, 0.051 in. thk, electrofilmed finish 4536E (93230)	EA	1				SEE	GRP	9901			8	2
X2 F 00815		WASHER, FLAT: feed pile height control stud, 0.250 in. id, 0.562 in. od, 0.065 in. thk, electrofilmed finish 4536E (93230)	EA	1				SEE	GRP	9901			8	7
X2 O 00816		WASHER, FLAT: handwheel, spacer, 0.765 in. id, 1.312 in. od, 0.032 in. thk, electro- filmed finish 4502E (93230)	EA	1									20	6
X2 F 00817		WASHER, FLAT: lever feed pile height, 0.250 in. id, 0.562 in. od, 0.051 in. thk, electrofilmed finish 4536E (93230)	EA	1				SEE	GRP	9901			8	13
X2 F 00818		WASHER, FLAT: pile feed stop lever, 17/64 in. id, 1/2 in. od, 0.028 in. thk, electrofilmed finish 4550E (93230)	EA	2				SEE	GRP	9901			20	32
X2 F 00819		WASHER, FLAT: trip fork spring lever, 5/16 in. id, 5/8 in. od, 1/32 in. thk, electrofilmed finish 4679E (93230)	EA	1				SEE	GRP	9901			8	15
X2 H 00820		WASHER, NONMETALLIC: feed tape drive sprocket, 11/32 in. id, 2 1/2 in. od, 1/16 in. thk 45DP169 (93230)	EA	1									20	102
X2 F 00821		WASHER, NONMETALLIC: pile shaft cam 45DC6 (93230)	EA	2				SEE	GRP	9901			20	86
P F 00822	3610-7846849	WHEEL ASSEMBLY: trolley 590DP1215 (93230)	EA	2	2	2	4	2	2	4	50	30	8	90

(1) SMR CODE	(2) FEDERAL STOCK NUMBER	(3) DESCRIPTION  USABLE ON CODE	(4) UNIT OF MEAS	(5) QTY INC IN UNIT	(6) 30 DAY DS MAINT ALLOWANCE			(7) 30 DAY GS MAINT ALLOWANCE			(8) 1-YR ALW PER 100 EQUIP CNTGY	(9) DEPOT MAINT ALW PER 100 EQUIP	(10) ILLUS- TRATION	
					(a)	(b)	(c)	(a)	(b)	(c)			(a)	(b)
					1-20	21-50	51-100	1-20	21-50	51-100			FIG. NO.	ITEM NO.
X2 F 00823		BRACKET, TROLLEY WHEEL 90DP1215 (93230)	EA	2									14	10
X2 F 00824		PIN, STRAIGHT, HEADED: trolley wheel, electrofilmed finish 331DH387E (93230)	EA	2									14	2
X2 F 00825	5340-135-8842	RING, RETAINING: spring rod 367GDH81 (93230)	EA	2				SEE	CRP	990G			14	7
P F 00826		RING, RETAINING: trolley wheel pin 367AH29 (93230)	EA	2				SEE	GRP	9901			14	1
X2 F 00827		ROD, SPRING: trolley wheel, electrofilmed finish 370DH270E (93230)	EA	2									14	8
X2 F 00828		SPRING: bracket 2845 (93230)	EA	2									14	9
X2 F 00829		WHEEL ASSEMBLY, TROLLEY 843AG14 (93230)	EA	2									14	3
X2 F 00830		BEADING, WHEEL: trolley 71DH483 (93230)	EA	2									14	4
X2 F 00831		PULLEY, TROLLEY 343AG14 (93230)	EA	2									14	6
X2 F 00832		TIRE, PULLEY WHEEL 499AG10 (93230)	EA	2									14	5
X2 H 00833		WHEEL, WORM: feed pile, 1h 194DC11 (93230)	EA	1				SEE	GRP	9901			20	24
X2 H 00834		WHEEL, WORM: feeder pile, rh 194DC10 (93230)	EA	1				SEE	GRP	9901			20	23
X2 H 00835	WORM: feed pile, 1h 193DC11 (93230)	EA	1				SEE	GRP	9901			20	12	
X2 H 00836	WORM: feed pile, rh 193DC10 (93230)	EA	1				SEE	GRP	9901			20	11	
P F 00837	3610-861-1360	6502 - OFFSET PRESS FEEDER												
P F 00838		RING ASSEMBLY: holddown, long, electrofilmed finish 561DC28E (93230) (Same as BAND ASSEMBLY, Stock No. 3610-730-6422, except where individual components are annotated)	EA	2	2	2	2	2	2	2	24	4	23	41
P F 00839	3610-730-6422	BAND ASSEMBLY: holddown, short, electro- filmed finish 561DC27E (93230)	EA	2	2	2	2	2	2	2	24	4	23	40
X2 F 00840		BAND: holddown, electrofilmed finish 61DC28E (93230) (Used with BAND ASSEMBLY, Stock No. 3610-861-1360, only)	EA	2									33	5
X2 F 00841		BAND: holddown, electrofilmed finish 561DC27E (93230) (Used with BAND ASSEMBLY, Stock No. 3610-730-6422, only)	EA	2									33	2
X2 F 00842		COLLAR: holddown, electrofilmed finish 3DC167E (93230)	EA	4									33	4
X2 F 00843		SCREW, MACHINE: collar, No. 6-32 thd size, 3/16 in. lg, electrofilmed finish 1705E (93230)	EA	4									33	1
X2 F 00844		SCREW, ROUND HEAD KNURLED: holddown band, 1/4-28 thd size, 9/16 in. lg, electrofilmed finish 21F59E (93230)	EA	4									33	3

(1) SMR CODE	(2) FEDERAL STOCK NUMBER	(3) DESCRIPTION  USABLE ON CODE	(4) UNIT OF MEAS	(5) QTY INC IN UNIT	(6) 30 DAY DS MAINT ALLOWANCE			(7) 30 DAY GS MAINT ALLOWANCE			(8) 1-YR ALW PER 100 EQUIP CNTGY	(9) DEPOT MAINT ALW PER 100 EQUIP	(10) ILLUS- TRATION	
					(a)	(b)	(c)	(a)	(b)	(c)			(a)	(b)
					1-20	21-50	51-100	1-20	21-50	51-100			FIG. NO.	ITEM NO.
P H 00845	3610-190-9261	BEARING, BALL, ANNULAR: feed tapeshaft 72AG2 (93230)	EA	2				2	2	2	24	20	23	55
P H 00846	3610-885-8399	BEARING, DETECTOR TRIP SHAFT 71DP557 (93230)	EA	2				2	2	4	50	20	53	20
X2 H 00847		BEARING: drop bar support 71DP539 (93230)	EA	2									53	38
P H 00848	3610-427-5948	BEARING: head stop shaft, rh, electro- filmed finish 71DC155E (93230)	EA	1				*	2	2	19	15	23	22
P H 00849	3610-427-5947	BEARING, SLEEVE: head stop shaft, 1h, electrofilmed finish 71DC154E (93230)	EA	1				*	2	2	19	15	23	20
P H 00850	3610-885-8398	BEARING TAPE TIGHTENER 71DP542 (93230)	EA	2				2	2	4	50	20	41	7
P 0 00851	3030-267-6831	BELT, FLAT: conveyor tape 76DC17 (93230)	EA	4	4	9	18	4	9	18	215	80	23	62
X2 F 00852		BLOCK ASSEMBLY: side jogger spring 580DP300 (93230)	EA	1									41	59
X1 00853		BLOCK, SPRING: side Jogger 80DP300 (93230)	EA	1										
X1 00854		STUD, SPRING BLOCK: side Jogger 404DP1444 (93230)	EA	1										
X2 H 00855		BOLT, MACHINE: head stop shaft assembly, 5/16-18 thd size, 1 in. lg, electrofilmed finish 1940E (93230)	EA	3				SEE	GRP	9901			23	18
X2 H 00856		BRACKET ASSEMBLY: detector lever, electro- filmed finish 590DE274E (93230)	EA	1									23	27
X2 0 00857		BLOCK:, lever, sheet detector, electro- filmed finish 80DC57E (93230)	EA	1									25	3
X2 H 00858		BRACKET, LEVER: sheet detector, electro- filmed finish 90DE274E (93230)	EA	1									25	9
X2 H 00859		LEVER, DETECTOR CALIPER: sheet, electro- filmed finish 270DE246E (93230)	EA	1									25	6
X2 H 00860		PIN, COTTER: lever stud, 1/16 in. dia, 1/2 in. lg 1104 (93230)	EA	1									25	4
X2 H 00861		POPPET, SPRING: bracket, electrofilmed finish 331AG93E (93230)	EA	1				SEE	GRP	9901			25	7
X2 H 00862		SPRING, HELICAL, COMPRESSION: bracket 28AG26 (93230)	EA	1									25	8
X2 H 00863		STUD, PLAIN, THREADED: sheet detector lever, electrofilmed finish 404DC167E (93230)	EA	1									25	5
X2 H 00864		THUMBSCREW: lever block, electrofilmed finish 21F44E (93230)	EA	1									25	1
X2 H 00865		WASHER, FLAT: lever block 4657 (93230)	EA	2									25	2
X2 H 00866		BRACKET: front guide spring 90DP1267 (93230)	EA	1									41	12



(1) SMR CODE	(2) FEDERAL STOCK NUMBER	(3) DESCRIPTION  USABLE ON CODE	(4) UNIT OF MEAS	(5) QTY INC IN UNIT	(6) 30 DAY DS MAINT ALLOWANCE			(7) 30 DAY GS MAINT ALLOWANCE			(8) 1-YR ALW PER 100 EQUIP CNTGY	(9) DEPOT MAINT ALW PER 100 EQUIP	(10) ILLUS- TRATION		
					(a)	(b)	(c)	(a)	(b)	(c)			(a)	(b)	
					1-20	21-50	51-100	1-20	21-50	51-100			FIG. NO.	ITEM NO.	
X2 H 00867	3610-374-2595	BRACKET: sheet detector and cam roller leverEA 90DP1256 (93230)	2								41	67			
X2 F 00868		BRACKET: side guide 90DP1257 (93230)	EA	1									23	91	
P 0 00869		BRUSH ASSEMBLY: register, 1h 999DP911 (93230)	EA	1	2	2	4	2	2	4	50	30	23	42	
P 0 00870		3610-374-2596	(Components same as BRUSH ASSEMBLY, Stock No. 3610-374-2596)	EA	1	2	2	4	2	2	4	50	30	23	43
X2 0 00871			BRUSH ASSEMBLY: register, rh 999DP914 (93230)	EA	1	2	2	4	2	2	4	50	30	23	43
X2 0 00872			BRACKET: feed tape brush, electrofilmed finish 90DC337E (93230)	EA	2									29	3
X2 0 00873			BRUSH REGISTER 499DH619 (93230)	EA	4									29	5
X2 0 00874			PIN, COTTER: brush stud 1104 (93230)	EA	6									29	4
X2 0 00875			SETSCREW, SOCKET HEAD, CUP POINT: brush bracket 22F66 (93230)	EA	2									29	2
X2 0 00876			SETSCREW, SQUARE HEAD: brush bracket, 1/4-28 thd size, 1/2 in .lg, cadmium plated, electrofilmed finish 23F41B (93230)	EA	2									29	1
X2 0 00877	STUD, BRUSH: feed tape, electrofilmed finish 404DC263E (93230)		EA	2									29	6	
X2 H 00878	BRUSHING: head stop lever, 0.500 in. id, 0.7493 in. od, 1.697 in. lg 71DP569 (93230)	EA	1									23	8		
M F 00879	CAP, BEARING: head stop shaft, electrofilmed finish 110DC26E (93230)	EA	2									23	19		
P F 00880	CHAIN: feed tape drive 115DC42 (93230)	EA	1									8	22		
P F 00881	3020-185-0137	MANUFACTURE FROM: CHAIN, ROLLER (54 pitches required)	FT				SEE	GRP	9501						
P F 00882	3020-231-8731	LINK, CONNECTING: roller chain	EA	1		*	2	2	*	2	2	15	5		
X2 F 00883	3020-403-7140	LINK, OFFSET: roller chain MS421-41-1RC3CLA (96906)	EA	1		*	2	2	*	2	2	15	5		
X2 H 00884		COLLAR: intermediate gear, electrofilmed finish 319E (93230)	EA	1			SEE	GRP	9901			40	43		
X2 H 00885		COLLAR: sheet detector shaft 3DP175 (93230)	EA	1			SEE	GRP	9901			40	8		
X2 H 00886		COLLAR: sheet detector shaft, electro- filmed finish 319E (93230)	EA	1			SEE	GRP	9901			40	10		
X2 H 00887		COLLAR SHAFT: intermediate feed tape gear, electrofilmed finish 319E (93230)	EA	1			SEE	GRP	9901			8	21		
X2 H 00888		DOWEL: feed plate assembly mounting, shank, 0.2503 in. dia, 9/32 in. lg, electrofilmed finish 539E (93230)	EA	2			SEE	CRP	9901			23	68		
X2 H 00888		DOWEL: side guide, switch plate bracket mounting, 1/4 in. dia, 7/8 in. lg, electrofilmed finish 537E (93230)	EA	1			SEE	GRP	9901			23	92		

(1) SMR CODE	(2) FEDERAL STOCK NUMBER	(3) DESCRIPTION  USABLE ON CODE	(4) UNIT OF MEAS	(5) QTY INC IN UNIT	(6) 30 DAY DS MAINT ALLOWANCE			(7) 30 DAY GS MAINT ALLOWANCE			(8) 1-YR ALW PER 100 EQUIP CNTGY	(9) DEPOT MAINT ALW PER 100 EQUIP	(10) ILLUS- TRATION		
					(a)	(b)	(c)	(a)	(b)	(c)			(a)	(b)	
					1-20	21-50	51-100	1-20	21-50	51-100			FIG. NO.	ITEM NO.	
X2 O 00889	3610-885-5691	FITTING, LUBRICATION: conveyor shaft 439DP54 (93230)	EA	2									23	52	
X2 F 00890		FITTING, LUBRICATION: intermediate gear 439DP51 (93230)	EA	1										8	19
P H 00891		GEAR AND SPROCKET: feeder tape shaft drive, electrofilmed finish 896DC134E (93230)	EA	1				*	*	2	10	4		8	23
X2 H 00892		GEAR, SPUR: feed roller 681DC127 (93230)	EA	1											
X2 H 00893		PIN, STRAIGHT, HEADLESS: gear to sprocket, 0.188 in. dia. 1 3/4 in. lg, electrofilmed finish 1350E (93230)	EA	2				SEE	GRP	9901					
X2 H 00894		SPROCKET: roller gear 396DC134 (93230)	EA	1											
X2 F 00895		GUARD ASSEMBLY, FEEDER DRIVE CHAIN 701DP191 (93230)	EA	1										54	31
X1 00896		GUARD: feeder drive chain 201DP191 (93230)	EA	1											
X1 00897		NUT, PLAIN, WELDING: feeder drive chain guard, 1/4-28 thd size 10DC89 (93230)	EA	1											
X2 F 00898		GUARD, GEAR: feeder tape shaft 201DP175 (93230)	EA	1										23	58
X2 F 00899	GUIDE ASSEMBLY: conveyor 708DP252 (93230)	EA	2										23	51	
X2 F 00900	GUIDE: subassembly 1708DP252 (93230)	EA	2												
X1 00901	BLOCK: conveyor guide 80DP302 (93230)	EA	2												
X2 F 00902	BLOCK, GUIDE: conveyor 80DP301 (93230)	EA	2				SEE	GRP	9901						
X1 00903	GUIDE: conveyor 208DP252 (93230)	EA	2												
X2 F 00904	THUMBSCREW: guide block, 1/4-28 thd size, 5/8 in. lg, cadmium plated, electrofilmed finish 25F11B (93230)	EA	4				SEE	GRP	9901						
P F 00905	3610-876-2307	GUIDE ASSEMBLY, PILE FEEDER: feed plate end 708DP249 (93230)	EA	2	2	2	4	2	2	4	50	20	23	46	
X2 F 00906	GUIDE: subassembly 1708DP249 (93230)	EA	2												
X2 F 00907	BLOCK, GUIDE 80DP301 (93230)	EA	2				SEE	GRP	9901						
X1 00908	GUIDE: feed plate end 208DP249 (93230)	EA	2												
X2 F 00909	THUMBSCREW: guide block, 1/4-28 thd size, 5/8 in. lg, cadmium plated, electrofilmed finish 25F11B (93230)	EA	2				SEE	GRP	9901						
P F 00910	3610-885-5692	GUIDE ASSEMBLY, PILE FEEDER: long 708DP251 (93230)	EA	2	2	2	4	2	2	4	50	20	23	44	
X2 F 00911	GUIDE: subassembly 708DP251 (93230)	EA	2												
X2 F 00912	BLOCK, GUIDE 80DP301 (93230)	EA	2				SEE	GRP	9901						

(1) SMR CODE	(2) FEDERAL STOCK NUMBER	(3) DESCRIPTION  USABLE ON CODE	(4) UNIT OF MEAS	(5) QTY INC IN UNIT	(6) 30 DAY DS MAINT ALLOWANCE			(7) 30 DAY GS MAINT ALLOWANCE			(8) 1-YR ALW PER 100 EQUIP CNTGY	(9) DEPOT MAINT ALW PER 100 EQUIP	(10) ILLUS- TRATION	
					(a)	(b)	(c)	(a)	(b)	(c)			(a)	(b)
					1-20	21-50	51-100	1-20	21-50	51-100			FIG. NO.	ITEM NO.
X1 00913 X2 F 00914		GUIDE: long 208DP251 (93230) THUMBSCREW: guide block, 1/4-28 thd size, 5/8 in. lg, cadium plated, electrofilmed finish	EA	2										
		25F11B (93230)	EA	2				SEE	GRP	9901				
P F 00915 X2 F 00916 X2 F 00917 X1 00918 X2 F 00919	3610-885-5699	GUIDE ASSEMBLY, PILE FEEDER: tape roll end 708DP250 (93230) GUIDE: subassembly 1708DP250 (93230) BLOCK, GUIDE 80DP301 (93230) GUIDE: tape roll end 208DP250 (93230) THUMBSCREW: guide block, 1/4-28 thd size, 5/8 in. lg, cadmium plated, electrofilmed finish	EA	2	2	2	4	2	2	4	50	20	23	45
		25F11 (93230)	EA	2				SEE	GRP	9901				
P 0 00920	3610-874-572	HOLDER ASSEMBLY, BALL: 1h, electrofilmed finish 720DE98E (93230) (Same as HOLDER ASSEMBLY, Stock No. 3610-74-0570, except where individual components are annotated)	EA	2	2	2	2	2	2	2	25	20	23	33
P 0 00921 X2 0 00922	3610-874-0570	HOLDER ASSEMBLY, BALL: 1h, glass 720DP107 (93230) BALL: glass guide 59AG1 (932305) (Used with HOLDER ASSEMBLY, Stock No. 3610-874-0570, only)	EA	2	2	2	2	2	2	2	25	20	23	35
		BALL, BEARING: guide 6001 (93230)	EA	2									26	6
P 0 00923	3110-100-6160	(Used with HOLDER ASSEMBLY, Stock No. 3610-874-572, only) BALL, BEARING: guide 6001 (93230) (Used with HOLDER ASSEMBLY, Stock No. 3610-874-572, only)	EA	2	2	2	2	2	2	2	24	*	26	6
X2 0 00924 X2 0 00925		HOLDER, BALL: electrofilmed finish 220DE98E (93230) RING, RETAINING: guide ball, electro- filmed finish 119AG5E (93230)	EA	4									26	8
		SETScrew, SQUARE HEAD: holder, 1/4-20 thd size, 5/8 in. lg, cadmium plated, electrofilmed finish 2364B (93230)	EA	4				SEE	GRP	9901			26	5
X2 0 00926		HOLDER ASSEMBLY, BALL: rh, electrofilmed finish 720DE97E (93230) (Same as HOLDER ASSEMBLY, Stock No. 3610-874-0569, except where individual components are annotated)	EA	4				SEE	GRP	9901			26	7
P 0 00927	3610-874-0571	HOLDER ASSEMBLY, BALL: rh, electrofilmed finish 720DE97E (93230) (Same as HOLDER ASSEMBLY, Stock No. 3610-874-0569, except where individual components are annotated)	EA	2	2	2	2	2	2	2	25	20	23	32
P 0 00928 X2 0 00929	3610-74-0569	HOLDER ASSEMBLY, BALL: rh, glass 720DP106 (93230) BALL: glass guide 59AG1 (932305) (Used with HOLDER ASSEMBLY, Stock No. 3610-874-0569, only)	EA	2	2	2	2	2	2	2	25	*	23	34
		BALL, BEARING: guide 6001 (93230)	EA	2									26	2
P 0 00930	3110-100-6160	(Used with HOLDER ASSEMBLY, Stock No. 3610-874-0571, only) BALL, BEARING: guide 6001 (93230) (Used with HOLDER ASSEMBLY, Stock No. 3610-874-0571, only)	EA	2	*	2	2	*	2	2	24	*	26	2
X2 0 00931		HOLDER: guide ball, electrofilmed finish 220DE97E (93230)	EA	4									26	4

(1) SMR CODE	(2) FEDERAL STOCK NUMBER	(3) DESCRIPTION  USABLE ON CODE  REF. NUMBER & MFR CODE	(4) UNIT OF MEAS	(5) QTY INC IN UNIT	(6) 30 DAY DS MAINT ALLOWANCE			(7) 30 DAY GS MAINT ALLOWANCE			(8) 1-YR ALW PER 100 EQUIP CNTGY	(9) DEPOT MAINT ALW PER 100 EQUIP	(10) ILLUS- TRATION	
					(a)	(b)	(c)	(a)	(b)	(c)			(a)	(b)
					1-20	21-50	51-100	1-20	21-50	51-100			FIG. NO.	ITEM NO.
X2 O 00932		RING, RETAINING: guide ball, electrofilmed finish 119AG5E (93230)	EA	4				SEE	GRP	9901			26	1
X2 O 00933		SETSCREW, SQUARE HEAD: holder, 1/4-20 thd size, 5/8 in. lg, cadmium plated, electrofilmed finish 2364B (93230)	EA	4				SEE	GRP	9901			26	3
X2 H 00934		HOLDER, BEARING: tape feeder 220DP101 (93230)	EA	2									23	54
X2 O 00935		LATCH ASSEMBLY: guide holdup 760DP92 (93230)	EA	1									23	49
X2 O 00936		LATCH: conveyor guide holdup 260DP92 (93230)	EA	1										
X2 O 00937		PIN, STRAIGHT, HEADLESS conveyor guide holdup latch, 1/8 in. dia, 5/8 in. lg, electrofilmed finish 1298E (93230)	EA	1				SEE	GRP	9901				
X2 H 00938		LEVER ASSEMBLY: drop bar, front 770DP949 (93230)	EA	1									23	71
X2 H 00939		BEARING, ROLLER NEEDLE: lever 72AH60 (93230)	EA	1				SEE	GRP	9901				
X2 H 00940		LEVER: drop bar, front 270DP949 (93230)	EA	1										
X2 H 00941		SETSCREW, SOCKET HEAD: lever cup point 2289 (93230)	EA	1										
X2 H 00942		LEVER ASSEMBLY: drop bar, rear 770DP950 (93230)	EA	1									23	70
X2 H 00943		BEARING, ROLLER NEEDLE 72AH60 (93230)	EA	1				SEE	GRP	9901			35	5
X2 H 00944		LEVER: drop bar, rear 270DP950 (93230)	EA	1									35	6
X2 H 00945		NUT, SELFLOCKING, HEXAGON: adjusting screw, 1/4-28 thd size, electrofilmed finish 10DC10FE (93230)	EA	1				SEE	GRP	9901			35	4
X2 H 00946		SCREW, MACHINE, FILISTER HEAD: bar adjusting, 1/4-28 thd size, 1 1/2 in. lg, electrofilmed finish 17F86E (93230)	EA	1									35	2
X2 H 00947		SETSCREW, SOCKET HEAD: drop bar lever 2289 (93230)	EA	1									35	1
X2 H 00948		WASHER, NONMETALLIC: leather lever bar, 5/16 in. id, 1/2 in. od, 1/16 in. thk 4658 (93230)	EA	1									35	3
X2 O 00949		LEVER ASSEMBLY: feed Jogger, electrofilmed finish 770DC317E (93230)	EA	1									23	77
X2 H 00950		LEVER: subassembly, electrofilmed finish 1770DC317E (93230)	EA	1										
X1 00951		LEVER: feed jogger, electrofilmed finish 270DC317E (93230)	EA	1										
X1 00952		STUD: Jogger connecting link, electrofilmed finish 404DC9214 (93230)	EA	1										
X2 H 00953		SETSCREW, SQUARE HEAD: lever, 3/8-16 thd size, - 3/4 in. lg, electrofilmed finish 2336E (93230)	EA	1				SEE	CGRP	9901				

(1) SMR CODE	(2) FEDERAL STOCK NUMBER	(3) DESCRIPTION  USABLE ON CODE	(4) UNIT OF MEAS	(5) QTY INC IN UNIT	(6) 30 DAY DS MAINT ALLOWANCE			(7) 30 DAY GS MAINT ALLOWANCE			(8) 1-YR ALW PER 100 EQUIP CNTGY	(9) DEPOT MAINT ALW PER 100 EQUIP	(10) ILLUS- TRATION		
					(a)	(b)	(c)	(a)	(b)	(c)			(a)	(b)	
					1-20	21-50	51-100	1-20	21-50	51-100			FIG. NO.	ITEM NO.	
P F 00954	3610-885-8397	LEVER ASSEMBLY: head stop cam roller 770DP966 (93230)	EA	1	*	2	2	*	2	2	19	15	23	7	
X2 F 00955		LEVER: head stop cam roller 270DP966 (93230)	EA	1											
X2 F 00956		NUT, SELF-LOCKING, HEXAGON: cam roller, 1/2-20 thd size 10DC111 (93230)	EA	1											
X2 F 00957		ROLLER, CAM FOLLOWER 47DC76 (93230)	EA	1											
X2 F 00958		SETSCREW, SOCKET HEAD: head stop can roller lever 22F66 (93230)	EA	1											
X2 H 00959		LEVER ASSEMBLY: jogger and sheet detector 770DP979 (93230)	EA	1										23	76
X2 H 00960		LEVER: subassembly 1770DP979 (93230)	EA	1											
X1 00961		LEVER: jogger 270DP979 (93230)	EA	1											
X2 H 00962		STUD: cam roll lever, electrofilmed finish 404DC221E (93230)	EA	1				SEE	GRP	9901					
X2 H 00963		PIN, COTTER: connecting link and cam roller studs 1112 (93230)	EA	2											
X2 H 00964		ROLLER, FEED and LEVER: electrofilmed finish 47AGLE (93230)	EA	1				SEE	GRP	9901					
X2 F 00965		LEVER ASSEMBLY: sheet detector, electro- filmed finish 770DC281E (93230)	EA	1										40	6
X2 F 00966		LEVER: subassembly, electrofilmed finish 1770DC281LE (93230)	EA	1											
X1 00967		LEVER: sheet detector, electrofilmed finish 270DC28E (93230)	EA	1											
X1 00968		STUD, CONTECTING LEVER: electrofilmed finish 404DC229E (93230)	EA	1											
X2 F 00969		SETSCREW, SQUARE HEAD: connecting link lever, 3/8-16 in. thd size, 3/4 in. lg, electrofilmed finish 2336E (93230)	EA	1				SEE	CRP	9901					
X2 F 00970		LEVER ASSEMBLY: sheet detector latch, electrofilmed finish 770DC280E (93230)	EA	1										40	44
X2 F 00971		LEVER: subassembly, electrofilmed finish 1770DC280E (93230)	EA	1											
X1 00972		LEVER: sheet detector, electrofilmed finish 270DC280E (93230)	EA	1											
X1 00973		STUD, CONNECTING LINK: electrofilmed finish 404DC220E (93230)	EA	1											
X2 F 00974	SETSCREW, SOCKET HEAD: latch lever 2289 (93230)														
X2 H 00975	LEVER ASSEMBLY: sheet detector motion, cam roller 770DP969 (93230)	EA	1										40	16	

(1) SMR CODE	(2) FEDERAL STOCK NUMBER	(3) DESCRIPTION  USABLE ON CODE  REF. NUMBER & MFR CODE	(4) UNIT OF MEAS	(5) QTY INC IN UNIT	(6) 30 DAY DS MAINT ALLOWANCE			(7) 30 DAY GS MAINT ALLOWANCE			(8) 1-YR ALW PER 100 EQUIP CNTGY	(9) DEPOT MAINT ALW PER 100 EQUIP	(10) ILLUS- TRATION	
					(a)	(b)	(c)	(a)	(b)	(c)			(a)	(b)
					1-20	21-50	51-100	1-20	21-50	51-100			FIG. NO.	ITEM NO.
X2 H 00976		LEVER, MOTION CAN ROLLER: subassemblyEA 1770DP969 (93230)	EA	1										
X1 00977		LEVER: motion cam roll 270DC288 (93230)	EA	1										
X1 00978		STUD: motion cam link 404DC228 (93230)	EA	1										
X1 00979		STUD: motion link lever 404DC227 (93230)	EA	1										
X2 H 00980		PIN, COTTER: connecting link lever studs, 3/32 in. dia. 3/4 in. lg 1113 (93230)	EA	2										
X2 H 00981		PIN, SPRING: cam roller lever, electro- filmed finish 1182E (93230)	EA	1				SEE	GRP	9901				
X2 H 00982		ROLLER, FEED: cam lever, 3/8 in. id, 7/8 in. od, 7/16 in. thk, electrofilmed finish 47AG6E (93230)	EA	1				SEE	GRP	9901				
X2 F 00983		LEVER ASSEMBLY: sheet detector motion electrofilmed finish 770DC312E (93230)	EA	1									40	5
X2 F 00984		LEVER SUBASSEMBLY: sheet detector motion, electrofilmed finish 1770DC312E (93230)	EA	1										
X1 00985		LEVER: sheet detector, electrofilmed finish 270DC312E (93230)	EA	1										
X2 F 00986		STUD: lever, sheet detector, electro- filmed finish 404DC226E (93230)	EA	1				SEE	GRP	9901				
X2 F 00987		SETSCREW, SOCKET HEAD: sheet detector motion lever 2289 (93230)	EA	1										
P H 00988	3610-885-8401	LEVER ASSEMBLY, SIDE GUIDE: cam roller 770DP954 (93230)	EA	1				*	2	2	19	15	23	84
X2 H 00989		LEVER: side guide cam roller 270DP954 (93230)	EA	1									38	14
X2 H 00990		PIN, COTTER: cam roller stud 1112 (93230)	EA	1									38	6
X2 H 00991		PIN, STRAIGHT, HEADLESS: side guide cam roller lever, 1/8 in. dia, 1 in. lg, electrofilmed finish 1320E (93230)	EA	1									38	7
X2 H 00992		STUD: side guide cam roller 404DP1446 (93230)	EA	1									38	8
X2 H 00993		ROLLER, FEED CAM LEVER: electrofilmed finish 47AG5E (93230)	EA	1									38	9
12 F 00994		LINK ASSEMBLY: switch plate motion 765DP352 (93230)	EA	1									23	81
X2 F 00995		LINK: switch plate motion 265DP352 (93230)	EA	1									38	3
X2 F 00996		NUT, PLAIN, HEXAGON: switch plate connecting link 10DP115 (93230)	EA	1									38	4
X2 F 00997		NUT, PLAIN, HEXAGON: switch plate connecting link, 3/8-24 thd size, cadmium plated, electrofilmed finish 1037B (93230)	EA	1									38	2

(1) SMR CODE	(2) FEDERAL STOCK NUMBER	(3) DESCRIPTION  USABLE ON CODE	(4) UNIT OF MEAS	(5) QTY INC IN UNIT	(6) 30 DAY DS MAINT ALLOWANCE			(7) 30 DAY GS MAINT ALLOWANCE			(8) 1-YR ALW PER 100 EQUIP CNTGY	(9) DEPOT MAINT ALW PER 100 EQUIP	(10) ILLUS- TRATION	
					(a)	(b)	(c)	(a)	(b)	(c)			(a)	(b)
					1-20	21-50	51-100	1-20	21-50	51-100			FIG. NO.	ITEM NO.
X2 F 00998		ROD END: spherical, connecting link, 1h 499DP795 (93230)	EA	1									38	5
X2 F 00999		ROD END: spherical, connecting link, rh 499DP796 (93230)	EA	1									38	1
X2 H 01000		LINK, COINECTING: head stop shaft lever, electrofilmed finish 265DC77E (93230)	EA	1									40	3
X2 F 01001		LINK, CONNECTING jogger 265DC72 (93230)	EA	1									23	74
X2 H 01002		LINK, HEAD-STOP ASSEMBLY: head stop motion connection 765DP362 (93230)	EA	1									23	3
X1 01003		LINK: head stop 265DP362 (93230)	EA	1										
X1 01004		STUD: cam roller lever 404DP1487 (93230)	EA	1										
X1 01005		STUD: head stop motion lever 404DP1499 (93230)	EA	1										
X2 H 01006		LINK: sheet detector cam, electrofilmed finish 265DC76E (93230)	EA	1									40	4
X2 0 01007		NUT, PLAIN, HEXAGON: conveyor guide holdup latch stud, No. 10-32 thd size, electrofilmed finish 1000E (93230)	EA	1									23	47
X2 F 01008		NUT, ROUND, KNURLED: intermediate gear stud thumbscrew electrofilmed finish 10DC10FE (932305)	EA	1				SEE	CRP	9901			8	18
X2 H 01009		NUT, SELF-LOCKING, HEXAGON: head stop adjustment poppet 10DP18 (93230)	EA	1									23	12
X2 H 01010		NUT, SELF-LOCKING, HEXAGON: head stop lever stud mounting 10DP124 (93230)	EA	1									23	4
X2 H 01011		NUT, SELF-LOCKNIG, HEXAGON: intermediate gear stud 10DP124 (93230)	EA	1									41	35
X2 F 01012		NUT, SELF-LOCKING, HEXAGON: intermediate gear stud mounting 10DP124 (93230)	EA	1									8	24
X2 H 01013		NUT, SELF-LOCKING, HEXAGON: intermediate shaft, 1/4-28 thd size, electrofilmed finish 10DC10FE (93230)	EA	1				SEE	GRP	9901			41	34
X2 H 01014		NUT, SELF-LOCKING, HEXAGON: jogger spring lever stud mounting 10DP118 (93230)	EA	1									41	56
X2 H 01015		NUT, SELF-LOCKIIG, HEXAGON: sheet detector can roller lever stud mounting 10DP120 (93230)	EA	1									53	25
X2 H 01016		PIN, COTTER: cam roller stud 1114 (93230)	EA	1									23	82
X2 H 01017		PIN, COTTER: head stop link assembly 1114 (93230)	EA	2									23	1
X2 H 01018		PIN, COTTER: jogger lever mounting assembly 1114 (93230)	EA	1									23	75
X2 F 01019		PIN, COTTER: link 1113 (93230)	EA	2									23	73

(1) SMR CODE	(2) FEDERAL STOCK NUMBER	(3) DESCRIPTION  USABLE ON CODE	(4) UNIT OF MEAS	(5) QTY INC IN UNIT	(6) 30 DAY DS MAINT ALLOWANCE			(7) 30 DAY GS MAINT ALLOWANCE			(8) 1-YR ALW PER 100 EQUIP CNTGY	(9) DEPOT MAINT ALW PER 100 EQUIP	(10) ILLUS- TRATION	
					(a)	(b)	(c)	(a)	(b)	(c)			(a)	(b)
					1-20	21-50	51-100	1-20	21-50	51-100			FIG. NO.	ITEM NO.
X2 H 01020		PIN, COTTER: plate rod mounting 1114 (93230)	EA	1									23	63
X2 H 01021		PIN, COTTER: sheet detector cam roller lever stud 1113 (93230)	EA	1									40	14
X2 F 01022		PIN, COTTER: switch plate motion connecting link assembly 1112 (93230)	EA	2									23	80
X2 F 01023		PIN, STRAIGHT, HEADLESS: side guide, switch plate bracket stop, 0.250 in. dia, 3/4 in. lg, electrofilmed finish 1369E (93230)	EA	1				SEE	GRP	9901			23	89
X2 H 01024		PIN, TAPERED, PLAIN: sheet flattening shaft assembly, 0.193 in. dia, 1 1/4 in. lg, electrofilmed finish 1518E (93230)	EA	2				SEE	CRP	9901			23	69
X2 H 01025		PIN, THREADED: cam roller spring, No. 10-32 thd size, 1/2 in. lg thd 12DP33 (93230)	EA	1									40	13
X2 F 01026		PLATE ASSEMBLY, CONVEYOR 836DP789 (93230)	EA	1									23	61
X2 F 01027		BAR, SUPPORT: feed plate 63DP503 (93230)	EA	1									30	7
X2 F 01028		BOLT, MACHINE: conveyor belt, 1/4-20 thd size, 7/8 in. lg, electrofilmed finish 24DC63E (93230)	EA	1									30	9
X2 F 01029		BRACKET ASSEMBLY: feed tape roller 590DP1253 (93230)	EA	4									30	21
X2 F 01030		BRACKET: feed tape roller 90DP1253 (93230)	EA	4										
X2 F 01031		PIN, STRAIGHT, HEADLESS: bracket, tape roller, 0.249 in. di6, 0.156 in. lg, electrofilmed finish 331AG50E (93230)	EA	4										
X2 F 01032		PULLEY ASSEMBLY: feed tape 843DC168 (93230)	EA	4										
X2 F 01033		BEARING, BELT IDLER 72AG5 (93230)	EA	4										
X2 F 01034		PULLEY, TAPE 343DC168 (93230)	EA	4										
X2 F 01035		WASHER, SPRING 45DP173 (93230)	EA	8										
X2 F 01036		BRACKET, SUPPORT: guide shaft 90DP1254 (93230)	EA	1									30	18
X2 F 01037		BRACKET, SUPPORT: guide shaft 90DP1255 (93230)	EA	1									30	17
X2 F 01038		COLLAR: support shaft, electrofilmed finish 302E (93230)	EA	2									30	12
X2 F 01039		NUT, PLAIN, HEXAGON: conveyor plate, 1/4-28 thd size, electrofilmed finish 10F04E (93230)	EA	1				SEE	GRP	9901			30	1
X2 F 01040		NUT, SELFLOCKING, HEXAGON: bracket 10DP125 (93230)	EA	4									30	15
X2 F 01041		NUT, SELFLOCKING, HEXAGON: conveyor plate 10P125 (93230)	EA	2									30	4
X2 F 01042		NUT, SEF-LOCKING, HEXAGON: conveyor plate screw, 1/4-20 thd size 10DP126 (93230)	EA	1									30	8



(1) SMR CODE	(2) FEDERAL STOCK NUMBER	(3) DESCRIPTION  USABLE ON CODE	(4) UNIT OF MEAS	(5) QTY INC IN UNIT	(6) 30 DAY DS MAINT ALLOWANCE			(7) 30 DAY GS MAINT ALLOWANCE			(8) 1-YR ALW PER 100 EQUIP CNTGY	(9) DEPOT MAINT ALW PER 100 EQUIP	(10) ILLUS- TRATION	
					(a)	(b)	(c)	(a)	(b)	(c)			(a)	(b)
					1-20	21-50	51-100	1-20	21-50	51-100			FIG. NO.	ITEM NO.
X2 F 01043		PLATE, CONVEYOR: subassembly 1836DP789 (93230)	EA	1									30	22
X1 01044		BLOCK, BRACKET: feed tape roller 80DE285 (93230)	EA	8										
X1 01045		PLATE, CONVEYOR 336DP789 (93230)	EA	1										
X1 01046		RIVET, SOLID: conveyor plate, 5/32 in. dia, 3/4 in. lg, electrofilmed finish 3715E (93230)	EA	16										
X2 F 01047		SCREW, CALIPER ABUTMENT 1/4-28 thd size, 1 11/16 in. lg 24DP126 (93230)	EA	1									30	3
X2 F 01048		SCREW, CAP, HEXAGON HEAD: bracket mounting, 1/420 thd size, 3/4 in. lg, electrofilmed finish 1953E (93230)	EA	8									30	19
X2 F 01049		SCREW, CAP, SOCKET HEAD: plate to support bar, 3/16-18 thd size, 1 1/4 in. lg 19DP13 (93230)	EA	2									30	6
X2 F 01050		SCREW, SOCKET HEAD: conveyor plate, 5/16-18 thd size, 1 in. lg 19DP14 (93230)	EA	4									30	16
X2 F 01051		SETSCREW, SOCKET HEAD: support bracket 22F62 (93230)	EA	2									30	10
X2 F 01052		SETSCREW, SOCKET HEAD: support shaft collar 2289 (93230)	EA	2									30	1
X2 F 01053		SHAFT, SUPPORT: conveyor guide 380DP953 (93230)	EA	1									30	14
X2 F 01054		SLEEVE, CONVEYOR GUIDE 395DP131 (93230)	EA	1									30	13
X2 F 01055		WASHER, FLAT: bracket mounting, 0.265 in. id, 0.625 in. od, 0.049 in. thk, electrofilmed finish 4544E (93230)	EA	8									30	20
X2 F 01056		WASHER, FLAT: conveyor plate, 17/64 in. id, 1/2 in. od, 0.028 in. thk, electro- filmed finish 4550E (93230)	EA	1				SEE	GRP	9901			30	2
X2 F 01057		WASHER, FLAT: plate to support bar screw, 21/64 in. id, 9/16 in. od, 1/32 in. thk, electrofilmed finish 4685E (93230)	EA	2									30	5
X2 H 01058		PLATE ASSEMBLY: feed 836DP787 (93230)	EA	1									23	67
X2 H 01059		BLOCK, SUPPORT: electrofilmed finish 90DC259E (93230)	EA	2				SEE	GRP	9901			36	37
X2 H 01060		BLOCK, SUPPORT: shaft, electrofilmed finish 90DC259E (93230)	EA	3				SEE	GRP	9901			36	41
X2 H 01061		BOLT, MACHINE: conveyor board, 5/16-18 thd size, 1 in. lg, electrofilmed finish 1940E (93230)	EA	2									36	46
X2 H 01062		BOLT, MACHINE: side Jogger bracket, 5/16-18 thd size, 1 in. lg, electrofilmed finish 1940E (93230)	EA	2				SEE	GRP	9901			36	1

(1) SMR CODE	(2) FEDERAL STOCK NUMBER	(3) DESCRIPTION  USABLE ON CODE	(4) UNIT OF MEAS	(5) QTY INC IN UNIT	(6) 30 DAY DS MAINT ALLOWANCE			(7) 30 DAY GS MAINT ALLOWANCE			(8) 1-YR ALW PER 100 EQUIP CNTGY	(9) DEPOT MAINT ALW PER 100 EQUIP	(10) ILLUS- TRATION	
					(a)	(b)	(c)	(a)	(b)	(c)			(a)	(b)
					1-20	21-50	51-100	1-20	21-50	51-100			FIG. NO.	ITEM NO.
X2 H 01063		BOLT, MACHINE: side jogger bracket, 5/16-15 thd size, 1 in. lg, electrofilmed finish 1940E (93230)	EA	2				SEE	GRP	9901			36	30
X2 H 01064		BRACKET ASSEMBLY, JOGGER: 1h, electro- filmed finish 590DE284E (93230)	EA	1									36	6
X2 H 01065		BRACKET: jogger, 1h, electrofilmed finish 90DE284E (93230)	EA	1									36	10
X2 H 01066		BRACKET: jogger, 1h, electrofilmed finish 90DE286E (93230)	EA	1									36	12
X2 H 01067		NUT, ROUND, KNURLED: Jogger bracket, 1/4-28 thd size electrofilmed finish 10DC10FE (932305)	EA	1				SEE	GRP	9901			36	7
X2 H 01068		PIN, STRAIGHT, THREADED: 1/4-28 thd size, 2 5/8 in. lg, electrofilmed finish 24DC54E (93230)	EA	1				SEE	CRP	9901			36	11
X2 H 01069		PLUNGER: spring, jogger bracket, electrofilmed finish 39DC1E (93230)	EA	1				SEE	GRP	9901			36	8
X2 H 01070		SCREW, ROUND HEAD, KNURLED: jogger bracket, 1/4-28 thd size, 9/16 in. lg, electrofilmed finish 21F59E (93230)	EA	1				SEE	GRP	9901			36	5
X2 H 01071		SPRING, HELICAL, COMPRESSION: jogger bracket plunger 28DC44 (93230)	EA	1				SEE	CGRP	9901			36	9
X2 H 01072		BRACKET ASSEMBLY, JOGGER: rh, electro- filmed finish 590DE283E (93230)	EA	1									36	14
X2 H 01073		BRACKET: adjusting, Jogger, rh, electrofilmed finish 90DE285E (93230)	EA	1									36	20
X2 H 01074		BRACKET: Jogger, rh, electrofilmed finish 90DE283E (93230)	EA	1									36	18
X2 H 01075		NUT, ROUND, KNURLED: Jogger bracket, 1/4-28 thd size electrofilmed finish 10DC10FE (93230)	EA	1				SEE	GRP	9901			36	15
X2 H 01076		PIN, STRAIGHT, THREADED: 1/4-28 thd size, 2 5/8 in. lg, electrofilmed finish 24DC54E (93230)	EA	1				SEE	GLP	9901			36	19
X2 H 01077		PLUNGER: spring bracket, electrofilmed finish 39DC1E (93230)	EA	1				SEE	GRP	9901			36	16
X2 H 01078		SCREW, ROUND HEAD, KNURLED: 1/4-28 thd size, 9/16 in. lg, electrofilmed finish 21F59E (93230)	EA	1				SEE	GRP	9901			36	13
P H 01079	3610-246-7593	SPRING, HELICAL, COMPRESSION: Jogger plunger bracket 28DC44 (93230)	EA	1				SEE	CGRP	9901			36	17
X2 H 01080		BRACKET, GUIDE: side jogger, front 90DP1249 (93230)	EA	1									36	31
X2 H 01081		BRACKET, GUIDE: side Jogger, rear 90DP1250 (93230)	EA	1									36	2
X2 H 01082		CLAMP: conveyor board 118DP146 (93230)	EA	2									36	47

(1) SMR CODE	(2) FEDERAL STOCK NUMBER	(3) DESCRIPTION  USABLE ON CODE	(4) UNIT OF MEAS	(5) QTY INC IN UNIT	(6) 30 DAY DS MAINT ALLOWANCE			(7) 30 DAY GS MAINT ALLOWANCE			(8) 1-YR ALW PER 100 EQUIP CNTGY	(9) DEPOT MAINT ALW PER 100 EQUIP	(10) ILLUS- TRATION	
					(a)	(b)	(c)	(a)	(b)	(c)			(a)	(b)
					1-20	21-50	51-100	1-20	21-50	51-100			FIG. NO.	ITEM NO.
X2 H 01083		COLLAR: latch stud, electrofilmed finish 3DC88E (93230)	EA	1				SEE	GRP	9901			36	34
X2 H 01084		DOWEL: side Jogger bracket, ¼ in. dia, ¾ in. lg, electrofilmed finish 535E (93230)	EA	2				SEE	GRP	9901			36	3
X2 H 01085		DOWEL; side Jogger bracket, ¼ in. dia, ¾ in. lg, electrofilmed finish 535E (93230)	EA	2				SEE	GRP	9901			36	32
X2 H 01086		LATCH: sheet detector, electrofilmed finish 260DC14E (93230)	EA	1									36	39
X2 H 01087		LINK, CONNECTING: sheet detector, electro- filmed finish 265DC74E (93230)	EA	1									36	35
X2 H 01088		PIN, COTTER: switch lever shaft 1113 (93230)	EA	2									36	4
X2 F 01089		PLATE ASSEMBLY: switch 836DP801 (93230)	EA	1									23	88
X2 H 01090		PLATE, FEED 336DP787 (93230)	EA	1									36	48
X2 F 01091		PLATE, SWITCH side guide 336DP801 (93230)	EA	1										
X2 H 01092		ROD, LATCH: sheet detector, electrofilmed finish 370DC115E (93230)	EA	1									36	38
X2 H 01093		SCREW, MACHINE: shaft, ¼-28 thd size, 5/8 in. lg, electrofilmed finish 1766E (93230)	EA	3				SEE	GRP	9901			36	40
X2 H 01094		SCREW, MACHINE: support block, No. 10-32 thd size, 1 ¼ in. lg, electro- filmed finish 1766E (93230)	EA	2				SEE	GRP	9901			36	36
X2 H 01095		SETSCREW: latch stud collar 22F66 (93230)	EA	1									36	33
X2 H 01096		SETSCREW, SQUARE HEAD: sheet detector latch, ¼-28 thd size, 5/8 in. lg, cadmium plated, electrofilmed finish 23F14B (93230)	EA	6				SEE	GRP	9901			36	42
X2 H 01097		SHAFT ASSEMBLY, JOGGER SWITCH LEVER 880DP942 (93230)	EA	1									36	21
X2 H 01098		CLIP: switch lever 29DC21 (93230)	EA	1									36	25
X2 H 01099		LEVER, SWITCH: subassembly, electrofilmed finish 1770DC260E (93230)	EA	1									36	29
X2 H 01100		LEVER, SWITCH: electrofilmed finish 270DC260E (93230)	EA	1										
X2 H 01101		PIN: switch lever roller 4248 (93230)	EA	1										
X2 H 01102		ROLLER, LEVER : switch, electrofilmed finish 47DC14E (93230)	EA	1										
X2 H 01103		LINK, TOGGLE 265DP351 (93230)	EA	1									36	23
X2 H 01104		PIN: toggle link, electrofilmed finish 43DC6E (93230)	EA	1									36	22

(1) SMR CODE	(2) FEDERAL STOCK NUMBER	(3) DESCRIPTION  USABLE ON CODE	(4) UNIT OF MEAS	(5) QTY INC IN UNIT	(6) 30 DAY DS MAINT ALLOWANCE			(7) 30 DAY GS MAINT ALLOWANCE			(8) 1-YR ALW PER 100 EQUIP CNTGY	(9) DEPOT MAINT ALW PER 100 EQUIP	(10) ILLUS- TRATION	
					(a)	(b)	(c)	(a)	(b)	(c)			(a)	(b)
					1-20	21-50	51-100	1-20	21-50	51-100			FIG. NO.	ITEM NO.
X2 H 01105  1509E		PIN, TAPPERED, PLAIN: switch lever shaft assembly, 0.127 in. dia, ¼ in. lg, electrofilmed finish (93230)	EA	1									36	27
X2 H 01106  17F74E		SCREW, RACHINE: spring, clip, ¼-28 thd size, 3/8 in. lg, electrofilmed finish (93230)	EA	1				SEE	GRP	9901			36	24
X2 H 01107		SETSCREW, SOCKET HEAD: switch lever 2289 (93230)	EA	1									36	26
X2 H 01108		SHAFT: Jogger switch, electrofilmed finish 380DP942E (93230)	EA	1									36	28
X2 H 01109		SHAFT, SUPPORT: sheet tongue, electrofilmed finish 380DC245E (93230)	EA	1									36	45
X2 H 01110		SHOE: sheet tongue, 13/64 in. dia, 5/32 in. Thk 2714 (93230)	EA	6				SEE	GRP	9901			36	43
X2 F 01111		STUD, LINK: switch plate 4040DP148 (93230)	EA	2										
X2 F 01112		STUD, LINK: switch plate connecting 404DP1449 (93230)	EA	1										
X2 F 01113 PH 0111	3610-496-3448	STUD, PLATE: switch 404DP1450 (93230) TONGUE ASSEMBLY: feed plate sheet 913DC4E (93230)	EA	1 6				4	7	15	175	120	36	44
X1 01115		BLOCK, TONGUE: electrofilmed finish 80DC53E (93230)	EA	6										
X1 01116		TONGUE, SHEET: electrofilmed finish 413DP4E (93230)	EA	6										
X2 H 01117		POPPET: head stop adjustment 499DP809 (93230)	EA	1									23	13
X2 H 01118		ROD ASSEMBLY: sheet detector lever 870DP324 (93230)	EA	1									40	2
X2 H 01119		FINGER, SHEET DETECTOR: electrofilmed finish 160DC38E (93230)	EA	1									37	3
X2 H 01120		LEVER: sheet detector, electrofilmed finish 270DC313E (93230)	EA	1									37	9
X2 H 01121		PIN, COTTER: detector lever 1104 (93230)	EA	1									37	1
X2 H 01122		PIN, COTTER: lever stud 1112 (93230)	EA	1									37	7
X2 H 01123		PIN, COTTER: sheet detector finger 1104 (93230)	EA	1									37	4
X2 H 01124		PIN, STRAIGHT, HEADED: detector lever shank, 0.187 in. dia, 2 1/32 in. lg, electrofilmed finish 331DC148E (93230)	EA	1									37	2
12 H 01125		ROD, LEVER: subassembly 1870DP324 (93230)	EA	1									37	10
X1 01126		ROD: sheet detector lever 370DP324 (93230)	EA	1										

(1) SMR CODE	(2) FEDERAL STOCK NUMBER	(3) DESCRIPTION  USABLE ON CODE	(4) UNIT OF MEAS	(5) QTY INC IN UNIT	(6) 30 DAY DS MAINT ALLOWANCE			(7) 30 DAY GS MAINT ALLOWANCE			(8) 1-YR ALW PER 100 EQUIP CNTGY	(9) DEPOT MAINT ALW PER 100 EQUIP	(10) ILLUS- TRATION	
					(a)	(b)	(c)	(a)	(b)	(c)			(a)	(b)
					1-20	21-50	51-100	1-20	21-50	51-100			FIG.	ITEM
X1 01127		STUD: sheet detector 404DC231 (93230)	EA	1										
X2 H 01128		STUD: connecting link, electrofilmed finish 404DC220E (93230)	EA	1								37	6	
X2 H 01129		WASHER, FLAT : lever stud, 5/16 in. id, 5/8 in. od, 1/32 in. thk, electrofilmed finish 4679E (93230)	EA	2								37	8	
X2 H 01130		WASHER, FLAT: lever stud, 17/64 in. id, ½ in. od, 0.028 in. thk, electrofilmed finish 4550E (93230)	EA	2				SEE	GRPP	9901		37	5	
PH 01131	3610-805-3349	ROLLER, SHEET, FLATTENING 880DP948 (93230)	EA	1				*	2	2	19	15	23	72
X1 01132		HEAD, SHAFT: sheet flattening 21DP138 (93230)	EA	1										
X1 01133		SHAFT: sheet flattening 380DP948 (93230)	EA	1										
X2 H 01134		SCREW, ADJUSTINC: head stop, 5/16-24 thd size, 1 in. lg, cadmium plated, electrofilmed finish 243DC52B (93230)	EA	2									23	16
X2 H 01135		SCREW, CAP, HEXAGON HEAD: feed plate assembly mounting, 3/8-16 thd size, 1 ¼ in. lg, electrofilmed finish 1960E (93230)	EA	2				SEE	GRP	9901			23	66
X2 H 01136		SCREW, CAP, HEXAGON HEAD: feed plate assembly mounting, 3/8-16 thd size, 1 in. lg, electrofilmed finish 1958E (93230)	EA	2				SEE	GRP	9901			23	65
X2 H 01137		SCREW, CAP, HEXAGON HEAD: head stop adjustment poppet 2085 (93230)	EA	1									23	10
X2 F 01138		SCREW, CAP, HEXAGON HEAD: side guide spring block assembly mounting, ¼-28 thd size, 1 ¼ in. lg, electrofilmed finish 20F17E (93230)	EA	2									41	58
X2 )-1 01139		SCREW, CAP, HEXAGON HEAD: sheet detector bracket, ¼-28 thd size, 1 in. lg, cadmium plated, electrofilmed finish 19F32B (93230)	EA	2									23	26
X2 H 01140		SCREW, CAP, SOCKET HEAD: detector trip shaft bearing 20F56 (93230)	EA	6									53	19
X2 H 01141		SCREW, CAP, SOCKET HEAD: drop bar support bearing 21AL18 (93230)	EA	6									53	37
X2 F 01142		SCREW, CAP, SOCKET HEAD: feeder drive chain guard mounting 20F76 (93230)	EA	2									54	30
X2 F 01143		SCREW, CAP, HEXAGON HEAD: feeder drive chain guard mounting 20F77 (93230)	EA	2									54	29
X2 H 011044		SCREW, CAP, SOCKET HEAD: front guide, 3/8-16 thd size, 1 ¼ in. lg, cadmium plated, electrofilmed finish 1964B (93230)	EA	2				SEE	GRP	9901			41	1
X2 H 01145		SCREW, CAP, SOCKET HEAD: sheet detector latch lever assembly 20F77 (93230)55	EA	2									40	50

(1) SMR CODE	(2) FEDERAL STOCK NUMBER	(3) DESCRIPTION  USABLE ON CODE	(4) UNIT OF MEAS	(5) QTY INC IN UNIT	(6) 30 DAY DS MAINT ALLOWANCE			(7) 30 DAY GS MAINT ALLOWANCE			(8) 1-YR ALW PER 100 EQUIP CNTGY	(9) DEPOT MAINT ALW PER 100 EQUIP	(10) ILLUS- TRATION	
					(a)	(b)	(c)	(a)	(b)	(c)			(a)	(b)
					1-20	21-50	51-100	1-20	21-50	51-100			FIG.	ITEM
X2 H 01146		SCREW, CAP, SOCKET HEAD: sheet detector support bracket mounting 20F77 (93230)	EA	3								41	66	
X2 F 01147		SCREW, CAP, SOCKET HEAD: side guide, switch plate bracket mounting 2087 (93230)	EA	2								23	90	
X2 F 01L48		SCREW, MACHINE: feeder tape shaft gear guard, No. 10/32 thd size, ½ in. lg, electrofilmed finish 1759E (93230)	EA	2				SEE	GRP	9901		23	57	
X2 H 01149		SCREW, MACHINE: head stop shaft assembly, 5/8-16 thd size, ¾ in. lg, electrofilmed finish 1797E (93230)	EA	1								23	17	
X2 H 01150		SETSCREW, SOCKET HEAD: feed plate support bar stud 22F62 (93230)	EA	2								23	53	
X2 H 01151		SETSCREW, SOCKET HEAD: head stop, 5/16-18 thd size, 3/8 in. Lg 2282 (93230)	EA	2								23	14	
X2 H 01152		SETSCREW, SOCKET HEAD: intermediate feed tape gear collar 2289 (93230)	EA	1								8	20	
X2 F 01153		SETSCREW, SOCKET HEAD: intermediate gear collar 3/8-16 thd size, 3/8 in. Lg 2289 (93230)	EA	1								40	42	
X2 H 01154		SETSCREW, SOCKET HEAD: sheet detector shaft collar 2289 (93230)	EA	1								40	9	
X2 H 01155		SETSCREW, SOCKET HEAD: sheet detector shaft collar 22F66 (93230)	EA	1								40	7	
X2 H 01156		SETSCREW, SOCKET HEAD: stud mounting 22F66 (93230)	EA	2								23	59	
X2 H 01157		SETSCREW, SOCKET HEAD: tape tightener bearing 2289 (93230)	EA	2								4	6	
X2 H 01158		SETSCREW, SOCKET HEAD: trolley lever shaft 2284 (93230)	EA	2								40	1	
S2 H 01159		SETSCREW, SQUARE HEAD: head stop adjustment poppet, 3/8-16 thd size, 1 ¼ in. electrofilmed finish 2340E (93230)	EA	1								23	11	
X2 H 01160		SHAFT ASSEMBLY: feed tape, electrofilmed finish 880DC289E (93230)	EA	1								23	56	
X2 H 01161		GEAR, SPUR: feed tape shaft 181DC129 (93230)	EA	1								34	2	
X2 H 01162		KEY, WOODRUFF: feed tape shaft, 3/16 in. dia, ¼ in. lg, electrofilmed finish 986E (93230)	EA	1				SEE	GRP	9901		34	3	
X2 H 01163		SETSCREW, HEADLESS: feed tape gear 2324 (93230)	EA	1								34	1	
X2 H 01164		SHAFT: feed tape, electrofilmed 380DC289E (93230)	EA	1								34	4	
X2 H 01165		SHAFT ASSEMBLY: head stop 880DP965 (93230)	EA	1								23	24	

(1) SMR CODE	(2) FEDERAL STOCK NUMBER	(3) DESCRIPTION  USABLE ON CODE	(4) UNIT OF MEAS	(5) QTY INC IN UNIT	(6) 30 DAY DS MAINT ALLOWANCE			(7) 30 DAY GS MAINT ALLOWANCE			(8) 1-YR ALW PER 100 EQUIP CNTGY	(9) DEPOT MAINT ALW PER 100 EQUIP	(10) ILLUS- TRATION	
					(a)	(b)	(c)	(a)	(b)	(c)			(a)	(b)
					1-20	21-50	51-100	1-20	21-50	51-100			FIG.	ITEM
X2 H 01166		COLLAR, SPRING: head stop shaft, electrofilmed finish 122DC44E (93230)	EA	1									32	6
PH 01167	3610-427-5550	GUIDE: head stop shaft, electrofilmed finish 208DC53E (93230)	EA	7				4	7	14	170	70	32	9
PH 01168	3610-374-2581	GUIDE ASSEMBLY, front, electrofilmed finish 720DC100E (93230)	EA	4				2	4	8	99	40	32	13
X2 H 01169		GUIDE, FRONT electrofilmed finish 320DC1000E (93230)	EA	4									32	25
X2 H 01170		PIN ASSEMBLY, SPRING: electrofilmed finish 831DC424E (93230)	EA	4									32	18
X2 H 01171		PIN, SPRING: front guide, electrofilmed finish 331DC424E (93230)	EA	4									32	20
X2 H 01172		PIN, STRAIGHT, HEADLESS: 1/8 in. dia, 1/2 in. lg, electrofilmed finish 1311E (93230)	EA	4									32	19
X2 H 01173		PIN: front guide, electrofilmed finish 331DC480E (93230)	EA	4									32	23
X2 H 01174		PLATE ASSEMBLY: front guide, electrofilmed finish 836DC735E (93230)	EA	4									32	16
X1 01175		PLATE GUIDE: front, electrofilmed finish 336DC735E (93230)	EA	4										
X1 01176		SHIM, GUIDE 398DC13 (93230)	EA	4										
X2 H 01177		SCREW, ADJUSTING: front guide electrofilmed finish 24DC121E (93230)	EA	4									32	14
X2 H 01178		SCREW, ROUND HEAD, KNURLED: front guide, tongue, 1/4-28 thd size, 0.312 in. lg, electrofilmed finish 24DC67E (93230)	EA	4									32	22
X2 H 01179		SETSCREW, SQUARE HEAD: front guide, 1/4-28 thd size, 5/8 in. lg, cadmium plated, electrofilmed finish 23F4B (93230)	EA	4				SEE	GRP	9901			32	11
X2 H 01180		SPRING: adjusting screw 2854 (93230)	EA	4									32	17
X2 H 01181		SPRING, GUIDE: front, electrofilmed finish 413DC211E (93230)	EA	4									32	15
PH 01182	3610-256-7173	SPRING, HELICAL, COMPRESSION: tongue screw 28DM194 (93230)	EA	4				2	3	6	72	40	32	24
PH 01183	3610-256-7176	SPRING, HELICAL, COMPRESSION: top plunger 28DC58 (93230)	EA	4				SEE	GRP	9901			32	21
X2 H 01184		KEY, GIB: head stop, electrofilmed finish 194DM45E (93230)	EA	4									32	26
X2 H 01185		KEY, GIB: sheet guide, electrofilmed finish 195DM146E (93230)	EA	7									32	10
X2 H 01186		KEY, MACHINE: motion lever, 1 3/4 in. lg, 3/8 in. sq., electrofilmed finish 8DCIOE (93230)	EA	1									32	4

(1) SMR CODE	(2)  FEDERAL STOCK NUMBER	(3) DESCRIPTION  USABLE ON CODE	(4) UNIT OF MEAS	(5) QTY INC IN UNIT	(6) 30 DAY DS MAINT ALLOWANCE			(7) 30 DAY GS MAINT ALLOWANCE			(8) 1-YR ALW PER 100 EQUIP CNTGY	(9) DEPOT MAINT ALW PER 100 EQUIP	(10) ILLUS- TRATION	
					(a)	(b)	(c)	(a)	(b)	(c)			(a)	(b)
					1-20	21-50	51-100	1-20	21-50	51-100			FIG. NO.	ITEM NO.
X2 H 01187		LEVER, MOTION: head stop 270DP975 (93230)	EA	1									32	3
X2 H 01188		SETSCREW, SOCKET HEAD: motion lever 2289 (93230)	EA	1									32	1
X2 H 01189		SETSCREW, SOCKET HEAD: spring collar motion lever 2289 (93230)	EA	2									32	5
X2 H 01190		SETSCREW, SQUARE HEAD: sheet guide, ¼-20 thd size, 5/8 in. lg, cadmium plated, electrofilmed finish 2364B (93230)	EA	7				SEE	GRP	9901			32	7
X2 H 01191		SHAFT: head stop 380DP965 (93230)	EA	1									32	27
X2 H 01192		SHOE: front guide, 13/64 in. dia, 5/32 in. Thk 2714 (93230)	EA	1				SEE	GRP	9901			32	12
X2 H 01193		SHOE: front guide, 13/64 in. Dia , 5/32 in. Thk 2714 (93230)	EA	11				SEE	GRP	9901			32	8
X2 H 01194		STUD, SPRING: front guide, cadmium plated, electrofilmed finish 404DC961B (93230)	EA	1									32	2
X2 H 01195		SHAFT, CONVEYOR GUIDE 380DP951 (93230)	EA	1									23	50
X2 H 01196		SHAFT, DROP BAR LEVER 380DP946 (93230)	EA	1									23	79
X2 H 01197		SHAFT: sheet detector motion 380DP973 (93230)	EA	1									40	11
X2 H 01198		SHAFT: tape tightening lever 380DP947 (93230)	EA	1									41	10
X2 F 01199		SHAFT: trip latch handle 380DP966 (93230)	EA	1									40	45
X2 H 01200		SHOE: feed Jogger lever assembly, brass, 5/16 in. dia, 3/16 in. Thk 2720 (93230)	EA	1				SEE	GRP	9901			23	78
X2 H 01201		SHOE: head stop fiber, ¼ in. dia, 1/8 in. thk 499DE104 (93230)	EA	2									23	15
PH 01202	3610-256-7181	SPRING, HELICAL, COMPRESSION: head stop bearing 28DC48 (93230)	EA	2				2	2	3	38	20	23	25
X2 H 01203		SPRING, HELICAL, EXTENSION: cam roller 28AH138 (93230)	EA	1									40	12
PH 01204	3610-789-6833	SPRING, HELICAL, EXTENSION: front guide shaft 28DP224 (93230)	EA	1				*	2	2	19	10	23	9
PH 01205	3610-427-5668	SPRING, HELICAL, EXTENSION: Jogger lever block 28DC66 (93230)	EA	1				*	2	2	19	10	23	64
PH 01206	5340-587-5245	SPRING, HELICAL, TORSION: head stop shaft 28DC53 (93230)	EA	1				*	2	2	19	10	23	21
X2 P 01207		STUD LY: jogger spring lever 904DP443 (93230)	EA	1									41	57
X2 H 01208		LEVER: side jogger spring, electrofilmed finish 270DC308E (93230)	EA	1										



(1) SMR CODE	(2) FEDERAL STOCK NUMBER	(3) DESCRIPTION  USABLE ON CODE	(4) UNIT OF MEAS	(5) QTY INC IN UNIT	(6) 30 DAY DS MAINT ALLOWANCE			(7) 30 DAY GS MAINT ALLOWANCE			(8) 1-YR ALW PER 100 EQUIP CNTGY	(9) DEPOT MAINT ALW PER 100 EQUIP	(10) ILLUS- TRATION	
					(a)	(b)	(c)	(a)	(b)	(c)			(a)	(b)
					1-20	21-50	51-100	1-20	21-50	51-100			FIG. NO.	ITEM NO.
X2 H 01209		PIN, COTTER: lever pin 1104 (93230)	EA	1										
X2 H 01210		PIN, STRAIGHT, HEADED: Jogger spring lever, 3/8 in. dia, 1 in. lg, electrofilmed finish 38DC2E (93230)	EA	1										
X1 01211		STUD: side Jogger spring 404DP1443 (93230)	EA	1										
X2 H 01212		STUD, BAR SUPPORT: feed plate 404DP1394 (93230)	EA	2									23	60
X2 O 01213		STUD: conveyor guide holdup latch, electro- filmed finish 3010E (93230)	EA	1									23	48
X2 H 01214		STUD: head stop 404DP1523 (93230)	EA	1									23	6
X2 F 01215		STUD: intermediate gear 404DP1395 (93230)	EA	1				SEE	GRP	9901			8	25
X2 H 01216		STUD, PLAIN: intermediate gear 404DP1395 (93230)	EA	1				SEE	GRP	9901			41	36
X2 H 01217		STUD: sheet detector cam roller lever 404DP1479 (93230)	EA	1									53	26
X2 H 01218		THUMBSCREW: intermediate gear, 1/4-28 thd size, 2 in. lg, cadmium plated, electro- filmed finish 25E15B (93230)	EA	1				SEE	GRP	9901			41	33
X2 F 01219 25F15B		THUMBSCREW: intermediate gear stud, 1/4-28 thd size, 2 in. Lg (93230)	EA	1				SEE	GRP	9901			8	17
PF 01220	3610-885-5693	TIGHTENER ASSEMBLY: feed tape, lh 770DP981 (93230)	EA	2	2	2	4	2	2	4	47	20	41	9
PF 01221	3110-190-9336	BEARING, BALL, ANNULAR: tension pulley 72DC41 (93230)	EA	8	2	4	8	2	4	8	96	80	31	5
X2 F 01222		LEVER, TIGHTENER: tape, lh 270DP981 (93230) (Used with TIGHTENER ASSEMBLY, Stock No. 3610-885-5693, only)	EA	2									31	8
X2 F 01223		LEVER, TIGHTENER: tape, rh 270DP980 (93230) (Used with TIGHTENER ASSEMBLY, Stock No. 3610-885-5694, only)	EA	2									31	8
X2 F 01224		PIN, COTTER: tension pulley stud 1104 (93230)	EA	4									31	1
X2 F 01225		PIT, STRAIGHT, HEADLESS: pulley, 1/4 in. dia, 2 15/16 in. lg, electrofilmed finish 404DC201E (93230)	EA	4									31	4
X2 F 01226	PULLEY, FLAT: tension, electrofilmed finish 345DC45E (93230)	EA	4									31	6	
X2 F 01227	SCREW, CAP, HEXAGON HEAD: tightener, 3/8-16 thd size, 1 1/2 in. lg, cadmium plated, electrofilmed finish 1962B (93230)	EA	4					SEE	GRP	9901			31	7
X2 F 01228	SETScrew, ALLEN HEAD: pulley stud 22F66 (93230)	EA	4										31	3
X2 F 01229	WASHER, FLAT: tension pulley stud, 17/64 in. id, 1/2 in. od, 0.028 in. thk, electrofilmed finish 4550E (93230)	EA	4					SEE	GRD	9901			31	2

(1) SMR CODE	(2) FEDERAL STOCK NUMBER	(3) DESCRIPTION  USABLE ON CODE	(4) UNIT OF MEAS	(5) QTY INC IN UNIT	(6) 30 DAY DS MAINT ALLOWANCE			(7) 30 DAY GS MAINT ALLOWANCE			(8) 1-YR ALW PER 100 EQUIP CNTGY	(9) DEPOT MAINT ALW PER 100 EQUIP	(10) ILLUS- TRATION	
					(a)	(b)	(c)	(a)	(b)	(c)			(a)	(b)
					1-20	21-50	51-100	1-20	21-50	51-100			FIG.	ITEM
PF 01230	3610-885-5694	TIGHTENER ASSEMBLY: feed tape, rh 770DP980 (93230) (Same as TIGHTENER ASSEMBLY, Stock No. 3610-885-5693, except where individual components are annotated)	EA	2	2	2	4	2	2	4	47	20	41	8
X2 H 01231		WASHER, FLAT: cam roller mounting, 41/64 in. id, 1 in. od, 1/16 in. thk, electro- filmed finish 4646E (93230)	EA	1				SEE	GRP	9901			23	83
X2 H 01232		WASHER, FLAT: head stop lever stud, ½ in. id, 7/8 in. od, 1/32 in. thk, electrofilmed finish 4666E (93230)	EA	1				SEE	GRP	9901			23	5
X2 H 01233		WASHER, FLAT: head stop link assembly, 17/32 in. id, 1 1/8 in. od, 1/32 in. thk, electrofilmed finish 4662E (93230)	EA	2				SEE	GRP	9901			23	2
X2 H 01234		WASHER, FLAT: head stop shaft assembly, ¾ in. id, 1 1/8 in. od, 1/32 in. thk, electrofilmed finish 467LE (93230)	EA	3				SEE	GRP	9901			23	23
X2 H 01235		WASHER, FLAT: sheet detector cam roller lever stud, ½ in. id, 7/8 in. od, 1/32 in. thk, electrofilmed finish 4666E (93230)	EA	1				SEE	GRP	9901			40	15
P0 01236	3610-374-2576	WHEEL ASSEMBLY, SPEED: gear side, front 550DP152 (93230)	EA	1	*	2	2	*	2	2	19	10	23	36
X2 0 01237		ARM: tension roll, electrofilmed finish 5345E (93230)	EA	2									27	9
X2 0 01238		BEARING, BALL, ANNULAR: roll arm 72AH122 (93230) (Used with WHEEL ASSEMBLY, Stock No. 3610-374-2576, only)	EA	1									27	6
X2 0 01239		HEAD, SPEEDWHEEL: gear side, electro- filmed finish 211DC109E (93230)	EA	2									27	10
X2 0 01240		PIN, ROLL: speedwheel head 331DC2153 (93230) (Used with WHEEL ASSEMBLY, Stock No. 3610-427-5960, only)	EA	1									27	7
X2 0 01L21		PIN, STRAIGHT, HEADLESS: spring head, 1/16 in. dia, 7/16 in. lg, electrofilmed finish 1276E (93230)	EA	2				SEE	GRP	9901			27	2
X2 0 012442		PIN, STRAIGHT, HEADLESS: tension roll arm, 1/8 in. dia, 5/8 in. lg, electro- filmed finish 1298E (93230) (Used with WHEEL ASSEMBLY, Stock No. 3610-374-2576, only)	EA	1				SEE	GRP	9901			27	7
X2 0 01243		ROLL: tension, rear 47DC59 (93230) (Used with WHEEL ASSEMBLY, Stock No. 3610-427-5960, only)	EA	1										
X2 0 01244		SCREW, KNURLED HEAD: head spring, No. 10-32 thd size, 1 3/8 in. lg, electrofilmed finish 2143E (93230)	EA	2				SEE	GRP	9901			27	1
X2 0 01245		SPRING, HELICAL, COMPRESSION: tension roll arm, left hand, electrofilmed finish 2948E (93230)	EA	2									27	4

(1) SMR CODE	(2) FEDERAL STOCK NUMBER	(3) DESCRIPTION  USABLE ON CODE	(4) UNIT OF MEAS	(5) QTY INC IN UNIT	(6) 30 DAY DS MAINT ALLOWANCE			(7) 30 DAY GS MAINT ALLOWANCE			(8) 1-YR ALW PER 100 EQUIP CNTGY	(9) DEPOT MAINT ALW PER 100 EQUIP	(10) ILLUS- TRATION	
					(a)	(b)	(c)	(a)	(b)	(c)			(a)	(b)
					1-20	21-50	51-100	1-20	21-50	51-100			FIG.	ITEM NO.
X2 0 01246		STUD, PLAIN: roll arm 30DP16 (93230) (Used with WHEEL ASSEMBLY, Stock No. 3610-374-2576, only)	EA	1									27	5
Y2 0 01247		STUD, SHOULDERED: roll, No. 10-32 thd size, 0.365 in. thk lg, electrofilmed finish 3011+ (93230) (Used with WHEEL ASSEMBLY, Stock No. 3610-427-5960, only)	EA	1									27	5
X2 0 0148		STUD: tension roll arm, electrofilmed finish 3124E (93230)	EA	2				SEE	GRP	9901			27	8
X2 0 01249		WHEEL, ADJUSTING: tension roll spring, electrofilmed finish 46140E (93230)	EA	2				SEE	GRP	9901			27	3
P0 01250	3610-427-5960	WHEEL ASSEMBLY, SPEED: gear side, rear, electrofilmed finish 711DC122E (93230) (Same as WHEEL ASSEMBLY, Stock No. 3610-374-2576, except where individual components are annotated)	EA	1	*	2	2	*	2	2	19	10	23	37
P0 01251	3610-374-2575	WHEEL ASSEMBLY, SPEED: operators side, front 550DP151 (93230) (Same as WHEEL ASSEMBLY, Stock No. 3610-496-3444, except where individual components are annotated)	EA	1	*	2	2	*	2	2	19	10	23	38
P0 01252	3610-496-3444	WHEEL ASSEMBLY, SPEED: operators side, rear, electrofilmed finish 711DC121E (93230)	EA	1	*	2	2	*	2	2	19	10	23	39
X2 0 01253	5344E (93230)	ARM: tension roll, electrofilmed finish	EA	2									28	9
X2 0 01254		BEARING, BALL, ANNULAR: arm 72A1222 (93230) (Used with WHEEL ASSEMBLY, Stock No. 3610-374-2575, only)	EA	1									28	6
X2 0 01255		HEAD, SPEEDWHEEL: electrofilmed finish 211DC110E (93230)	EA	2									28	10
X2 0 01256		P11, ROLL: speedwheel head 331LDC2153 (93230) (Used with WHEEL ASSEMBLY, Stock No. 3610-496-3444, only)	EA	2									28	7
X2 0 01257		PIN, STRAIGHT, HEADLESS: arm stud, 1/16 in. dia, 7/16 in. lg, electro- filmed finish 1276E (93230)	EA	2				SEE	GRP	9901			28	2
X2 0 01258		PIN, STRAIGHT, HEADLESS: tension roll arm, 1/8 in. dia, 5/8 in. lg, electro- filmed finish 1298E (93230) (Used with WHEEL ASSEMBLY, Stock No. 3610-374-2575, only)	EA	1				SEE	GRP	9901			28	7
X2 0 01259		ROLL: tension, rear 47DC59 (93230) (Used with WHEEL ASSEMBLY, Stock No. 3610-496-3444, only)	EA	1										
X2 0 01260		SCREW, KNURLED HEAD: tension arm, No. 10-32 thd size, 1 3/8 in. lg, electro- filmed finish 2143E (93230)	EA	2				SEE	GRP	9901			28	1
X2 0 01261		SPRING, HELICAL, COMPRESSION: tension roll arm 2947 (93230)	EA	2									28	4

(1) SMR CODE	(2) FEDERAL STOCK NUMBER	(3) DESCRIPTION  USABLE ON CODE	(4) UNIT OF MEAS	(5) QTY INC IN UNIT	(6) 30 DAY DS MAINT ALLOWANCE			(7) 30 DAY GS MAINT ALLOWANCE			(8) 1-YR ALW PER 100 EQUIP CNTGY	(9) DEPOT MAINT ALW PER 100 EQUIP	(10) ILLUS- TRATION	
					(a)	(b)	(c)	(a)	(b)	(c)			(a)	(b)
					1-20	21-50	51-100	1-20	21-50	51-100			FIG. NO.	ITEM NO.
X2 0 01262		STUD: roll, electrofilmed finish 3014E (93230) (Used on WHEEL ASSEMBLY, Stock No. 3610-496-3444, only)	EA	1									28	5
X2 0 01263		STUD: tension roll arm, electrofilmed finish 31 2E (93230)	EA	2				SEE	GRP	9901			28	8
X2 0 01264		STUD, PLAIN: roll arm 30DP16 (93230) (Used with WHEEL ASSEMBLY, Stock No. 3610-374-2575, only)	EA	1									28	5
X2 0 01265		WHEEL, ADJUSTING: tension roll spring, electrofilmed finish 46140E (93230)	EA	2				SEE	GRP	9901			28	3
01266		6503 - OFFSET MAIN PRESS ASSEMBLY												
X2 H 01267		AXLE, PRESS WHEEL 499DP812 (93230)	EA	2									39	45
X2 H 01268		BAR ASSEMBLY: plate and blanket cylinder guard support 563DP528 (93230)	EA	1									43	15
X2 H 01269		BAR, GUARD: plate and blanket cylinder 63DP528 (93230)	EA	1									46	6
X2 H 01270		PLATE: roller holding 336DP826 (93230)	EA	2									46	2
X2 H 01271		ROLLER ASSEMBLY: plate guide 880DP986 (93230)	EA	1									46	3
M O 01272		HOSE, RUBBER. : plate guide roller shaft 223DP91 (93230)	EA	1				SEE	GRP	4316				
X2 H 01273		SHAFT, ROLLER: plate guide 3801DP986 (93230)	EA	1									46	5
X2 H 01274		SCREW, MACHINE: roller holding plate, No. 10-32 thd size, 5/8 in. lg, electro- filmed finish 1903E (93230)	EA	2				SEE	GRP	9901			46	1
12 H 01275		BAR ASSEMBLY tie and brush 936DP199 (93230)	EA	1									41	14
X1 01276		LUG: brush rod 290DP26 (93230)	EA	3										
X1 01277		PLUG: brush rod, 1.3132 in. dia, 1 in. -thk 499DP805 (93230)	EA	2										
X1 01278		ROD: brush 436DP199 (93230)	EA	1										
X2 H 01279		BASE, PRESS 120DP33 (93230)	EA	1									39	55
X.1 01280		PLATE, BASE: blower and blower motor 836DP809 (93230)	EA	1										
X1 01281		BAR, TIE: blower base 63DP522 (93230)	EA	3										
XL 01282		BLOCK: blower base 80DP313 (93230)	EA	4										
X1 01283		FLATE, BASE: blower 336DP809 (93230)	EA	2										
PH 01284	3610-885-8403	BEGIN ASSEMBLY: blanket cylinder eccentric, rear 650DP45 (93230)	EA	1				*	2	2	19	15	43	37

(1) SMR CODE	(2) FEDERAL STOCK NUMBER	(3) DESCRIPTION  USABLE ON CODE	(4) UNIT OF MEAS	(5) QTY INC IN UNIT	(6) 30 DAY DS MAINT ALLOWANCE			(7) 30 DAY GS MAINT ALLOWANCE			(8) 1-YR ALW PER 100 EQUIP CNTGY	(9) DEPOT MAINT ALW PER 100 EQUIP	(10) ILLUS- TRATION	
					(a)	(b)	(c)	(a)	(b)	(c)			(a)	(b)
					1-20	21-50	51-100	1-20	21-50	51-100			FIG.	ITEM NO.
X1 01285		ECCENTRIC: blanket cylinder, rear 150DP45 (93230)	EA	1										
X1 01286		STUD: blanket cylinder eccentric 404DP1486 (93230)	EA	1										
PH 01287	3610-885-8429	BEARING, BLANKET CYLINDER: front 650DP44 (93230)	EA	1				*	2	2	19	15	43	36
X1 01288		ECCENTRIC: blanket cylinder, front 150DP44 (93230)	EA	1										
X1 01289		STUD: blanket cylinder eccentric 404DP1481 (93230)	EA	1										
X2 H 01290		BEARING: blanket cylinder trip shaft 71DP560 (93230)	EA	2									53	30
X2 H 01291		BEARING: impression cylinder adjusting shaft 71DP559 (93230)	EA	2				SEE	GRP	9901			53	10
PH 01292	3610-885-8404	BEARING, IMPRESSION CYLINDER front 650DP46 (93230)	EA	1				*	2	2	19	10	43	68
X1 01293		BEARING, ECCENTRIC: impression cylinder, front 150DP46 (93230)	EA	1										
X1 01294		STUD: eccentric impression cylinder 404DP1483 (93230)	EA	1										
PH 01295	3610-885-8405	BEARING, IMPRESSION CYLINDER: rear 650DP47 (93230)	EA	1				*	2	2	19	15	43	69
X1 01296		BEARING, ECCENTRIC: impression cylinder 150DP47 (93230)	EA	1										
X1 01297		STUD: bearing impression cylinder eccentric 404DP1483 (93230)	EA	1										
X2 H 01298		BEARING: trip shaft 71DP555 (93230)	EA	2									53	28
P F 01299	3610-885-8400	BEARING: trip shaft cylinder 71DP562 (93230)	EA	2	2	2	4	2	2	4	50	20	53	59
X2 F 01300		BLOCK: impression cylinder adjusting link stop, electrofilmed finish 80DC61E (93230)	EA	1									40	84
X2 F 01301		BLOCK: press support 80DP320 (93230)	EA	2										
X2 F 01302		BOLT, SHOULDER, HEXAGOUN HEAD: main tie rod, 5/8-11 thd size, 2 3/4 in. Lg 21DP36 (93230)	EA	2									41	15
X2 H 01303		BOLT, SHOULDER, HEXAGON HEAD: tie bar special 21DP35 (93230)	EA	2									41	13
X2 F 01304		BRACKET ASSEMBLY: press lift 590DP1265 (93230)	EA	2									39	32
X1 01305		BRACKET: press lift 90DP1265 (93230)	EA	2										
X1 01306		STUD: press lift bracket 404DP1482 (93230)	EA	2										
X2 H 01307		BRACKET: front guide, electrofilmed finish 90DC261E (93230)	EA	2									53	32
X2 F 01308		BRACKET: press axle 90DP1314 (93230)	EA	2										

(1) SMR CODE	(2) FEDERAL STOCK NUMBER	(3) DESCRIPTION  USABLE ON CODE	(4) UNIT OF MEAS	(5) QTY INC IN UNIT	(6) 30 DAY DS MAINT ALLOWANCE			(7) 30 DAY GS MAINT ALLOWANCE			(8) 1-YR ALW PER 100 EQUIP CNTGY	(9) DEPOT MAINT ALW PER 100 EQUIP	(10) ILLUS- TRATION	
					(a)	(b)	(c)	(a)	(b)	(c)			(a)	(b)
					1-20	21-50	51-100	1-20	21-50	51-100			FIG. NO.	ITEM NO.
X2 F 01309		BRACKET: press holddown 90DP1313 (93230)	EA	2									39	52
X2 O 01310		BRACKET: press lift 90DP1174 (93230)	EA	1									39	48
X2 F 013L1		BRACKET, SUPPORT: feed tape, electro- filmed finish 90DC257E (93230)	EA	1									53	35
X2 F 01312		BRACKET, SUPPORT: feed plate, electro- filmed finish 90DC25SE (93230)	EA	1									41	54
P0 01313	3610-374-2594	BRUSH ASSEMBLY: cylinder 999DP810 (93230)	EA	1	2	2	2	2	2	2	26	10	43	46
X2 O 01314		BAR ASSEMBLY: cylinder brush 563DP524 (93230)	EA	1										
X1 01315		B.R: brush back 63DP524 (93230)	EA	1										
X1 01316		STUD: cylinder brush bar 401, DP1495 (93230)	EA	2										
X2 O 01317		BRUSH: cylinder back 499DP810 (93230)	EA	1										
X2 O 01318		SCREW, WOOD, ROUND HEAD: cylinder brush, No. 8-15 thd size, 5/8 in. lg, electro-filmed finish 2664E (93230)	EA	4										
PH 01319	3120-353-4515	BUSHING: plate cylinder, front 71DP517 (93230)	EA	1				*	2	2	12	5	43	8
PH 01320	3120-353-4514	BUSHING: plate cylinder, rear 71DF516 (93230)	EA	1				*	2	2	12	5	43	9
X2 O 01321		CAP ASSEMBLY: wheel retaining 610DP145 (93230)	EA	2									39	41
X2 F 01322		CAP: wheel retaining 110DP145 (93230)	EA	2										
X2 F 01323		PIN, STRAIGHT, HEADLESS: retaining cap 1381 (93230)	EA	2										
12 F 01324		CAP: blanket cylinder 110DP152 (93230)	EA	1				SEE	GRP	9901			43	28
X2 F 01325		CAP: impression cylinder 110DP152 (93230)	EA	1				SEE	GRP	9901			43	60
X2 F 01326		CAP: plate, cylinder 110DP152 (93230)	EA	1				SEE	GRP	9901			43	6
X2 H 01327		COLLAR: trip fork throwout-shaft, electro- filmed finish 122DE91E (93230)	EA	1				SEE	GRP	9901			40	30
X2 F 01328		COLLAR: trip latch lever rod, electrofilmed finish 3DC88E (93230)	EA	2				SEE	GRP	9901			40	36
X2 H 01329		COUNTER, ROTATING: with trip link 765DP366 (93230)	EA	1									43	21
P0 01330	3610-885-5664	COUNTER 495DE11 (93230)	EA	1				SEE	GRP	4701				
X2 H 01331		END, RCD: electrofilmed finish 480DC34E (93230)	EA	1				SEE	GRP	9901			42	2
PH 01332	3610-885-8406	LINK ASSEMBLY, TRIP 1765DP366 (93230)	EA	1				*	2	2	19	10	42	13

(1) SMR CODE	(2) FEDERAL STOCK NUMBER	(3) DESCRIPTION  USABLE ON CODE	(4) UNIT OF MEAS	(5) QTY INC IN UNIT	(6) 30 DAY DS MAINT ALLOWANCE			(7) 30 DAY GS MAINT ALLOWANCE			(8) 1-YR ALW PER 100 EQUIP CNTGY	(9) DEPOT MAINT ALW PER 100 EQUIP	(10) ILLUS- TRATION	
					(a)	(b)	(c)	(a)	(b)	(c)			(a)	(b)
					1-20	21-50	51-100	1-20	21-50	51-100			FIG. NO.	ITEM NO.
X1 01333		LINK: front trip 265DP366 (93230)	EA	1				*	2	2	19	10	42	13
X2 H 01334		STUD: counter support 35DP49 (93230)	EA	2										
X2 H 01335		INT, HEXAGON: lock adjusting, ½-20 thd size, 1 ¼ in. lg, cadmium plated, electrofilmed finish 10DC24E (93230)	EA	1				SEE	GRP	9901			42	3
Y2 F 01336		NUT, PLAIN, HEXAGON: counterplate 10DP123 (93230)	EA	2				SEE	GRP	4701				
X2 F 01337		NUT, SELF-LOCK[EIG, HEXAGON: counterplate, ¼-28 thd size 10DP122 (93230)	EA	2				SEE	GRP	4701				
X2 H 01338		NUT, SLOTTED, HEXAGON: trip link, ¼-20 thd size, cadmium plated, electro- filmed finish 10DC23B (93230)	EA	1				SEE	GRP	9901			42	1
X2 F 01339		PLATE: counterbottom 336DP818 (93230)	EA	1				SEE	GRP	4701				
X2 F 01340		PLATE counterside 336DP817 (93230)	EA	1				SEE	GRP	4701				
X2 F 01341		SCREW, CAP, SOCKET HEAD: counterplate 2CF76 (93230)	EA	2				SEE	GRP	4701				
X2 F 01342		SCREW, CAP, SOCKET HEAD: counterplate No. 10-32 thd size, ½ in. Lg 2009 (93230)	EA	2				SEE	GRP	4701				
X2 F 01343		SCREW, CAP, SOCKET IEAD: plate mounting, No. 10-32 thd size, ½ in. Lg 2069 (93230)	EA	2				SEE	GRP	4701				
X2 F 01344		WASHER, FLAT: counterplate, 0.194 in. id, ½ in. od, 1/32 in. Thk 4504 (93230)	EA	2				SEE	GRP	4701				
P H T 01345	3610-885-8407	CYLINDER ASSEMBLY: blanket 638DP63 (93230)	EA	1				*	2	2	12	10	43	40
PH 01346	3610-885-8408	CLAMP ASSEMBLY: blanket cylinder 618DP137 (93230)	EA	2				2	2	3	33	24	48	8
X2 H 01347		CLAMP: blanket cylinder bottom 118DP138 (93230)	EA	2									48	11
X2 H 01348		CLAMP: blanket cylinder top 118DP137 (93230)	EA	2									48	10
X2 1H 01349		SCREW, CAP, SOCKET HEAD: blanket cylinder clamp, ¼-20 thd size, ½ in. lg, electrofilmed finish 1794E (93230)	EA	24									48	9
X2 H 01350		CYLINDER BLANKET: subassembly 1638DP63 (93230)	EA	1									48	22
X2 H 01351		BEARING, CYLINDER: electrofilmed finish 69DC5E (93230)	EA	2				SEE	GRP	9901			48	38
PH 01352	3610-885-5678	BEARING: blanket cylinder 72DP224 (93230)	EA	2				SEE	GRP	9901			48	33
X2 H 01353		CAP, BEARING: blanket cylinder, front 110DP156 (93230)	EA	1									48	27
X H 01354		CAP, BEARING: blanket cylinder, rear 110DPI55 (93230)	EA	1									48	25
X2 11 01355		CLOSURE: space 122DP266 (93230)	EA	2				SEE	GRP	9901			48	34

(1) SMR CODE	(2) FEDERAL STOCK NUMBER	(3) DESCRIPTION  USABLE ON CODE	(4) UNIT OF MEAS	(5) QTY INC IN UNIT	(6) 30 DAY DS MAINT ALLOWANCE			(7) 30 DAY GS MAINT ALLOWANCE			(8) 1-YR ALW PER 100 EQUIP CNTGY	(9) DEPOT MAINT ALW PER 100 EQUIP	(10) ILLUS- TRATION	
					(a)	(b)	(c)	(a)	(b)	(c)			(a)	(b)
					1-20	21-50	51-100	1-20	21-50	51-100			FIG. NO.	ITEM NO.
X2 H 01356		CYLINDER, BLANKET 138DP63 (93230)	EA	1									48	39
X2 O 01357		FITTING, LUBRICATION: cylinder bearing, 65 degree, 1/8-27 thd size 439DP55 (93230)	EA	2				SEE	GRP	9901			48	23
x2 H 01358		PLUG, EXPANSIUII: blanket cylinder, 1 3/8 in. od, 0.083 in. thk, electro- filmed finish 5DCIIE (93230)	EA	4				SEE	GRP	9901			48	37
X2 H 01359		SCREW, CAP, HEXAGON HEAD: bearing cap, 3/8-16 thd size, 1 in. lg, electro- filmed finish 1958E (93230)	EA	4				SEE	GRP	9901			48	24
X2 H 01360		SCREW, CAP, HEXAGON HEAD: bearing cap, 3/8-16 thd size, 1 in. Lg 2086 (93230)	EA	4									48	26
X2 H 01361		SHAFT: blanket cylinder 380DP987 (93230)	EA	1				SEE	GRP	9901			48	35
X2 H 01362		SHIM: cylinder bearing, 0.002 in. thd (as required) 391DP131 (93230)						SEE	GRP	9901			48	32
X2 H 01363		SHIM: cylinder bearing, 0.003 in. thd as required) 391DP127 (93230)						SEE	GRP	9901			48	31
X2 H 01364		SHIM: cylinder bearing, 0.005 in. thd (as required) 391DP128 (93230)						SEE	GRP	9901			48	30
X2 H 01365		SHIM: cylinder bearing, 0.007 in. thd (as required) 391DP129 (93230)						SEE	GRP	9901			48	29
X2 H 01366		SHIM: cylinder bearing, 0.010 in. thd (as required) 391DP130 (93230)						SEE	GRP	9901			48	28
X2 H 01367		STUD: blanket cylinder stop, 5/8 in. dia, 2 1/2 in. lg, electrofilmed finish (special 40DC236E (93230)	EA	1									48	36
X2 H 01368		DOWEL: blanket cylinder gear, 0.3760 in. dia, shank 0.3753 in. dia, 1 5/8 in. lg, electrofilmed finish 575E (93230)	EA	2				SEE	GRP	9901			48	5
PH 01369	3610-371-4344	GEAR, SPUR: blanket cylinder 181DP577 (93230)	EA	1				*	2	2	12	10	48	4
X2 H 01370		KEY, MACHINE: reel rod, 3/4 in. lg, 3/16 in. sq. electrofilmed finish 857E (93230)	EA	1									48	16
PH 01371	3610-427-5699	PAWL: blanket cylinder ratchet 330DC22 (93230)	EA	1				*	2	2	19	15	48	19
X2 H 01372		PIN, COTTER; ratchet pawl stud 1113 (93230)	EA	1									48	18
X2 H 01373		PIN, STPAIGHT, HEADLESS: ratchet pawl stop, 0.118 in. dia, 1 in. lg, electro- filmed finish 1346E (93230)	EA	1				SEE	GRP	9901			48	21
PH 01374	3610-427-5723	RATCHET WHEEL: blanket cylinder 366DC16 (93230)	EA	1				*	2	2	19	15	48	15
X2 H 01375		ROD, REEL: blanket cylinder 370DP309 (93230)	EA	1									48	17
X2 H 01376		SCREW, BLANKET CYLINDER: clap (Special) 973E (93230)	EA	6									48	6



(1) SMR CODE	(2) FEDERAL STOCK NUMBER	(3) DESCRIPTION  USABLE ON CODE	(4) UNIT OF MEAS	(5) QTY INC IN UNIT	(6) 30 DAY DS MAINT ALLOWANCE			(7) 30 DAY GS MAINT ALLOWANCE			(8) 1-YR ALW PER 100 EQUIP CNTGY	(9) DEPOT MAINT ALW PER 100 EQUIP	(10) ILLUS- TRATION		
					(a)	(b)	(c)	(a)	(b)	(c)			(a)	(b)	
					1-20	21-50	51-100	1-20	21-50	51-100			FIG.	ITEM	
X2 H 01377	3610-885-5670	SCREW, CAP, HEXAGON HEAD: blanket cylinder gear, ¼-18 in. thd size, ¾ in. lg, cadmium plated, electrofilmed finish 19F30B (93230)	EA	2				SEE	GRP	9901			48	3	
X2 H 01378		SCREW, CAP, HEXAGON HEAD: blanket cylinder gear, ½-13 thd size, 1 in. lg, electrofilmed finish 1999E (93230)	EA	4				SEE	GRP	9901			48	1	
X2 H 01379		STUD, RATCHET PAWL: electrofilmed finish 404DC235E (93230)	EA	1										48	20
X2 H 01380		STUD: reel rod, 0.624 in. dia, 3 ¾ in. lg 404DC1073 (93230)	EA	1										48	13
X2 H 01381		STUD: reel rod, 0.624 in. dia, 3 ¾ in. lg 404DP1398 (93230)	EA	1										48	12
X2 H 01382		WASHER, FLAT: blanket cylinder clamp, 25/64 in. id, 7/8 in. thk, electrofilmed finish 45DC20E (93230)	EA	6				SEE	GRP	9901				48	7
X2 H 01383		WASHER, FLAT: blanket cylinder gear, 11/64 in. id, 1/8 in. od, 1/32 in. thk, electrofilmed finish 4544E (93230)	EA	2										48	2
X2 H 01384		WASHER, FLAT: rod reel stud, 4 1/64 in. id, 1 in. od, 1/32 in. thk, electrofilmed finish 4612E (93230)	EA	4				SEE	GRP	9901				48	14
P H T 01385		CYLINDER ASSEMBLY: plate 638DP62 (93230)	EA	1				*	2	2	12	10		43	12
X2 H 01386		BAR, CLAMP: top plate L18DP142 (93230)	EA	1				SEE	GRP	9901					
X2 H 01387		BLOCK: plate clamp bracket 80DP311 (93230)	EA	2										45	23
X2 H 01388		BRACKET: plate clamp, center 90DP1209 (93230)	EA	3										45	27
X2 H 01389		CLAMP ASSEMBLY: bottom plate 618DP141 (93230)	EA	2										45	28
X1 01390		CLAMP: bottom plate 118DPI41 (93230)	EA	2										45	36
X2 H 01391		PIN: plate clamp bar plunger 43DP14 (93230)	EA	4										45	30
X1 01392		PLATE: plate clamp end 336DP759 (93230)	EA	2										45	33
X2 H 01393		RING, RETAINING: plunger 367DHS81 (93230)	EA	4				SEE	GRP	9901				45	29
X2 H 01394		SCREW, ADJUSTING, KNURLED HEAD: plate clamp, cadmium plated, 3/8-16 thd size, ¾ in. Lg 24DC125 (93230)	EA	4										45	34
X2 H 01395		SCREW, ADJUSTING, KNURLED HEAD: plate lamp, 3/8-16 thd size, 2 ½ in. lg, electrofilmed finish 24DC92E (93230)	EA	6										45	35
X2 H 01396		SCREW, CAP, SOCKET HEAD: endplate 2CF76 (93230)	EA	12										45	32
X2 H 01397	SPRING: plate clamp bar plunger 28DP218 (93230)	EA	4										45	31	

(1) SMR CODE	(2)  FEDERAL STOCK NUMBER	(3) DESCRIPTION  USABLE ON CODE	(4) UNIT OF MEAS	(5) QTY INC IN UNIT	(6) 30 DAY DS MAINT ALLOWANCE			(7) 30 DAY GS MAINT ALLOWANCE			(8) 1-YR ALW PER 100 EQUIP CNTGY	(9) DEPOT MAINT ALW PER 100 EQUIP	(10) ILLUS- TRATION	
					(a)	(b)	(c)	(a)	(b)	(c)			(a)	(b)
					1-20	21-50	51-100	1-20	21-50	51-100			FIG.	ITEM NO.
X2 H1 01398		CYLINDERB SUBASSEMBLY: plate 1638D062 (93230)	EA	1									45	38
I1 01399	3610-805-5678	BEARING: plate cylinder 720D222 (.93230)	EA	2				SEE	GRP	9901			45	50
X2 H 0400	3610-784-3697	BEARING CYLINDER: electrofilmed finish 69DC5E (93230)	EA	2				SEE	GRP	9901			45	53
X2 H 0401	3610-335-4534	GAP: Bearing retainer, rear 110DP153 (93230)	EA	1									45	41
X2 H 01402		CLOSURE: space 1220P266 (93230)	EA	2				SEE	GRP	9901			45	51
X2 I 01403		CYLINDER: plate 138DF62 (93230)	EA	1									45	55
X2 O 01404	4730-287-1007	FITTING, LUBRICATION: cylinder bearing 439.0736- (93230)	EA	1									45	49
X2 O 01405		FITTING, LUBRICATION: plate cylinder, 65 degree, 1/8-27 thd size 439DP55 (93230)	EA	1				SEE	GRP	9901			45	39
PH 01406	3610-735-3093	GEAR, SPUR: ink fountain crank drive 11DP578 (93230)	EA	1				*	2	2	12	10	45	43
X2 H 01407		PLUG, EXPANSION: plate cylinder, 1 3/8 in. od, Electrofilmed finish 45DC11E (93230)	EA	4				SEE	GRP	9901			45	54
X2 H 01408		SCRW, CAP HEXAGON HEAD: bearing retainer cap, 3/8-16 thd size, 1 in. Lg, electrofilmed finish 1958E (93230);	EA	4				SEE	GRP	9901			45	40
X2 H 01409		SCREW, SOCKET HEAD 2096 (93230)	EA	4									45	42
X2 H 01410		SHAFT plate cylinder 3500D987 (93230)	EA	1				SEE	GRP	9901			45	52
X2 H 01411		SHIM: plate cylinder bearing, 0.002, in. Thk (as required) 391DP131 (93230)						SEE	GRP	9901			45	44
X2 H 01412		SHIM: plate cylinder bearing, 0.003, in. Thk (as required) 3910.2127 (93230)						SEE	GRP	9901			45	45
X2 H 01413		SHIM : plate cylinder bearing, 0.005, in. . Thk (as required) 391DP128 (93230)						SEE	GRP	9901			45	46
X2 H 01414		SHIM plate cylinder bearing, 0.007, in. Thk (as required) 391DP129 (9323, 3)						SEE	GRP	9901			45	47
X2 H 01415		SHIM: plate cylinder bearing, 0.010, in. Thk (as required) 3910D130 (93230)						SEE	GRP	9901			45	48
P H 01416	3610-371-4350	GEAR ASSEMBLY: plate cylinder 681DP528 (93230)	EA	1				*	2	2	12	10	45	5
X1 01417		GEAR ASSEMBLY: plate cylinder 681DP527 (93230)	EA	1									45	8
X1 01418		BLANK, GEAR: plate cylinder 181DP527 (93230)	EA	1									45	12
X1 01419		BLANK: plate cylinder back lash gear 181D12528 (93230)	EA	1									45	11
X2 H 01420		SCREW, CAP, SOCKET HEAD: plate cylinder gear 2087 (93230)	EA	2									45	9

(1) SMR CODE	(2) FEDERAL STOCK NUMBER	(3) DESCRIPTION  USABLE ON CODE	(4) UNIT OF MEAS	(5) QTY INC IN UNIT	(6) 30 DAY DS MAINT ALLOWANCE			(7) 30 DAY GS MAINT ALLOWANCE			(8) 1-YR ALW PER 100 EQUIP CNTGY	(9) DEPOT MAINT ALW PER 100 EQUIP	(10) ILLUS- TRATION	
					(a)	(b)	(c)	(a)	(b)	(c)			(a) FIG. NO.	(b) ITEM NO.
					1-20	21-50	51-100	1-20	21-50	51-100				
X2 H 01421		WASHER, FLAT: plate cylinder gear, 25/64 in. id, 5/8 in. od, 1/16 in. thk, electrofilmed finish 45DE81E (93230)	EA	2				SEE	GRP	9901			45	10
X2 H 01422		PLATE, POINTER: plate cylinder adjustment 336DP758 (93230)	EA	1									45	7
X2 H 01423		SCREW, DRIVE: pointer plate, No. 6 5/16 in. lg, electrofilmed finish 2370E (93230)	EA	2				SEE	GRP	9901			45	6
P H 01424	3610-885-5669	GRIPPER ASSEMBLY top plate 618DP142 (93230)	EA	1				*	2	2	19	10	45	21
X2 H 01425		BAR, CLAMP: top plate 118DP 12 (93230)	EA	1				SEE	GRP	9901			45	17
X2 H 01426		PIN, STRAIGHT, HEADLESS: clamp bar 1340 (93230)	EA	2										
P H 01427	3610-374-2593	KEY: quoin, electrofilmed finish 999DC524E (93230)	EA	8				4	8	16	196	80	45	18
X2 H 01428		BUSHING: quoin key 70DC108 (93230)	EA	8										
X1 01429		KEY, QUOIN: electrofilmed finish 499DC524E (93230)	EA	8										
X2 H 01430		PIN, DOWEL: plate clamp bracket block, electrofilmed finish 527E (93230)	EA	2									45	24
X2 H 01431		PLUG: bottom plate clamp assembly, electrofilmed finish 1491E (93230)	EA	6									45	37
P H 01432	3610-374-2573	QUOIN: type form lock 499DP755 (93230)	EA	4				2	4	8	99	69	45	20
P H 01433	3610-374-2574	QUODI: type form lock 499DP756 (93230)	EA	4				2	4	8	99	69	45	19
X2 H 01434		SCALE: cylinder plate adjustment 336DP757 (93230)	EA	1									45	2
X2 H 01435		SCREW, CAP, SOCKET HEAD: gripper assembly 20F56 (93230)	EA	20									45	16
X2 H 01436		SCREW, CAP, HEXAGON HEAD: plate clamp center bracket, 5/16-18 thd size, 1 ¼ in. lg, electrofilmed finish 2083E (93230)	EA	2				SEE	GRP	9901			45	25
X2 H 01437		SCREW, CAP, SOCKET HEAD: plate clamp bracket, 5/16-18 thd size, 1 ¼ in. electrofilmed finish 2083E (93230)	EA	3				SEE SEE	GRP GRP	9901 9901			45 45	22 22
X2 H 01438		SCREW, CAP, SOCKET HEAD: plate cylinder gear assembly 2100 (93230)	EA	4									45	3
X2 H 01439		SCREW, LOCK: hollow, plate clap, ¼-28 thd size electrofilmed finish 23DH57E (93230)	EA	16									45	13
X2 H 0140		SCREW, MACHINE: adjustment scale, No. 6-32 thd size, ¼ in. lg, electrofilmed finish 1702E (93230)	EA	2									45	1
X2 H 014/1		SETSCREW, SOCKET HEAD: gripper assembly 22F66 (93230)	EA	16									45	14
X2 H 01442		SPRING: plate clamp 2808 (93230)	EA	16									45	15

(1) SMR CODE	(2) FEDERAL STOCK NUMBER	(3) DESCRIPTION  USABLE ON CODE	(4) UNIT OF MEAS	(5) QTY INC IN UNIT	(6) 30 DAY DS MAINT ALLOWANCE			(7) 30 DAY GS MAINT ALLOWANCE			(8) 1-YR ALW PER 100 EQUIP CNTGY	(9) DEPOT MAINT ALW PER 100 EQUIP	(10) ILLUS- TRATION	
					(a)	(b)	(c)	(a)	(b)	(c)			(a)	(b)
					1-20	21-50	51-100	1-20	21-50	51-100			FIG. NO.	ITEM NO.
X2 H 01443		STUD: plate clamp bracket 30DP15 (93230)	EA	6									45	26
X2 H 01444		WASHER, FLAT: plate cylinder gear assembly, 25/64 in. id, 11/16 in. od, 1/8 in. thk, electrofilmed finish 45DE81E (93230)	EA	4				SEE	GRP	9901			45	4
P H 01445	3610-885-8409	CYLINDER ASSEMBLY, IMPRESSION 638DP64 (93230)	EA	1				*	2	2	12	10	43	72
X2 H 01446	3610-353-4510	BAR, GRIPPER IMPRESSION CYLINDER 63DP510 (93230)	EA	1									49	54
P H 01447	3110-155-9639	BEARING, BALL, ANNULAR: spring shaft 72AL141 (93230)	EA	2				2	2	2	24	20	49	35
P H 01448	3110-136-2302	BEARING, BALL: spring shaft 72AH120 (93230)	EA	2				2	2	2	24	20	49	49
P H 01449	3610-885-8410	BEARING, SLEEVE 71DC383 (93230)	EA	1				*	2	2	12	10	49	59
P H 01450	3610-885-8411	BEARING, SLEEVE: cylinder gripper shaft, front 71DP519 (93230)	EA	1				*	2	2	12	10	49	57
P H 01451	3610-885-8412	BEARING, SLEEVE: cylinder gripper shaft, front 72LDP520 (93230)	EA	1				*	2	2	12	10	49	58
P H 01452	3610-885-8413	BEARING, SLEEVE: cylinder gripper shaft, rear 71UP521 (93230)	EA	1				*	2	2	12	10	49	56
X2 H 01453		BOLT, MACHINE: impression cylinder gripper, 5/16-18 thd size, 3/4 in. lg, electrofilmed finish 1938E (93230)	EA	4				SEE	GRP	9901			49	53
X2 H 01454		BRACKET, CYLINDER GRIPPER IMPRESSION 90DP1234 (93230)	EA	12									49	18
PH 01455	3610-353-4480	CAM, HEAD, STOP: motion 101DP254 (93230)	EA	1				*	2	2	12	10	49	3
X2 H 01456		COLLAR: spring rod, electrofilmed finish 3DE18E (93230)	EA	2									49	44
X2 H 01457		COLLAR, SPRING 3DP163 (93230)	EA	2									49	46
X2 H 01458		COUNTERWEIGHT: impression cylinder (as required) 499DL2310 (93230)											49	29
X2 H 01459		CYLINDER ASSEMBLY, IMPRESSION: subassembly 1638DP64 (93230)	EA	1									49	61
P H 01460	3610-885-5678	BEARING : impression cylinder 72DP224 (93230)	EA	2				SEE	GRP	9901			49	80
X2 H 01461		BRACKET ASSEMBLY, IMPRESSION CYLINDER: center 590DP1303 (93230)	EA	1									49	64
X2 H 01462		BRACKET, CENTER: impression cylinder 90DP1303 (93230)	EA	1									49	67
X2 H 01463		CAP, CENTER BRACKET: impression cylinder 110DP159 (93230)	EA	1									49	66
X2 H 01464		SCREW, CAP, SOCKET HEAD: center bracket cap, 1/4-28 thd size, 1/4 in. Lg 20F78 (93230)	EA	2									49	65

(1) SMR CODE	(2) FEDERAL STOCK NUMBER	(3) DESCRIPTION  USABLE ON CODE	(4) UNIT OF MEAS	(5) QTY INC IN UNIT	(6) 30 DAY DS MAINT ALLOWANCE			(7) 30 DAY GS MAINT ALLOWANCE			(8) 1-YR ALW PER 100 EQUIP CNTGY	(9) DEPOT MAINT ALW PER 100 EQUIP	(10) ILLUS- TRATION	
					(a)	(b)	(c)	(a)	(b)	(c)			(a)	(b)
					1-20	21-50	51-100	1-20	21-50	51-100			FIG.	ITEM
X2 H 01465		CAP, BEARING: impression cylinder, front 110DP157 (93230)	EA	1									49	73
X2 H 01466		CLOSURE: space 122DP266 (93230)	EA	2				SEE	GRP	9901			49	81
X2 H 01467		CYLINDER, IMPRESSION 138DP64 (93230)	EA	1									46	86
X2 H 01468		DOWEL: center bracket, ¼ in. dia, ¾ in. lg, electrofilmed finish 535E (93230)	EA	2				SEE	GRP	9901			49	63
X2 O 01469		FITTING, LUBRICATION: bearing, 65 degree, 1/8-27 thd size 439DP55 (93230)	EA	1				SEE	GRP	9901			49	83
X2 O 01470		FITTING, LUBRICATION: impression cylinder bearing 439DP36 (93230)	EA	1				SEE	GRP	9901			49	71
X2 H 01471		PIN, STRAIGHT, HEADLESS: tumbler stop, cadmium or zinc plated, 5/8 in. dia, 15/16 in. lg, electrofilmed finish 331DC155E (93230)	EA	1									49	85
X2 H 01472		PLUG, EXPULSION: impression cylinder, 1 3/8 in. od, electrofilmed finish 45DC11E (93230)	EA	4				SEE	GRP	9901			49	84
X2 H 01473		RETADIER, BEARING: impression cylinder, rear 110P158 (93230)	EA	1									49	74
X2 H 01474		SCREW, CAP, FILLISTER HEAD: center bracket, 3/8-16 thd size, ½ in. lg, electrofilmed finish 1811E (93230)	EA	2									49	6
X2 H 01475		SCREW, CAP, SOCCET HEAD: bearing cap 2086 (93230)	EA	8									49	72
X2 H 01476		SHAFT: impression cylinder 380DP987 (93230)	EA	1				SEE	GRP	9901			49	82
X2 H 01477		SHIM: center bracket, 0.002 in. thk (as required) 391DC137 (93230)											49	68
12 H 01478		SHIM: center bracket, 0.003 in. thk (as required) 391DC139 (93230)											49	69
X2 H 01479		SHIM: center bracket, 0.005 in. thk (as required) 391DC139 (93230)											40	70
X2 H 01480		SHIM: cylinder bearing, 0.002 in. thk (as required) 391DP131 (93230)						SEE	GRP	9901			49	79
X2 H 01481		SHIM: cylinder bearing, 0.003 in. thk (as required) 391DP127 (93230)						SEE	GRP	9901			49	75
X2 H 01482		SHIM: cylinder bearing, 0.005 in. thk (as required) 391DP128 (93230)						SEE	GRP	9901			49	76
X2 H 01483		SHIM: cylinder bearing, 0.007 in. thk (as required) 393DP129 (93230)						SEE	GRP	9901			49	77
X2 H 01484		SHIM: cylinder bearing, 0.010 in. thk (as required) 391DP130 (93230)						SEE	GRP	9901			4	78

(1) SMR CODE	(2) FEDERAL STOCK NUMBER	(3) DESCRIPTION  USABLE ON CODE	(4) UNIT OF MEAS	(5) QTY INC IN UNIT	(6) 30 DAY DS MAINT ALLOWANCE			(7) 30 DAY GS MAINT ALLOWANCE			(8) 1-YR ALW PER 100 EQUIP CNTGY	(9) DEPOT MAINT ALW PER 100 EQUIP	(10) ILLUS- TRATION	
					(a)	(b)	(c)	(a)	(b)	(c)			(a)	(b)
					1-20	21-50	51-100	1-20	21-50	51-100			FIG. NO.	ITEM NO.
X2 H 01485		DOWEL, SHOULDER: spur gear, electro- filmed finish 575E (93230)	EA	2				SEE	GRP	9901			49	6
X2 O 01486		FITTING, LUBRICATION: center bracket 4T39DP53 (93230)	EA	1										
X2 O 01487		FITTING, LUBRICATION: gripper shaft Bearing 439DP53 (93230)	EA	2									49	60
X2 H O1488		GEAR, SPUR: impression cylinder 181DP57) (93230)	EA	1									49	5
P H 01489	3610-374-2567	GRIPPER, IMPRESSION CYLINDER 2C00DP39 (93230)	EA	12				6	12	24	293	75	49	17
X2 H 01490		HOUSING, BEARING: spring shaft 224DP77 (93230)	EA	2									49	52
X2 H 01491		KEY, WOODRUFF: bracket, 3/16 in. wide, ¾ in. lg, electrofilmed finish 986E (93230)	EA	1				SEE	GRP	9901			49	22
X2 H 01492		KEY, WOODRUFF: cylinder, gripper connection link, 3/16 in. wide, ¾ in. lg, electrofilmed finish 986E (93230)	EA	1				SEE	GRP	9901			49	13
X2 H 01493		KEY, WOODRUFF: spring shaft lever, 1/8 in. wide, ½ in. lg, electrofilmed finish 985E (93230)	EA	2				SEE	GRP	9901			49	42
X2- H 01494		KEY, WOODRUFF: tumbler, 3/16 in., wide, ¾ in. lg, electrofilmed finish 986E (93230)	EA	1				SEE	GRP	9901			49	25
X2 H 01495		LEVER ASSEMBLY, GRIPPER. SHAFT 770DP985 (93230)	EA	1									49	19
X2 H 01496		LEVER: subassembly 270DM985 (93230)	EA	1									49	21
X2 H 01497		SETSCREW, SOCKET HEAD: lever shaft 2289 (93230)	EA	1									49	20
X2 H 01498		STUD: lever shaft 404DP1519 (93230)	EA	2				SEE	GRP	9901				
X2 H 01499		LEVER ASSEMBLY, GRIPPER SHAFT 770D0986 (93230)	EA	1									49	10
X2 H 013500		LEVER: subassembly 270DP986 (93230)	EA	1									49	12
X2 H 01501		SETSCREW, SOCKET HEAD: lever shaft 2289 (93230)	EA	2									49	11
X2 H 015C2		STUD: lever shaft 404DP1519 (93230)	EA	2				SEE	GRP	9901				
X2 H 01503		LEVER ASSEMBLY, SPRING SHAFT 770DP987 (93230)	EA	1									49	39
X2 H 01504		LEVER, SPRING, SHAFT: subassembly 1770DP987 (93230)	EA	1									49	41
X2 H 01505		SETSCREW, SOCKET HEAD: spring shaft lever, 6/118 thd size, 5/16 in. lg, electrofilmed finish 2233E (93230)	EA	1				SEE	GRP	9901			49	40
X2 H 01506		STUD, lever 404DP1519 (93230)	EA	1				SEE	GRP	9901				
X2 H 01507		LEVER ASSEMBLY, SPRING SHIFT 770DP988 (93230)	EA	1									49	36

(1) SMR CODE	(2) FEDERAL STOCK NUMBER	(3) DESCRIPTION  USABLE ON CODE	(4) UNIT OF MEAS	(5) QTY INC IN UNIT	(6) 30 DAY DS MAINT ALLOWANCE			(7) 30 DAY GS MAINT ALLOWANCE			(8) 1-YR ALW PER 100 EQUIP CNTGY	(9) DEPOT MAINT ALW PER 100 EQUIP	(10) ILLUS- TRATION	
					(a)	(b)	(c)	(a)	(b)	(c)			(a)	(b)
					1-20	21-50	51-100	1-20	21-50	51-100			FIG. NO.	ITEM NO.
X2 H 01508		LEVER, SPRING SHAFT: subassembly 1770DP988 (93230)	EA	1								49	38	
X2 H 01509		SETSCREW, SOCKET HEAD: spring shaft lever, 5/16-18 thd size, 5/16 in. lg, electrofilmed finish 2233E (93230)	EA	1								49	37	
X2 H 01510		STUD: spring shaft lever 404DP1519 (93230)	EA	1				SEE	GRP	9901				
X2 H 01511		LINK, CONNECTING, GRIPPER 765DP372 (93230)	EA	2								49	7	
X2 H 01512		BUSHING: connecting link 71DL2177 (93230)	EA	4								49	8	
X2 H 01513		LINK, CONNECTING: cylinder gripper 265DP372 (93230)	EA	2								49	9	
X2 H 01514		PIN, DOWEL: impression cylinder gripper, electrofilmed finish 550E (93230)	EA	3								49	55	
X2 H 01515		PIN, STRAIGHT, HEADLESS: spring rod collar, cadmium plated, 0.188 in. dia, 7/16 in. lg, electrofilmed finish 1340E (93230)	EA	2								49	45	
X2 H 01516		PLUNGER, GRIPPER SPRING: electrofilmed finish 340DH39E (93230)	EA	12								49	16	
X2 H 01517		SCREW ASSEMBLY: spring shaft bearing, sleeve adjusting 895DP139 (93230)	EA	1								49	30	
X2 H 01518		SCREW, ADJUSTING: bearing sleeve, 1/4-28 thd size 24DP135 (93230)	EA	1								49	33	
X2 H 01519		SETSCREW, SOCKET HEAD: bearing sleeve, No. 8-32 thd size, 1/8 in. lg 23DC44 (93230)	EA	1								49	31	
X2 H 01520		SHOE: bearing sleeve brass, 0.135 in. dia, 1/16 in. thk, electrofilmed finish 2701E (93230)	EA	1								49	32	
X2 H 01521		SLEEVE, BEARIIG: spring shaft 395DP139 (93230)	EA	1								49	34	
X2 H 01522		SCREW, CAP, HEXAGON HEAD: counterweight, 1/4-28 thd size, 2 in. Lg 20F71 (93230)	EA	4								49	27	
X2 H 01523		SCREW, CAP, HELAGON HEAD: head stop motion cam, 1/2-13 thd size, 1 5/8 in. lg, electrofilmed finish 1996E (93230)	EA	3								49	1	
X2 H 01524		SCREW, CAP, SOCKET HEAD: cylinder gripper, 1/4-28 thd size, 1/4 in. lg 20F56 (93230)	EA	12								49	14	
X2 H 01525		SCREW, CAP, SOCKET HEAD: spur gear 2091 (93230)	EA	4								49	4	
X2 H 01526		SETSCREW, SOCKET HEAD: head tumbler 2289 (93230)	EA	1								49	23	
X2 H 01527		SETSCREW, SOCKET HEAD: spring rod collar 2232 (93230)	EA	2								49	43	
X2 H 01528		SHAFT, IMPRESSION CYLINDER GREPPER 380DP915 (93230)	EA	1								49	26	
X2 H 01529		SHAFT, IMPRESSION CYLINDER SPRING 38ODP989 (93230)	EA	2								49	51	

(1) SMR CODE	(2) FEDERAL STOCK NUMBER	(3) DESCRIPTION  USABLE ON CODE	(4) UNIT OF MEAS	(5) QTY INC IN UNIT	(6) 30 DAY DS MAINT ALLOWANCE			(7) 30 DAY GS MAINT ALLOWANCE			(8) 1-YR ALW PER 100 EQUIP CNTGY	(9) DEPOT MAINT ALW PER 100 EQUIP	(10) ILLUS- TRATION		
					(a)	(b)	(c)	(a)	(b)	(c)			(a)	(b)	
					1-20	21-50	51-100	1-20	21-50	51-100			FIG.	ITEM	
P H 01530	3610-598-6729	SPRING, HELICAL, COMPRESSION: cylinder gripper 28DH179 (93230)	EA	12				6	12	24	293	204	49	15	
P H 01531	3610-526-3972	SPRING, HELICAL, TORSION: 1h 28DP227 (93230)	EA	1				2	2	2	24	10	49	47	
P H 01532	3610-597-4113	SPRING, HELICAL, TORSION: 1h 28DP228 (93230)	EA	1				2	2	2	24	10	49	48	
X2 H 01533		TUMBLER, HEAD: electrofilmed finish 419DC8E (93230)	EA	1										49	24
X2 H 01534		WASHER, FLAT: head stop motion cam, 17/64 in. id, 1 in. od, 1/8 in. thk, electrofilmed finish 4605E (93230)	EA	3				SEE	GRP	9901				49	2
X2 H 01535		WASHER, FLAT: spring collar, 17/32 in. id, 1 in. od, 3/32 in. thk, electro- filmed finish 4604E (93230)	EA	2				SEE	GRP	9901				49	50
X2 H 01536		WASHER, LOCK: counterweight, 0.319 in. id, 0.575 in. od, 0.056 in. thk, electro- filmed finish 4537E (93230)	EA	4										49	28
X2 H 01537		DOWEL: front glide bracket, electrofilmed finish 562E (93230)	EA	4										53	33
X2 H 01538		DOWEL: main drive pinion shaft assembly aligning, 3/4, in. dia, 3/4 in. lg, electrofilmed finish 535E (93230)	EA	2				SEE	GRP	9901				43	4
X2 H 01539		DOWEL: switch box tie bracket mounting 5DP6 (93230)	EA	4				SEE	GRP	9901				41	2
X2 F 01540		DOWEL: tumbler pin assembly, closing, shank, 0.2503 in. dia, 9/32 in. lg, electrofilmed finish 539E (93230)	EA	2				SEE	GRP	9901				43	51
X2 H 01541		FRAME ASSEMBLY: side and tie, front 670DP127 (93230)	EA	1										41	76
X2 H 01542		FRAME: side, front 170DP127 (93230)	EA	1											
X2 H 01543		PIN, TAPERED, PLAIN: side and tie frame assembly, No. 8, 0.492 in. dia, 1 1/4 in. lg, electrofilmed finish 1582E (93230)	EA	5				SEE	GRP	9901					
X2 H 01544		PLATE: tie, front 336DP807 (93230)	EA	1											
X2 H 01545		SCREW, CAP, SOCKET HEAD: - side and tie frame assembly 2060 (93230)	EA	16											
X2 H 01546		FRAME ASSEMBLY: side and tie, rear 670DP128 (93230)	EA	1									53	77	
X2 H 01547		FRAME: side, rear 170DP128 (93230)	EA	1											
X2 H 01548		PIN, TAPERED, PLAIN side and tie frame assembly, 0.492 in. dia, 1 1/4 in. lg, electrofilmed finish 1582E (93230)	EA	5				SEE	GRP	9901					
X2 H 01549		PLATE: tie, rear 336DP808 (93230)	EA	1											
X2 H 01550		SCREW, CAP, SOCKET HEAD: side and tie frame assembly 2060 (93230)	EA	16											



(1) SMR CODE	(2) FEDERAL STOCK NUMBER	(3) DESCRIPTION  USABLE ON CODE	(4) UNIT OF MEAS	(5) QTY INC IN UNIT	(6) 30 DAY DS MAINT ALLOWANCE			(7) 30 DAY GS MAINT ALLOWANCE			(8) 1-YR ALW PER 100 EQUIP CNTGY	(9) DEPOT MAINT ALW PER 100 EQUIP	(10) ILLUS- TRATION	
					(a)	(b)	(c)	(a)	(b)	(c)			(a)	(b)
					1-20	21-50	51-100	1-20	21-50	51-100			FIG. NO.	ITEM NO.
X2 F 01551		FORK, BLANKET, CYLINDER TRIP: electrofilmed finish 499DC68E (93230)	EA	1									40	56
X2 F 01552		GIB: blanket cylinder 195DP50 (93230)	EA	2									43	31
X2 F 01553		GIBD impression cylinder 195DP49 (93230)	EA	2									43	63
X2 0 01554		GUARD ASSEMBLY belt 201DP140 (93230)	EA	1									54	11
X2 0 01555		KB13: door 210AH136 (93230)	EA	1									54	7
X2 0 01556		SCREW, BUTTONHEAD: socket drive door mounting, 5/8-18 thd size, 3/4 in. lg 21DP40 (93230)	EA	1				SEE	GRP	9901			54	5
X2 0 01557		SPACER: door knob 122DP262 (93230)	EA	1									54	6
X2 0 01558		GUARD ASSEMBLY: plate and blanket cylinder 701DP188 (93230)	EA	1									54	28
X2 0 01559		GUARD, PLATE: Lucite 201DP188 (93230)	EA	1									47	4
X2 0 01560		GUARD SUBASSEMBLY: plate and blanket 701DP141 (93230)	EA	1									47	7
X2 0 01561		BAR ASSEMBLY: plate and blanket 563DP525 (93230)	EA	1										
X1 01562		BAR: plate and blanket 63DP525 (93230)	EA	1										
X1 01563		STUD: plate and blanket 404DP1503 (93230)	EA	1										
X1 01564		GUARD: plate and blanket cylinder, front 201DP141 (93230)	EA	1										
X1 01565		GUARD: plate and blanket cylinder, rear 201DP142 (93230)	EA	1										
X2 0 01566		HINGE FLAP ASSEMBLY 999DP839 (93230)	EA	2										
X1 01567		HINGE: flap 499DP839 (93230)	EA	2									47	8
X1 01568		HINGE: flap 499DP840 (93230)	EA	2										
M 0 01569		PIN, STRAIGHT HEADLESS: hinge flap 13DP27 (93230) MANUFACTURE FROM:	EA	2										
P 0 01570	9510-596-2015	STEEL BAR, CARBON, COLD FINISH (1 1/16 in. required for each PIN)	FT					SEE	GRP	9901				
X1 01571		NUT, PLAIN, HEXAGON: guard bar 1/4-28 thd size, electrofilmed finish 10F06E (93230)	EA	1										
X1 01572		SCREW, CAP, HEXAGON HEAD: guard bar 19F31 (93230)	EA	1										
X2 0 01573		NUT, HEXAGON: special, coverplate, No. 10-32 thd size 10DP119 (93230)	EA	4									47	1

(1) SMR CODE	(2)  FEDERAL STOCK NUMBER	(3) DESCRIPTION  USABLE ON CODE	(4) UNIT OF MEAS	(5) QTY INC IN UNIT	(6) 30 DAY DS MAINT ALLOWANCE			(7) 30 DAY GS MAINT ALLOWANCE			(8) 1-YR ALW PER 100 EQUIP CNTGY	(9) DEPOT MAINT ALW PER 100 EQUIP	(10) ILLUS- TRATION	
					(a)	(b)	(c)	(a)	(b)	(c)			(a)	(b)
					1-20	21-50	51-100	1-20	21-50	51-100			FIG.	ITEM NO.
X2 0 01574		NUT, PLAIN, HEXAGON plate and blanket cylinder guard, ¼-28 thd size, electrofilmed finish 10F06E (93230)	EA	1				SEE	GPP	9901			47	6
X2 0 01575		PLATE: guard back 336DP819 (93230)	EA	2									47	3
K2 0 01576	1	SCREW, CAP, HEXAGON HEAD: plate and blanket cylinder guard, electrofilmed finish 9F31 (93230)	EA	1									47	5
X2 0 01577		SCREW, CAP, SOCKET, BUTTONHEAD cover-plate, No. 10-32 thd size, ½ in. Lg 21DP39 (93230)	EA	4									47	2
X2 F 01578		HANDLE ASSEMBLY: impression cylinder adjustment 710DP238 (93230)	EA	1									40	90
X2 F 01579		HANDLE: impression cylinder adjustment 210DP238 (93230)	EA	1										
X2 F 01580		HANDLE, REVOLVING: impression cylinder 210DP235 (93230)	EA	1				SEE	GRP	9901				
X2 F 01581		STUD: impression cylinder adjustment handle 404DP1474 (93230)	EA	1										
X2 F 01582		STUD: impression cylinder handle link 404DP189 (93230)	EA	1										
X2 F 01583		HANDLE: impression cylinder 210DP239 (93230)	EA	1									40	81
X2 H 01584		HOOK, SPRING: blanket cylinder trip cam lever spring 499DP803 (93230)	EA	1									40	51
X2 F 01585		KEY, WOODRUFF: blanket cylinder shaft, electrofilmed finish 995E (93230)	EA	1				SEE	GRP	9901			43	38
X2 F 01586		KEY, WOODRUFF: blanket cylinder trip lever, 3/16 in. wide, ¾ in. lg, electrofilmed finish 992E (93230)	EA	1				SEE	GRP	9901			40	75
X2 H 01587		KEY, WOODRUFF: impression cylinder, adjusting lever assembly mounting, rear, and impression cylinder adjusting lever, ¼ in. wide, 1 in. lg, electrofilmed finish 992E (93230)	EA	1				SEE	GRP	9901			40	92
X2 F 01588		KEY, WOODRUFF: impression cylinder shaft, electrofilmed finish 995E (93230)	EA	1				SEE	GRP	9901			43	70
X2 F 01589		KEY, WOODRUFF: plate, cylinder shaft, 3/8 in. wide, 1 ¼ in. lg, electrofilmed finish 995E (93230)	EA	1				SEE	GRP	9901			43	10
X2 F 01590		KNOB, ROD: trip latch lever 210DH192 (93230)	EA	1									40	35
X2 H 01591		LATCH ASSEMBLY: cylinder trip fork, electrofilmed finish 76ODC18E (93230)	EA	1									40	48
X2 H 01592		LEVER ASSEMBLY: blanket cylinder trip shaft, electrofilmed finish 770DC265E (93230)	EA	1									40	79
X2 H 01593		LEVER: blanket cylinder trip shaft, electrofilmed finish 270DC265E (93230)	EA	1									50	6

(1) SMR CODE	(2)  FEDERAL STOCK NUMBER	(3) DESCRIPTION  USABLE ON CODE	(4) UNIT OF MEAS	(5) QTY INC IN UNIT	(6) 30 DAY DS MAINT ALLOWANCE			(7) 30 DAY GS MAINT ALLOWANCE			(8) 1-YR ALW PER 100 EQUIP CNTGY	(9) DEPOT MAINT ALW PER 100 EQUIP	(10) ILLUS- TRATION	
					(a)	(b)	(c)	(a)	(b)	(c)			(a)	(b)
					1-20	21-50	51-100	1-20	21-50	51-100			FIG. NO.	ITEM NO.
X2 H 01594		PIN, COTTER: trip fork pin 113 (93230)	EA	4									50	7
X2 H 01595		PIN, STRAIGHT, HEADLESS: blanket cylinder trip fork, electrofilmed finish 331DP151E (93230)	EA	2									50	8
X2 H 01596		SETSCREW, SOCEET HEAD: shaft lever 2301 (93230)	EA	2									50	5
X2 H 01597		LEVER ASSEMBLY: cylinder trip fork latch connection electrofilmed finish 7700DC271E (93230)	EA	1									40	24
X2 H 01598		LEVER: subassembly, electrofilmed finish 1770DC271E (93230)	EA	1										
X1 01599		LEVER: cylinder trip fork latch connection, electrofilmed finish 270DC271E (93230)	EA	1										
7C 01600		STUD: latch connecting link, lover 404DC217 (93230)	EA	1										
X2 H 01601		SETSCREW, SOCKET HEAD connection lever 2289 (93230)	EA	1										
X2 H 01602		LEVER ASSEMBLY: cylinder trip handle, electrofilmed finish 710DC45E (93230)	EA	1									40	32
X2 H 01603		LEVER: handle subassembly, electrofilmed finish 1710DC45E (93230)	EA	1										
X2 H 01604		HANDLE: latch, cylinder trip, electro- filmed finish 210DC48E (93230)	EA	1										
X1 01(05 X1 01606		HANDLE, LEVER: electrofilmed finish 210DC45E (93230) PLATE: latch finger, electrofilmed finish 336DC407E (93230)	EA	1										
X2 H 01607		SETSCREW, SOCKET HEAD: handle lever 2239 (93230)	EA	1										
X2 H 01608		LEVER ASSEMBLY: cylinder trip latch, electrofilmed finish 770DC292E (93230)	EA	1									40	40
X2 H 01609		LEVER, LATCH: subassembly, electro- filmed finish) 1770DC292E (93230)	EA	1										
X1 01610		LEVER: cylinder trip fork 270DC292 (93230)	EA	1										
X1 01611		STUD, LATCH LEVER 404DC219 (93230)	EA	1										
X2 H 01612		SETSGRBEW, SOCKET HEAD: latch lever 2289 (93230)	EA	1										
X2 H 01613		LEVER ASSEMBLY: impression cylinder adjusting, rear, electrofilmed finish 904DC837E (93230)	EA	1									40	91
S2 H 01614		LEVER ADJUSTING: subassembly, electro- filmed finish 1904DC837E (93230)	EA	1										
X1 01615		LEVER, ADJUSTING: impression cylinder 270DC253 (93230)	EA	1										
X1 01616		STUD, CONNECTING LINK impression cylinder 404DC837 (93230)	EA	1										

(1) SMR CODE	(2) FEDERAL STOCK NUMBER	(3) DESCRIPTION  USABLE ON CODE	(4) UNIT OF MEAS	(5) QTY INC IN UNIT	(6) 30 DAY DS MAINT ALLOWANCE			(7) 30 DAY GS MAINT ALLOWANCE			(8) 1-YR ALW PER 100 EQUIP CNTGY	(9) DEPOT MAINT ALW PER 100 EQUIP	(10) ILLUS- TRATION	
					(a)	(b)	(c)	(a)	(b)	(c)			(a)	(b)
					1-20	21-50	51-100	1-20	21-50	51-100			FIG.	ITEM
X2 H 01617		SETSCREW, SOCKET HEAD: adjusting lever, 3/8-16 thd size, 3/8 in. Lg 2289 (93230)	EA	1										
X2 H 01618		LEVEL ASSEMBLY: trip fork 770DP951 (931230)	EA	1									40	61
X1 01619		LEVEL trip fork 270DP951 (93230)	EA	1										
X1 01620		STUD: trip fork lever 404DP1445 (93230)	EA	1										
X2 F 01621		LEVER ASSEMBLY, TRIP CAM ROLLER 770DP952 (93230)	EA	1									40	69
X2 F 01622		LEVEL, TRIP CAM ROLLER: subassembly 1770DP952 (93230)	EA	1									50	4
X1 01623		LEVEL, TRIP CAM ROLLER 27GDP952 (93230)	EA	1										
X1 01624		PIN, SHOULDER, HEADLESS: trip cam roller 404DC248 (93230)	EA	1										
X1 01625		PIN, SPRING: trip cam roller lever 331DF482 (93230)	EA	1										
X1 01626		STUD, LINK: trip cam roller lever 404DP1445 (93230)	EA	1										
X2 F 01627		PIN, COTTER trip cam roller stud 1120 (93230)	EA	1									50	1
P E 01628	3610-427-5849	ROLLER, CAM: trip lever, electrofilmed finish 4731E (93230)	EA	1	2	2	2	2	2	2	25	10	50	3
X2 F 01629		WASHER, FLAT: trip cam roller stud, 3/4 in. id, 1 1/8 in. od, 1/32 in. thk, electrofilmed finish 4671E: (93230)	EA	3				SEE	GRP	9901			50	2
X2 F 01630		LEVER: Cylinder trip fork, electrofilmed finish 270TE230E (93230)	EA	1									40	20
X2 H 01631		LEVER STUD ASSEMBLY: blanket tightener 904DP149 (93230)	EA	1									43	81
X'2 H 01632		LEVER ASSBMBLY: blanket cylinder stop pin 770DP982 (93230)	EA	1										
X2 H 01633		LEVER: blanket tightener 270DP982 (93230)	EA	1										
X2 H 01634		PIN, STRAIGHT, HEADLESS: blanket tightener, 0.188 in. id, 1 in. lg, electrofilmed finish 1346E (93230)	EA	1				SEE	GRP	9901				
X2 H 01635		PIN, COTTER: lever stud 1114 (93230)	EA	1										
X2 H 01636		STUD: blanket tightener lever 404DP1497 (93230)	EA	1										
X2 H 01637		WASHER, FLAT: lever stud, 41/64 in. id, 1 in. od, 1/32 in. thk, electrofilmed finish 4612E (93230)	EA	1				SEE	GRP	9901				
X2 H 01638		LEVER, TRIP: blanket cylinder 270DP953 (93230)	EA	1									40	74
X2 F 01639		LEVER, TRIP, CONNECTING ROD: blanket cylinder, electrofilmed finish 270DC263E (93230)	EA	1									40	73

(1) SMR CODE	(2)  FEDERAL STOCK NUMBER	(3) DESCRIPTION  USABLE ON CODE	(4) UNIT OF MEAS	(5) QTY INC IN UNIT	(6) 30 DAY DS MAINT ALLOWANCE			(7) 30 DAY GS MAINT ALLOWANCE			(8) 1-YR ALW PER 100 EQUIP CNTGY	(9) DEPOT MAINT ALW PER 100 EQUIP	(10) ILLUS- TRATION	
					(a)	(b)	(c)	(a)	(b)	(c)			(a)	(b)
					1-20	21-50	51-100	1-20	21-50	51-100			FIG.	ITEM
X2 H 01640		LEVER trip fork spring, electrofilmed finish 270DC277E (93230)	EA	1								40	28	
X2 F 01641		LINK, ADJUSTING. IMPRESSION CYLINDER 265DC63E (932301)	EA	1								40	88	
X2 F 01642		LINK, ADJUSTINGT impression cylinder, lower, electrofilmed finish 265DC208E (93230)	EA	2								43	58	
X2 F 01643		LINK, ADJUSTING impression cylinder, upper, electrofilmed finish 265DC209E (93230)	EA	2								43	54	
P H 01644	3610-309-6588	LINK ASSEMBLY: blanket cylinder trip connecting, rear, electrofilmed finish 765DC82E (93230)	EA	1				*	2	2	12	10	43	26
X2 H 01645		END, ROD: cylinder trip connector, electrofilmed finish 480DC34E (93230)	EA	1				SEE	GRP	9901			42	15
X2 H 01646		LINK: subassembly, electrofilmed finish 1765DC82E (93230)	EA	1									42	14
X1 01647		LINK: blanket cylinder trip connection 265DC80 (93230)	EA	1										
X1 01648		STUD: trip, connecting rod 404DC244 (93230)	EA	1										
X2 H 01649		NUT, HEXAGON: rod end, ½-20 thd size, 1 ¼ in. lg, electrofilmed finish 10DC24E (93230)	EA	1				SEE	GRP	9901			42	17
X2 H 01650		NUT, SLOTTED, HEXAGON trip connection rod end, ½-20 thd size, cadmium plated, electrofilmed finish 10DC23B (93230)	EA	1				SEE	GRP	9901			42	16
X2 H 01651		LINK ASSEMBLY: trip fork lever 765DP360 (93230)	EA	1									40	65
X2 H 01652		BEARING, SLEEVE: trip fork link, bronze, 0.742 in. id, 1.127 in. od, 0.625 wide 71DP554 (93230)	EA	2										
X1 01653		LINE: trip fork lever 265DP360 (93230)	EA	1										
X2 F 01654		LINK, CONNECTING: trip latch, electrofilmed finish 265DC73E (93230)	EA	1									40	22
X2 H 01655		NUT, JAM, HEXAGON: brush bar holder assembly, setscrew, 5/16-18 thd size, electrofilmed finish 1009E (93230)	EA	1				SEE	GRP	9901			43	45
X2 F 01656		NUT, PLAIN, HEXAGON: bracket mounting, ½-13 thd size, cadmium plated, electro- filmed finish 1017B (93230)	EA	4				SEE	GRP	9901			39	49
X2 F 01657		NUT, PLAIN, HEXAGON: impression cylinder, adjusting link, 5/8-11 thd size, cadmium plated, electrofilmed finish 1020B (93230)	EA	2				SEE	GRP	9901			43	57
X2 F 01658		NUT, PLAIN, HEXAGON: impression cylinder, adjusting link, 5/8-11 thd size, electro- filmed finish 1021E (93230)	EA	2									43	55
X2 F 01659		NUT, PLAIN, HEXAGON: pawl throw-off, control lever stud, ½-13 thd size, electrofilmed finish 1016E (93230)	EA	1									41	68

(1) SMR CODE	(2) FEDERAL STOCK NUMBER	(3) DESCRIPTION  USABLE ON CODE	(4) UNIT OF MEAS	(5) QTY INC IN UNIT	(6) 30 DAY DS MAINT ALLOWANCE			(7) 30 DAY GS MAINT ALLOWANCE			(8) 1-YR ALW PER 100 EQUIP CNTGY	(9) DEPOT MAINT ALW PER 100 EQUIP	(10) ILLUS- TRATION		
					(a)	(b)	(c)	(a)	(b)	(c)			(a)	(b)	
					1-20	21-50	51-100	1-20	21-50	51-100			FIG. NO.	ITEM NO.	
X2 H 01660		NUT, PLAIN, HEXAGON: side guide cam roller lever stud, 1/2-13 thd size, electrofilmed finish 1016E (93230)	EA	1									11	64	
X2 F 01661		NUT, SELF-LOCKING, HEXAGON: belt guard post mounting 10F1020 (93230)	EA	1									54	17	
X2 H 01662		NUT, SELF-LOCKING, HEXAGON: blanket tightener assembly 10LP118 (93230)	EA	1									43	80	
X2 O 01663		NUT, SELF-LOCKING, HEXAGON: Bracket mounting 10DP120 (93230)	EA	4									39	46	
X2 H 01664		NUT, SELF-LOCKING, HEXAGON: cylinder trip fork latch stud 10DP20 (93230)	EA	1									53	56	
X2 F 01665		NUT, SELF-LOCKIDG, HEXAGON: impression cylinder handle stud 10DP121 (93230)	EA	1									41	71	
X2 H 01666		NUT, SELF-LOCKING, HEXAGON: main drive pinion shaft assembly mounting 10D121 (93230)	EA	4									43	1	
X2 F 01667		NUT, SELF-LOCKING, HEXAGON press lift bracket mounting 10DP120 (93230)	EA	4									39	30	
X2 H 01668		NUT, SELF-LOCKING, HEXAGON: press wheel axle, 7/8-14J thd size 10DP117 (93230)	EA	2									39	43	
X2 H 01669		NUT, SELF-, LOCKING, HEXAGON: trip fork lever stud 10DP6 (93230)	EA	1									41	62	
X2 H 01670		NUT, SELF-LOCKING, HEXAGON: trip fork throw-off shaft 10DP116 (93230)	EA	1											
X2 F 01671		NUT, TURNBUCKLE: impression cylinder, adjusting link, cadmium plated, electrofilmed finish 1066B (93230)	EA	1									43	56	
P F 01672	3610-972-8022	PIN ASSEMBLY, TUMBLER: closing 831LDP483 (93230)	EA	1				*	2	2	12	10	43	50	
X2 F 01673		BRACKET ASSEMBLY: tumbler pin 726DP111 (93230)	EA	1											
X1 01674		HUB: tumbler pin 226D0P111 (93230)	EA	1											
X1 01675		PLATE: tumbler pin 336DP812 (93230)	EA	1											
X2 F 01676		PIN, TUMBLER: closing 331D1)483 (93230)	EA	1				SEE	GRP	9901					
X2 F 01677		SET SCREW, SOCKET HEAD tumbler pin plate 2284 (93230)	EA	1											
X2 H 01678		PIN, COTTER: blanket cylinder trip cam lover spring 1128 (93230)	EA	1										40	57
X2 F 01679		PIN, COTTER: blanket cylinder trip lever L113 (93230)	EA	1											
X2 F 01680		PIN COTTER: blanket cylinder trip lever 1114 (93230)	EA	1										43	19

(1) SMR CODE	(2) FEDERAL STOCK NUMBER	(3) DESCRIPTION  USABLE ON CODE	(4) UNIT OF MEAS	(5) QTY INC IN UNIT	(6) 30 DAY DS MAINT ALLOWANCE			(7) 30 DAY GS MAINT ALLOWANCE			(8) 1-YR ALW PER 100 EQUIP CNTGY	(9) DEPOT MAINT ALW PER 100 EQUIP	(10) ILLUS- TRATION	
					(a)	(b)	(c)	(a)	(b)	(c)			(a)	(b)
					1-20	21-50	51-100	1-20	21-50	51-100			FIG.	ITEM
X2 H 016S1		PIN, COTTER: cylinder trip fork latch stud 11-3 (93230)	EA	1									40	46
X2 F 01682		PIN!, COTTER: front trip link stud 1123 (93230)	EA	1									43	16
X2 H 01683		PIN, COTTER: impression cylinder adjusting link 1120 (93230)	EA	1									40	86
X2 E 01684		PIN, COTTER: impression cylinder adjusting link, 1 in. lg 1120 (93230)	EA	4									43	52
X2 F 01C85		PIN, COTTER: rear trip link 1113 '93230)	EA	1									43	24
X2 H 01686		PIN, COTTER: aside guide cam roller lever stud 1114 (93230)	EA	1									43	22
X2 H 01687		PIN, COTTER: trip fork lever assembly L20 (93230)	EA	2									40	59
X2 H 01688		PIN, COTTER: trip fork lever stud 1128 (93230)	EA	1									40	67
X2 H 01689		PIN, COTTER: trip fork stud 1112 (93230)	EA	1									40	52
X2 H 01690		PIN, COTTER: trip fork stud 1120 (93230)	EA	1									40	63
X2 H 01691		PIN, COTTER: trip fork spring stud 1113 (93230)	EA	2									40	26
X2 F 01692		PIN, COTTER: trip latch connecting link stud 1112 (93230)	EA	2									40	21
X2 F C1693		PINS, COTTER: trip latch lever rod 1113 (93230)	EA	1									40	33
X2 F 01694		PIN, DOWEL: feed plate support bracket, electrofilmed finish 541E (93230)	EA	2				SEE	GRP	9901			53	36
X2 F 01695		PIN, DOWEL: feed plate support bracket, electrofilmed finish 541E (93230)	EA	4				SEE	GRP	9901			4	55
X2 H 01696		PIN, DOWEL: plate and blanket cylinder guard support bar, 0.376 in. dia, 1 7/16 in. (93230) 5DP7 (93230)	EA	2				SEE	GRP	9901			43	14
X2 H 01697		PIN, STRAIGHT, HEADLESS: blanket cylinder trip lever stop, ½ in. dia, 2 in. lg, electrofilmed finish 1447E (93230)	EA	1									40	76
X2 H 01698		PIN, STRAIGHT, HEADLESS: switch box tie bracket mounting, 0.376 in. dia, 6 7/16 in. lg 5DP7 193230)	EA	4				SEE	GRP	9901			41	1
X2 F 01699		PIN, TAPERED, PLAIN: press lift bracket, 0.492 in. dia, 2 in. lg, electrofilmed finish 1583E (93230)	EA	1				SEE	GRP	9901			39	33
X2 F 01700		PIN, TAPERED, PLAIN: side frame aligning, front and rear, 0.492 in. dia, 2 in. lg, electrofilmed finish 1583E (93230)	EA	4				SEE	GRP	9901			41	74
X2 F 01701		PIN, TAPERED, PLAIN: side frame, 0.492 in. dia, 1 ¼ in. lg, electrofilmed finish 1582E (93230)	EA	7				SEE	GRP	9901			53	75

(1) SMR CODE	(2) FEDERAL STOCK NUMBER	(3) DESCRIPTION  USABLE ON CODE	(4) UNIT OF MEAS	(5) QTY INC IN UNIT	(6) 30 DAY DS MAINT ALLOWANCE			(7) 30 DAY GS MAINT ALLOWANCE			(8) 1-YR ALW PER 100 EQUIP CNTGY	(9) DEPOT MAINT ALW PER 100 EQUIP	(10) ILLUS- TRATION	
					(a)	(b)	(c)	(a)	(b)	(c)			(a)	(b)
					1-20	21-50	51-100	1-20	21-50	51-100			FIG.	ITEM NO.
X2 F 01702		PIN, TAPERED, PLAIN: side frame aligning, front and rear, 0.492 in. dia, 2 in. lg, electrofilmed finish 1583E (93230)	EA	4				SEE	GRP	9901			53	76
X2 F 01703		PIN, TAPERED, PLAIN: side frame aligning, 0.492 in. dia, 1 1/4 in. lg, electrofilmed finish 1582E (93230)	EA	2				SEE	GRP	9901			41	73
X2 F 01704		PIN, TAPERED, PLAIN: trip fork latch connecting lever assembly, 0.193 in. dia, 1 1/4 in. Lg electrofilmed finish 1518E (932305)	EA	1				SEE	GRP	9901			40	23
X2 H 01705		PIN, TAPERED, PLAIN: trip latch lever, 0.341 in. dia, 2 1/2 in. lg, electrofilmed finish 566E (93230)	EA	2									40	77
P F 01706	3610-805-3348	PIN, TUMBLER: opening 59ODP1273 (93230)	EA	1		*	2	2	2	2	19	15	43	48
X2 F 01707		BRACKET, TUMBLER PIN 90DP1273 (93230)	EA	1										
X2 F 01708		PIN, TUMBLER: opening 331DP483 (93230)	EA	1				SEE	GRP	9901				
X2 F 01709		SETSCREW, SOCKET HEAD: tumbler pin bracket 2284 (93230)	EA	3										
X2 F 01710		PLATE, FILLER: feeder frame, front 336DP814 (93230)	EA	1									41	38
X2 F 01711		PLATE, FILLER: feeder frame, rear 336DP815 (93230)	EA	1									53	48
X2 F 01712		POPPET: belt guard 499DP828 (93230)	EA	4									54	15
X2 F 01713		POPPET: trip latch lever rod 499DP806 (93230)	EA	1									53	52
X2 F 01714		POST: belt guard 35DP48 (93230)	EA	1									54	16
X2 H 01715		ROD ASSEMBLY: main tie 936DP198 (93230)	EA	1									41	16
X1 01716		PLUG: main tie rod, 1.3132 in. dia, 1 in. Thk 499DP805 (93230)	EA	2										
X1 01717		ROD: main tie 436DP198 (93230)	EA	1										
X1 01718		STUD: main tie rod 404DP1503 (93230)	EA	2										
X2 F 01719		ROD, LEVER: trip latch 370DP320 (93230)	EA	1									40	39
X2 H 01720		SCREW: guide bracket mounting 2100 (93230)	EA	2									53	34
X2 F 01721		SCREW, CAP, HEXAGON HEAD: bracket mounting, 1/2-13 thd size, 1 3/4 in. lg, cadmium plated, electrofilmed finish 1997B (93230)	EA	4				SEE	GRP	9901			39	51
X2 0 01722		SCREW, CAP, HEXAGON HEAD: guard mounting, 3/8-16 thd size, 3/4 in. lg, cadmium plated 1957B (93230)	EA	1				SEE	GRP	9901			54	27
X2 F 01723		SCREW, CAP, HEXAGON HEAD: impression cylinder adjusting link, 3/8-16 thd size, 3/4 in. lg, electrofilmed finish 1957E (93230)	EA	1				SEE	GRP	9901			40	83



(1) SMR CODE	(2) FEDERAL STOCK NUMBER	(3) DESCRIPTION  USABLE ON CODE  REF. NUMBER & MFR CODE	(4) UNIT OF MEAS	(5) QTY INC IN UNIT	(6) 30 DAY DS MAINT ALLOWANCE			(7) 30 DAY GS MAINT ALLOWANCE			(8) 1-YR ALW PER 100 EQUIP CNTGY	(9) DEPOT MAINT ALW PER 100 EQUIP	(10) ILLUS- TRATION	
					(a) 1-20	(b) 21-50	(c) 51-100	(a) 1-20	(b) 21-50	(c) 51-100			(a) FIG. NO.	(b) ITEM NO.
					X2 H 01724		SCREW, CAP, HEXAGON HEAD: plate cylinder bushing, front and rear, 3/8-16 thd size, 1 3/4 in. lg, cadmium plated, electrofilmed finish 1964B (93230)	EA	8					
X2 F 01725		SCREW, CAP, SOCKET HEAD: bearing, trip shaft 20F77 (93230)	EA	6									53	58
X2 0 01726		SCREW, CAP, SOCKET HEAD: belt guard poppet mounting 2085 (93230)	EA	4									54	8
X2 0 01727		SCREW, CAP, SOCKET HEAD: belt guard to post, 5/16-18 thd size, 1 in. lg, electro-filmed finish 2082E (93230)	EA					SEE	GRP	9901			54	10
X2 F 01728		SCREW, CAP, SOCKET HEAD: blanket cylinder shaft cap 2086 (93230)	EA	3									43	27
X2 H 01729		SCREW, CAP, SOCKET HEAD: blanket cylinder trip shaft bearing 20F57 (93230)	EA	6									53	29
X2 H 01730		SCREW, CAP, SOCKET HEAD: cylinder trip lever stud assembly mounting 2085 (93230)	EA	3									40	70
X2 F 01731		SCREW, CAP, SOCKET HEAD: feed plate, support bracket 2100 (93230)	EA	2									41	53
X2 H 01732		SCREW, CAP, SOCKET HEAD: front guide bracket 21A.17 (93230)	EA	4									53	31
X2 F 01733		SCREW, CAP, SOCKET HEAD: gib mounting 2086 (93230)	EA	4									43	30
X2 H 01734		SCREW, CAP, SOCKET HEAD: impression cylinder adjusting shaft bearing 20F76 (93230)	EA	6									53	9
X2 F 01735		SCREW, CAP, SOCKET HEAD: impression cylinder head 2086 (93230)	EA	3									43	59
X2 H 01736		SCREW, CAP, SOCKET HEAD: main drive pinion shaft assembly mounting 21AL17 (93230)	EA	4									43	2
X2 H 01737		SCREW, CAP, SOCKET HEAD: plate and blanket cylinder guard support bar 2100 (93230)	EA	4									43	13
X2 F 01738		SCREW, CAP, SOCKET HEAD, plate cylinder shaft cap 2086 (93230)	EA	3									43	5
X2 F 01739		SCREW, CAP, SOCKET HEAD: plate cylinder gib mounting 2068 (93230)	EA	4									43	62
X2 F 01740		SCREW, CAP, SOCKET HEAD: press lift bracket mounting, 1/2-13 thd size, 3 in. lg 2097 (93230)	EA	4									39	31
X2 0 01741		SCREW, CAP, SOCKET HEAD: press lift bracket mounting, 1/2-13 thd size, 2 in. Lg 2093 (93230)	EA	4									39	47
X2 0 01742		SCREW, CAP, SOCKET HEAD: press wheel retaining cap mounting 2086 (93230)	EA	2									39	40

(1) SMR CODE	(2) FEDERAL STOCK NUMBER	(3) DESCRIPTION  USABLE ON CODE  REF. NUMBER & MFR CODE	(4) UNIT OF MEAS	(5) QTY INC IN UNIT	(6) 30 DAY DS MAINT ALLOWANCE			(7) 30 DAY GS MAINT ALLOWANCE			(8) 1-YR ALW PER 100 EQUIP CNTGY	(9) DEPOT MAINT ALW PER 100 EQUIP	(10) ILLUS- TRATION	
					(a)	(b)	(c)	(a)	(b)	(c)			(a)	(b)
					1-20	21-50	51-100	1-20	21-50	51-100			FIG. NO.	ITEM NO.
X2 H 01743		SCREW, CAP, SOCKET HEAD: side and rear plate attaching 2100 (93230)	EA	3									53	73
X2 H 01744		SCREW, CAP, SOCKET HEAD: side and rear plate attaching, 1 in. Lg 2086 (93230)	EA	4									53	72
X2 F 01745		SCREW, CAP, SOCKET HEAD: side frame front 2090 (93230)	EA	4									41	75
12 F 01746		SCREW, CAP, SOCKET HEAD: side frame front 2090 (93230)	EA	4									53	74
X2 F 01747		SCREW, CAP, SOCKET HEAD: side frame rear 2090 (93230)	EA	2									41	37
X2 F 01748		SCREW, CAP, SOCKET HEAD: side frame rear 2090 (93230)	EA	2									53	47
X2 H 01749		SCREW, CAP, SOCKET HEAD: switch box tie bracket mounting 2100 (93230)	EA	8									41	4
X2 H 01750		SCREW, CAP, SOCKET HEAD: switch box tie bracket mounting 2086 (93230)	EA	11									41	3
X2 F 01751		SCREW, CAP, SOCKET HEAD: tumbler pin, 3/8-16 thd size, 1 1/4 in. lg, electro-filmed finish 2087E (93230)	EA	4									43	49
X2 F 01752		SCREW, CAP, SOCKET HEAD: tumbler pin assembly, opening 20F57 (93230)	EA	3									43	47
X2 H 01753		SCREW, MACHINE: trip shaft bearing, 1/4-28 thd size, 1 1/4 in. lg, electro-filmed finish 19F18E (93230)	EA	1				SEE	GRP	9901			53	27
X2 F 01754		SETSCREW, SOCKET HEAD: blanket cylinder trip lever 2301 (93230)	EA	1									40	72
X2 F 01755		SETSCREW, SOCKET HEAD: cylinder trip fork lever 2289 (93230)	EA	1									40	19
X2 H 01756		SETSCREW, SOCKET HEAD: cylinder trip latch lever assembly 2289 (93230)	EA	1										
X2 H 01757		SETSCREW, SOCKET HEAD: impression cylinder adjusting handle assembly mounting 2289 (93230)	EA	1									40	89
X2 H 01758		SETSCREW, SOCKET HEAD: impression cylinder adjusting lever assembly mounting, rear 2289 (93230)	EA	1									40	89
12 H C1759		SETSCREW, SOCKET HEAD: trip fork throw-off shaft collar 2289 (93230)	EA	1									40	29
X2 F 01760		SETSCREW, SOCKET HEAD: trip latch lever rod collar 22F66 (93230)	EA	2									40	37
X2 F 01761		SETSCREW, SQUARE HEAD: brush bar holder assembly, 5/16-18 thd size, 1 in. lg, cadmium plated, electrofilmed finish 2325B (93230)	EA	1				SEE	GRP	9901			43	44
X2 H 01762		SHAFT ASSEMBLY: main drive pinion 880D0985 (93230)	EA	1									43	3
P H 01763	3610-885-3401	BEARLING: handwheel shaft, feed side 72AH110 (93230)	EA	1				SEE	GRP	9901			44	7

(1) SMR CODE	(2) FEDERAL STOCK NUMBER	(3) DESCRIPTION  USABLE ON CODE	(4) UNIT OF MEAS	(5) QTY INC IN UNIT	(6) 30 DAY DS MAINT ALLOWANCE			(7) 30 DAY GS MAINT ALLOWANCE			(8) 1-YR ALW PER 100 EQUIP CNTGY	(9) DEPOT MAINT ALW PER 100 EQUIP	(10) ILLUS- TRATION		
					(a)	(b)	(c)	(a)	(b)	(c)			(a)	(b)	
					1-20	21-50	51-100	1-20	21-50	51-100			FIG. NO.	ITEM NO.	
P H 01764	3610-885-5679	BEARING: handwheel shaft, gear side 72DP225 (93230)	EA	1				*	2	2	19	10	44	10	
X2 H 01765		CAP, SHAFT: drive pinion, electrofilmed finish 11ODP143E (93230)	EA	1				SEE	GRP	9901			44	6	
X2 H 01766		COLLAR SHAFT: main drive pinion 122DP265 (93230)	EA	1									44	9	
X2 H 01767		FLYWHEEL: main drive 343DP264 (93230)	EA	1									44	2	
X2 H 01768		KEY, MACHINE: flywheel, 2 1/2 in. lg, 1/2 in. sq, electrofilmed finish 916E (93230)	EA	1									44	4	
X2 H 01769		PIN, DOWEL: flywheel, 5/32 in. dia, 5/16 in. lg, electrofilmed finish 501E (932305)	EA	1									44	3	
X2 H 01770		SCREW, CAP, SOCKET HEAD: shaft cap 20F77 (93230)	EA	4									44	5	
X2 H 01771		SETSCREW, SOCKET HEAD: flywheel 2301 (93230)	EA	1									44	1	
X2 H 01772		SETSCREW, SOCKET HEAD: pinion shaft collar 2289 (93230)	EA	1									44	8	
X2 H 01773		SHAFT: main- drive pinion 380DP985 (93230)	EA	1									44	12	
X2 H 01774		SLEEVE: flanged, main drive 395DP138 (93230)	EA	1									44	1	
X2 H 01775		SHIFT: blanket cylinder trip 380DP970 (93230)	EA	1									40	80	
X2 H 01776		SHAFT, EXTEINSON: blanket cylinder trip 380DP971 (93230)	EA	1									40	78	
X2 H 01777		SHAFT: impression, cylinder adjusting 380DP964 (93230)	EA	1									40	93	
X2 F 01778		SHAFT: trip fork throw-off 380DP969 (93230)	EA	1									40	31	
X2 F 01779		SHIM: blanket cylinder, 0.003 in. thk (as required) 391DC34 (93230)							SEE	GRP	9901			43	67
X2 F 01780		3610-374-2570	SHIM.: blanket cylinder, 0.004 in. thk (as required) 3911C35 (93230)						SEE	GRP	9901			43	34
X(2 F 01781	SHIM: blanket cylinder, 0.004 in. thk (as required) 391DC35 (93230)							SEE	GRP	9901			43	66	
X2 F 01782	3610-374-2570	SHIM: blanket cylinder, 0.005 in. thk (as required) 391DC36 (93230)						SEE	GRP	9901			43	65	
X2 F 01783		SHIM: blanket cylinder, 0.010 in. thk (as required) 391DC37 (93230)						SEE	GRP	9901			43	64	
X2 F 01784		SHIM: impression cylinder, 0.003 in. thk (as required) 391DC34 (93230)						SEE	GRP	9901			43	35	
X2 F 01785		SHIM: impression cylinder, 0.005 in. thk (as required) 391DC36 (93230)						SEE	GRP	9901			43	33	
X2 F 01786		SHIM: press axle bracket, 1/8 in. thk (as required) 39-DP135 (93230)													

(1) SMR CODE	(2) FEDERAL STOCK NUMBER	(3) DESCRIPTION  USABLE ON CODE	(4) UNIT OF MEAS	(5) QTY INC IN UNIT	(6) 30 DAY DS MAINT ALLOWANCE			(7) 30 DAY GS MAINT ALLOWANCE			(8) 1-YR ALW PER 100 EQUIP CNTGY	(9) DEPOT MAINT ALW PER 100 EQUIP	(10) ILLUS- TRATION	
					(a)	(b)	(c)	(a)	(b)	(c)			(a)	(b)
					1-20	21-50	51-100	1-20	21-50	51-100			FIG. NO.	ITEM NO.
X2 F 01787		SHIM, press axle bracket, 3/16 in. thk (as required) 391DP136 (93230)												
X2 F 01788		SHIM: press holddown bracket, 1/8 in. thk (as required) 391DP132 (93230)											39	53
X2 F 01789		SHIM: press holddown bracket (as required) 391DP133 (93230)											39	54
X2 F 01790		SHIM, GIB: impression cylinder, 0.010 in. thk (as required) 391DC37 (93230)						SEE	GRP	9901			43	32
X2 F 01791		SPACER: blanket cylinder 122DP267 (93230)	EA	1				SEE	GRP	9901			43	71
X2 F 01792		SPACER, CAP: blanket cylinder shaft 122DP272 (93230)	EA	1				SEE	GRP	9901			43	29
X2 F 01793		SPACER: impression cylinder 122DP267 (93230)	EA	1				SEE	GRP	9901			43	39
X2 F 01794		SPACER: impression cylinder shaft 122DP272 (93230)	EA	1				SEE	GRP	9901			43	61
X2 F 01795		SPACER: plate, cylinder 122DP267 (93230)	EA	1				SEE	GRP	9901			43	11
P F 01799	3610-256-7174	SPRING, HELICAL, COMPRESSION: trip latch lever rod 28DC57 (93230)	EA	1	*	2	2	*	2	2	19	10	40	38
P H 01797	3610-253-2908	SPRING, HELICAL, EXTENSION: blanket cylinder, trip cam lever 280P226 (93230)	EA	1				*	2	2	19	5	40	49
X2 H 01798		STUD ASSEMBLY: cylinder trip lever 904DP1478 (93230)	EA	1									40	71
X1 01799		CAP, STUD: cylinder trip lever 110DP141 (93230)	EA	1										
X1 01800		STUD, LEVER cylinder trip 404DP1478 (93230)	EA	1										
X2 F 01801		STUD: blanket cylinder trip fork, electrofilmed finish 404DC245E (93230)	EA	1									40	55
X2 H 01802		STUD: cylinder trip fork latch 044DP1484 (93230)	EA	1									53	57
X2 F 01803		STUD: front trip link, cadmium plated, 1/2 in. dia, 1 3/4 in. lg, electrofilmed finish 331DC193E (93230)	EA	1									43	17
X2 F 01804		STUD: impression cylinder handle 404DP1476 (93230)	EA	1									41	72
X2 F C1805		STUD: pawl throw-off control lever 404DPU141 (93230)	EA	1									41	70
X2 H 01806		STUD: side guide cam roller lever 404DP1447 (93230)	EA	1									41	65
X2 H 01807		STUD: trip fork lever 404DP1480 (93230)	EA	1									41	63
X2 O 01808		THUMBSCREW: plate and blanket cylinder guard mounting, 5/16-18 thd size, 3/4 in. lg., cadmium plated, electrofilmed finished 2579B (93230)	EA	1				SEE	GRP	9901			54	26
12 H 01809		TIE BAR ASSEMBLY: with switch box 590DP1266 (93230)	EA	1									41	5

(1) SMR CODE	(2) FEDERAL STOCK NUMBER	(3) DESCRIPTION  USABLE ON CODE	(4) UNIT OF MEAS	(5) QTY INC IN UNIT	(6) 30 DAY DS MAINT ALLOWANCE			(7) 30 DAY GS MAINT ALLOWANCE			(8) 1-YR ALW PER 100 EQUIP CNTGY	(9) DEPOT MAINT ALW PER 100 EQUIP	(10) ILLUS- TRATION	
					(a)	(b)	(c)	(a)	(b)	(c)			(a)	(b)
					1-20	21-50	51-100	1-20	21-50	51-100			FIG. NO.	ITEM NO.
X1 01810		BLOCK: switch box and tie bar 80DP319 (93230)	EA	3										
X1 01811		BRACKET: switch box and tie bar 90DP1266 (93230)	EA	1										
M 0 01812		TUBE, OIL: delivery jogger motion shaft bearing 436DP209 (93230) MANUFACTURE FROM:	EA	1								53	62	
P 0 01813	4710-277-5524	TUBE, COPPER (12 in. required)	FT					SEE	GRP	9501				
M 0 01814		TUBE, OIL: delivery worm shaft bearing 436DP210 (93230) MANUFACTURE FROM:	EA	1								53	63	
P 0 01815	4710-277-5524	TUBE, COPPER: (11 in. required)	FT					SEE	GRP	9501				
X2 0 01816		WASHER, FLAT: belt guard poppet mounting, 25/64 in. id, 5/8 in. od, 3/16 in. thk, electrofilmed finish 4637E (93230)	EA	4				SEE	GRP	9901		54	9	
X2 H 01817		WASHER, FLAT: blanket cylinder trip cam lever spring, 1 3/16 in. id, 1 3/4 in. od, 1/32 in. thk electrofilmed finish 4672E (932305)	EA	1				SEE	GRP	9901		40	68	
X2 F 01818		WASHER., FLAT: blanket cylinder trip lever, 33/64 in. id, 1 in. od, 1/1.6 in. thk, electrofilmed finish 4666E (93230)	EA	1				SEE	GRP	9901		43	25	
X2 F 01819		WASHER, FLAT: blanket cylinder trip lever, 41/64 in. id, 1 in. od, 1/16 in. thk, electrofilmed finish 4646E (93230)	EA	1				SEE	GRP	9901		43	23	
X2 F 01820		WASHER, FLAT: bracket mounting, 17/32 in. id, 1 7/16 in. od, 3/32 in. thk, electrofilmed finish 4636E (93230)	EA	4								39	50	
X2 H 01821		WASHER, FLAT: counter lever mounting, 41/64 in. id, 1 in. od, 1/16 in. thk, electrofilmed finish 4646E (93230)	EA	1				SEE	GRP	9901		43	20	
X2 H 01822		WASHER, FLAT: cylinder trip fork latch stud, 1/2 in. id, 7/8 in. od, 1/32 in. thk, electrofilmed finish 4666E (93230)	EA	1				SEE	GRP	9901		40	47	
X2 H 01823		WASHER, FLAT: cylinder trip latch lever assembly, 41/64 in. id, 1 1/4 in. od, 1/16 in. thk electrofilmed finish 4608E (93230)	EA	1								40	41	
X2 F 01824		WASHER, FLAT: front trip link stud, 1/2 in. id, 7/8 in. od, 1/32 in. thk, electrofilmed finish 4666E (93230)	EA	2								43	18	
X2 F 01825		WASHER, FLAT: impression cylinder adjusting link stop block, 25/64 in. id, 7/8 in. od, 1/8 in. thk, electrofilmed finish 4585E (93230)	EA	1				SEE	GRP	9901		40	85	
X2 H 01826		WASHER, FLAT: impression cylinder adjusting link, 1/2 in. id, 7/8 in. od, 1/32 in. thk, electrofilmed finish 4666E (93230)	EA	1				SEE	GRP	9901		40	87	
X2 F 01827		WASHER, FLAT: impression cylinder adjusting link, 5/8 in. id, 1 in. od, 1/32 in. thk, electrofilmed finish 4669E (93230)	EA	8				SEE	GRP	9901				

(1) SMR CODE	(2) FEDERAL STOCK NUMBER	(3) DESCRIPTION  USABLE ON CODE	(4) UNIT OF MEAS	(5) QTY INC IN UNIT	(6) 30 DAY DS MAINT ALLOWANCE			(7) 30 DAY GS MAINT ALLOWANCE			(8) 1-YR ALW PER 100 EQUIP CNTGY	(9) DEPOT MAINT ALW PER 100 EQUIP	(10) ILLUS- TRATION	
					(a)	(b)	(c)	(a)	(b)	(c)			(a)	(b)
					1-20	21-50	51-100	1-20	21-50	51-100			FIG. NO.	ITEM NO.
X2 F 01828		WASER, FLAT: impression cylinder handle stud, 7/16 in. id, 1 in. od, 1/16 in. thk, electrofilmed finish 4570E (93230)	EA	1				SEE	GRP	9901			40	82
X2 H 01829		WASHER, FLAT: press wheel axle, 7/8 in. id, 1 3/4 in. od, 1/8 in. thk, electrofilmed finish 4643B (9323(0))	EA	2									39	44
X2 H 01830		WASHER, FLIAT: trip fork, 3/4 in. id, 1 1/2 in. od, 1/16 in. thk, electrofilmed finish 4618E (93230)	EA	1				SEE	GRP	9901			40	60
X2 H 01831		WAS.HR, FLAT: trip fork lever stud, 1.3/16 in. id, 1 3/4 in. od, 1/32 in. thk, electrofilmed finish 4672E (93230)	EA	1				SEE	GRP	9901			40	58
X2 H 01832		WASHER, FLAT: trip fork lever link assembly, 49/64 in. id, 1 3/8 in. od, 1/8 in. thk, electrofilmed finish 4692E (93230)	EA	2									40	62
X'2 H 01833		WASHER, FLAT: trip fork lever Link assembly 3/4 in. id, 1 1/2 in. od, 1/16 in. thk, electrofilmed finish 46SfE (93230)	EA	1				SEE	GRP	9901			40	66
X2 H 31834+		WASHER, FLAT: trip fork stud, 49/64 in. id, 1 5/16 in. od, 1/8 in. thk, electrofilmed finish 4692E (93230)	EA	1								40	64	
X2 H 01835		WASHER, FLAT: trip fork stud, 0.765 in. id, 1.313 in. od, 0.032 in. thk, electrofilmed finish 4684E (93230)	EA	1								40	53	
X2 F 01836		WASHER, FLAT: trip latch connecting link studs, 1/2 in. id, 1 in. od, 1/32 in. thk, electrofilmed finish 4680E (93230)	EA	2				SEE	GRP	9901			40	25
X2 F 01837		WASHER, FLAT: trio latch lever rod, 5/16 in., id, 5/8 in. od, 1/32 in. thk, electrofilmed finish 4679E (93230)	EA	1				SEE	GRP	9901			40	34
X2 PH 01838		WASH, FLAT: trip lever stud, 1/2 in. id, 7/8 in. od, 1/32 in. thk, electrofilmed finish 4680E (93230)	EA	2				SEE	GRP	9901			53	55
X2 F 01839		WASHER, FLAT: upper and lower connecting link, 5/8 in. id, 1 1/8 in. od, 3/32 in. thk, electrofilmed finish 4669E (93230)	EA	2				SEE	GRP	9901			43	53
X2 F 01840		WASHER, LOCK: pawl throw-off control lever stud, 0.509 in. id, 0.879 in. od, 0.125 in. thk, electrofilmed finish 4606 (93230)	EA	1									41	69
X2 O 01841		WHEEL ASSEMBLY: press 961DP51 (93230)	EA	2									39	42
P F 01842	3110-156-7680	BEARING, ROLLER: press wheel 72DP222 (93230)	EA	2	2	2	4	2	2	4	50	20	51	5
X2 F 01843		CAP: wheel bearing retaining 110DP144 (93230)	EA	2									51	3
X2 O 01844		FITTING, LUBRICATION: press wheel 439DP53 (93230)	EA	2									51	1
X2 F 01845		SCREW, CAP, SOCEET HEAD: bearing retaining cap, 1/4-28 thd size, 5/8 in. lg 19DH6 (93230)	EA	6									51	2

(1) SMR CODE	(2) FEDERAL STOCK NUMBER	(3) DESCRIPTION  USABLE ON CODE  REF. NUMBER & MFR CODE	(4) UNIT OF MEAS	(5) QTY INC IN UNIT	(6) 30 DAY DS MAINT ALLOWANCE			(7) 30 DAY GS MAINT ALLOWANCE			(8) 1-YR ALW PER 100 EQUIP CNTGY	(9) DEPOT MAINT ALW PER 100 EQUIP	(10) ILLUS- TRATION	
					(a)	(b)	(c)	(a)	(b)	(c)			(a)	(b)
					1-20	21-50	51-100	1-20	21-50	51-100			FIG. NO.	ITEM NO.
X2 F 01846		WASHER, NONMETALLIC: press wheel bearing, 1 1/4 in. id, 2 in. od, 1/8 in. thk 45DP174 (93230)	EA	4									51	4
X1 01847		WHEEL: press 461DP51 (93230)	EA	2									51	6
01848		6504 - OFFSET PRESS INKER												
X2 H 01849		ARM TRIP ASSEMBLY: ink fountain pawl 7110DP141 (93230)	EA	1									68	13
X1 01850		PAWL: fountain, first assembly 1711DP141 (93230)	EA	1										
X1 01851		HEAD: ratchet pawl 211DP141 (93230)	EA	1										
X1 01852		LINK: ratchet pawl 265DP361 (93230)	EA	1										
X1 01853		STUD: fountain pawl trip 404DP1470 (93230)	EA	1										
X2 F 01854		BAR ASSEMBLY: ink ductor 563DP518 (93230)	EA	1									68	51
X2 F 01855		BAR: ink ductor 63DP518 (93230)	EA	1									61	5
P F 01856	3610-885-5672	BEARINING: ink ductor, front 70DP153 (93230)	EA	1	"	2	2	*	2	2	19	10	61	11
P F 01857	3610-885-5673	BEARING: ink ductor, rear 70DF154 (93230)	EA	1	*	2	2	*	2	2	19	10	61	12
X2 F 01858		CAP: ink ductor, roller 110DP140 (93230)	EA	2									61	9
X2 F 01859		NUT, SELF-LOCKING, HEXAGON: center plate stud, 3/16-20 thd size 10DH87 (93230)	EA	1									61	3
X2 F 01860		NUT, SELF-LOCKING, HEXAGON: plate stud, 1/28 thd size 10D1022 (93230)	EA	2									61	1
X2 F 01861		PLATE ASSEMBLY: inductor 836DP803 (93230)	EA	1									61	13
X1 01862		PLATE: ink ductor 336DP803 (93230)	EA	1										
X1 01863		STUD: ink ductor 404DP1526 (93230)	EA	2										
X1 0186/4		STUD: ink ductor 404DP1527 (93230)	EA	1										
X2 F 01865		SCPIEW, CAP, SOCKET HEAD: plate assembly 20F76 (93230)	EA	4									61	10
X2 F 01866		THUMBSCREW: ink ductor roller, special, electrofilmed finish 2574E, (93230)	EA	2									61	8
X2 F 01867		WASHER, FLAT: center plate stud, 1/2 in. id, 7/8 in. od, 1/32 in. -th., electro- filmed finish 4666E (93230)	EA	2									61	7
X2 F 01868		WASHER, FLAT: center plate stud, 7/16 in. id, 1 in. od, 1/16 in. thk, electro- filmed finish 4570E (93230)	EA	1					SEE	GRP	9901		61	4
X2 F 01869		WASHER, FLAT: plate stud, 25/64 in. id, 5/8 in. od, 1/16 in. thk, electro- filmed finish 4637E (93230)	EA	2					SEE	GRP	9901		61	6

(1) SMR CODE	(2) FEDERAL STOCK NUMBER	(3) DESCRIPTION  USABLE ON CODE	(4) UNIT OF MEAS	(5) QTY INC IN UNIT	(6) 30 DAY DS MAINT ALLOWANCE			(7) 30 DAY GS MAINT ALLOWANCE			(8) 1-YR ALW PER 100 EQUIP CNTGY	(9) DEPOT MAINT ALW PER 100 EQUIP	(10) ILLUS- TRATION	
					(a)	(b)	(c)	(a)	(b)	(c)			(a)	(b)
					1-20	21-50	51-100	1-20	21-50	51-100			FIG.	ITEM
		REF. NUMBER & MFR CODE											NO.	NO.
X2 F 01870		WASHER, FLAT: plate stud, 9/32 in. id, 5/8 in. od, 1/16 in. thk, electrofilmed finish 4500E (93230)	EA	2				SEE	GRP	9901			61	2
X2 H 01871		BAR, TIE: ink roller brackets 411DP17 (93230)	EA	1									64	20
X2 H 01872		BEARING, BALL, ANNIULAR: sleeve assembly 72DM1s98 (93230)	EA	1									64	50
X2 H 01873		BEARING, BALL, ANNULAR: vibrator inter- mediate shaft 72DM198 (93230)	EA	4				SEE	GRP	9901			64	1
X2 H 01874		BEARING, BALL, ANNULAR: vibrator shaft drive gear 72DI-L98 (93230)	EA	2				SEE	GRP	9901			64	5
P F 01875	3610-730-6423	BEARING: form roller 71DP544 (93230)	EA	6	3	6	12	3	6	12	149	60	54	52
P H 01876	3610-784-3698	BEARING: large distributor roller 71DP546 (93230)	EA	4				2	4	8	99	40	54	35
P H 01877	3610-991-3036	BEARING: upper vibrator shaft 71DP559 (93230)	EA	2				SEE	GRP	9901			64	17
P H 01878	3610-885-5677	BEARING, INK DUCTOR SHAFT 71DP567 (93230)	EA	2				2	2	4	50	20	68	50
P H 01879	3610-885-5671	BEARING, INK FOUNTAIN SHAFT 70DP152 (93230)	EA	1				*	2	2	19	10	41	43
P F 01880	3120-353-4521	BEARING, SLEEVE: distributor rollers 71DP545 (93230)	EA	4	2	4	8	2	4	8	99	40	54	40
X2 H 01881		BEARING, SLEEVE: ink trip shaft 71DP561 (93230)	EA	2									53	22
P H 01882	3610-885-5676	BEARING, VIBRATOR SHAFT: large 71DP565 (93230)	EA	2				2	2	4	50	20	64	46
X2 H 01883		BLOCK: ink roller 80DP314 (93230)	EA	1				SEE	GRP	9901			64	41
X2 H 01884		BLOCK, INK ROLLER 80DP314 (93230)	EA	1				SEE	GRP	9901			68	56
X2 H 01885		BLOCK, INK ROLER: vibrating 80DP314 (93230)	EA	5									68	52
X2 H 01886		BLOCK, STOP: ink throw-off 80DP315 (93230)	EA	1									64	76
X2 H 01887		BLOCK: trip vibrator roller lever 80DP314 (93230)	EA	1				SEE	GRP	9901			68	69
X2 H 01888		BOLT, MACHINE: ink ductor lever, 5/16-18 thd size, 1 in. lg, electrofilmed finish 1940F (93230)	EA	1				SEE	GRP	9901			68	33
X2 F 01889		BRACKET ASSEMBLY: distributor roller support 590DP1297 (93230)	EA	2									68	31
X2 F 01890		BRACKET SUPPORT: distributor roller 90DP1297 (93230)	EA	2									59	8
X2 F 01891		CAP, BRACKET: distributor roller support 110DP154 (93230)	EA	2									59	6
X2 F 01892		LOCKNUT: roller adjusting screw, 1/4-28 thd size, electrofilmed finish 10DM105E (93230)	EA	2				SEE	GRP	9901			59	4
X2 F 01893		NUT, ROUND KNURLED: adjusting screw, 1/4-28 thd size electrofilmed finish 10DM104E (932305)	EA	2				SEE	GRP	9901			59	3



(1) SMR CODE	(2) FEDERAL STOCK NUMBER	(3) DESCRIPTION  USABLE ON CODE	(4) UNIT OF MEAS	(5) QTY INC IN UNIT	(6) 30 DAY DS MAINT ALLOWANCE			(7) 30 DAY GS MAINT ALLOWANCE			(8) 1-YR ALW PER 100 EQUIP CNTGY	(9) DEPOT MAINT ALW PER 100 EQUIP	(10) ILLUS- TRATION	
					(a)	(b)	(c)	(a)	(b)	(c)			(a)	(b)
					1-20	21-50	51-100	1-20	21-50	51-100			FIG. NO.	ITEM NO.
P F 01894	5340-135-8842	RING, RETAINING: roller adjusting screw, electrofilmed finish 367AH29E (93230)	EA	2				SEE	GRP	9901			59	2
X2 F 01895		SCREW, CAP, SOCKET HEAD: support bracket 2068 (93230)	EA	2									59	7
X2 F 01896		SCREW, CAP, SOCKET HEAD: support bracket 20F77 (93230)	EA	4									59	5
X2 F 01897		THUMBSCREW: roller adjusting, 1/4-28 thd size, 1 5/8 in. lg, electrofilmed finish 25D0U-E (93230)	EA	2				SEE	GRP	9901			59	1
X2 F 01898		BRACKET ASSEMBLY: ink guard support front 590DP1279 (93230)	EA	1									54	25
X2 H 01899		BRACKET: ink guard support 90DP1278 (93230)	EA	2										
X2 H 01900		STUD: ink guard support 404DP1501 (93230)	EA	2										
X2 F 01901		BRACKET ASSEMBLY: ink guard support rear 590DP1278 (93230) (Components same as BRACKET ASSEMBLY, Stock No. (93230) 590DP1279)	EA	1									54	24
X2 F 01902		BRACKET ASSEMBLY, INK ROLLER: front 590DP1271 (93230)	EA	1									64	34
X2 H 01903		BRACKET ASSEMBLY FORM ROLLER: 1h 590DP1262 (93230)	EA	1				SEE	GRP	9901			63	26
X2 H 01904		BRACKET: form roller, 1h 90DP1262 (93230) (Used with BRACKET ASSEMBLY, Stock No.(93230) 590DP1262, only)	EA	1										
X1 01905		BRACKET: form roller, rh 90DP1261 (93230) (Used with BRACKET ASSEMBLY, Stock No. (93230) 590DP1261, only)	EA	2										
X1 01906		PIN, STRAIGHT, HEADLESS: form roller bracket, 0.188 in. dia, 5/8 in. lg, electrofilmed finish 1342E (93230)	EA	3										
X1 01907		PLATE: form roller 336DP802 (93230)	EA	3										
X1 01908		STUD, BRACKET: form roller 404DP1451 (93230)	EA	3										
X2 H 01909		BRACKET ASSEMBLY, FORM ROLLER: 1h 590DP1261 (932301) (Same as BRACKET ASSEMBLY, Stock No. (93230) 590DP1262, except where individual components are annotated)	EA	2				SEE	GRP	9901			63	25
X2 H 01910		BRACKET ASSEMBLY, DNK ROLLER: front, first assembly 2590DP1271 (93230)	EA	1									63	30
X2 H 01911		BRACKET SUBASSEMBLY, INK ROLLER: front, first assembly 1590DP1271 (93230)	EA	1									63	32
X1 01912		BRACKET: ink roller, front 90DP1271 (93230)	EA	1										
X2 H 01913		CAP: ink roller, front bracket 110DP142 (93230)	EA	1									63	31

(1) SMR CODE	(2) FEDERAL STOCK NUMBER	(3) DESCRIPTION  USABLE ON CODE	(4) UNIT OF MEAS	(5) QTY INC IN UNIT	(6) 30 DAY DS MAINT ALLOWANCE			(7) 30 DAY GS MAINT ALLOWANCE			(8) 1-YR ALW PER 100 EQUIP CNTGY	(9) DEPOT MAINT ALW PER 100 EQUIP	(10) ILLUS- TRATION	
					(a)	(b)	(c)	(a)	(b)	(c)			(a)	(b)
					1-20	21-50	51-100	1-20	21-50	51-100			FIG. NO.	ITEM NO.
X2 H 01914		SCREW, CAP, SOCKET HEAD: bracket assembly, 5/16-18 thd size, 1 1/2 in. lg, electrofilmed finish 2084E (93230)	EA	2					SEE	GRP	9901		63	29
X2 H 01915		POPPET ASSEMBLY: form roller adjustment 999DP804 (93230)	EA	2					SEE	GRP	9901		63	12
X1 01916		POPPET: adjustment 499DP804 (93230)	EA	2										
X2 H 01917		STUD, LEVEE: ink form roller adjusting 404DP1502 (93230)	EA	2					SEE	GRP	9901			
X2 H 01918		CAP, ROLLER SPRIG: auxiliary vibrator, electrofilmed finish 110DC37E (93230)	EA	1					SEE	GRP	9901		63	7
X2 }H 01919		LEVER: form roller adjustment delivery end 270DP968 (93230)	EA	1					SEE	GRP	9901		63	15
X2 H 01920		LEVER: form roller adjustment feed end 270DP971 (93230)	EA	1					SEE	GRP	9901		63	16
X2 H 01921		LOCKNUT: auxiliary vibrator thumbscrew, 1/4-28 thd size, electrofilmed finish 10DM105E (93230)	EA	1					SEE	GRP	9901		63	4
X2 H 01922		NUT, PLAIN, HEXAGON: ink roller bracket adjustment screw, 1/4-28 thd size, electrofilmed finish 10F04E (93230)	EA	3					SEE	GRP	9901		63	22
X2 H 01923		NUT, ROUND, KNURLED: auxiliary vibrator thumbscrew, 1/4-28 thd size, electrofilmed finish 10DM104E (93230)	EA	1					SEE	GRP	9901		63	3
X2 H 0192Y4		PAD, 0IL: form roller bracket 499DC87 (93230)	EA	2					SEE	GRP	9901		63	18
X2 H 01925		PIN, COTTER: adjusting lever stud 1113 (93230)	EA	2									63	13
X2 H 01926		PIN, COTTER: ink roller bracket assembly 1114 (93230)	EA	3									63	23
X2 H 01927		PIN, STRAIGHT, HEADLESS: ink roller bracket assembly, 0.188 in. dia, 5/8 in. lg, electrofilmed finish 1342E (93230)	EA	2					SEE	GRP	9901		63	28
X2 H 01928		PLATE CLAMP: auxiliary vibrator, electrofilmed finish 336DC520E (93230)	EA	1					SEE	GRP	9901		63	6
X2 H 01929		POPPET ASSEMBLY: form roller adjustment 999DP804 (93230)	EA	1					SEE	GRP	9901			
X1 01930		POPPET: form roller adjustment 499DP804 (93230)	EA	1										
X2 H 01931		POPPET: form roller adjustment 499DP838 (93230)	EA	1					SEE	GRP	9901		63	19
P H 01932	5340-135-8842	RING, RETAINING: auxiliary vibrator thumbscrew 367AHf29 (93230)	EA	1					SEE	GRP	9901		63	2
X2 H 01933		SCREW, CAP, SOCKET HEAD: auxiliary vibrator clamp plate 20F77 (93230)	EA	2									63	5
X2 H 01934		SCREW, CAP, SOCKET HEAD: form roller adjustment poppet 24DP130 (93230)	EA	1									63	20

(1) SMR CODE	(2) FEDERAL STOCK NUMBER	(3) DESCRIPTION  USABLE ON CODE	(4) UNIT OF MEAS	(5) QTY INC IN UNIT	(6) 30 DAY DS MAINT ALLOWANCE			(7) 30 DAY GS MAINT ALLOWANCE			(8) 1-YR ALW PER 100 EQUIP CNTGY	(9) DEPOT MAINT ALW PER 100 EQUIP	(10) ILLUS- TRATION	
					(a)	(b)	(c)	(a)	(b)	(c)			(a)	(b)
					1-20	21-50	51-100	1-20	21-50	51-100			FIG. NO.	ITEM NO.
X2 H 01935		SCREW, CAP, SOCKET HEAD: poppet assembly 24DHf73 (93230)	EA	1									63	10
X2 H 01936		SCREW, CAP, SOCKET HEAD: poppet adjusting 20F57 (93230)	EA	3									63	21
X2 H 01937		SCREW, CAP, SOCKET HEAD: poppet attaching 2GF57 (93230)	EA	1									63	11
X2 H 01938		SETSCREW, SOCKET HEAD: housing, front 22F62 (93230)	EA	1									63	27
X2 H 01939		SETSCREW, SOCKET HEAD: poppet adjustment 22F62 (93230)	EA	2									63	17
X2 H 01940		SPRING, HELICAL, COMPRESSION: auxiliary vibrator roller 28DC144 (93230)	EA	1				SEE	GRP	9901			63	9
P H 01941	3610-829-2688	SPRING, HELICAL, COMPRESSION: auxiliary vibrator roller, top 2877 (93230)	EA	1				SEE	GRP	9901			63	8
X2 H 01942		THUMBSCREW: auxiliary vibrator, nickel plated, 1/4-28 thd size, 1 5/8 in. lg, electrofilmed finish 25DH12E (93230)	EA	1				SEE	GRP	9901			63	1
X2 H 01943		WASHER, FLAT: adjusting lever stud, 3/8 in. id, 3/4 in. od, 1/32 in. thk, electrofilmed finish 4668E (93230)	EA	2				SEE	GRP	9901			63	14
X2 H 01944		WASHER, FLAT: ink roller bracket assembly, 1/2 in. id, 7/8 in. od, 1/32 in. thk, electrofilmed finish 4666E (93230)	EA	3									63	24
X2 F 01945		BRACKET ASSEMBLY, INK ROLLER: rear 590DP1272 (93230)	EA	1									64	42
X2 H 01946		BRACKET ASSEMBLY: form roller, 1h 590DP1262 (93230)	EA	2				SEE	GRP	9901			65	26
X1 01947		BRACKET: form roller, 1h 90DP1262 (93230)	EA	2										
X1 01948		BRACKET: form roller, rh 90DP1261 (93230)	EA	1										
X1 01949		PIN, STRAIGHT, HEADLESS: form roller bracket, 0.188 in. dia, 5/8 in. lg, electrofilmed finish 1342E (93230)	EA	3										
X1 01950		PLATE: form roller 336DP802 (93230)	EA	3										
X1 01951		STUD BRACKET: ink form roller 404DP1451 (93230)	EA	3										
X2 H 01952		BRACKET ASSEMBLY: form roller, rh 590DP1261 (93230) (Same as BRACKET ASSEMBLY, Stock No. (93230) 590DP1262, except where individual components are annotated)	EA	1				SEE	GRP	9901			65	25
X2 H 01953		BRACKET ASSEMBLY, INK ROLLER: first, rear 2590DP1272 (93230)	EA	1									65	39
X2 H 01954		BRACKET ASSEMBLY, INK ROLLER: first assembly 1590DP1272 (93230)	EA	1									65	36
X1 01955		BRACKET: ink roller, rear 90DP1272 (93230)	EA	1										
X1 01956		CAP: ink roller bracket 110DP142 (93230)	EA	1									65	38

(1) SMR CODE	(2) FEDERAL STOCK NUMBER	(3) DESCRIPTION  USABLE ON CODE	(4) UNIT OF MEAS	(5) QTY INC IN UNIT	(6) 30 DAY DS MAINT ALLOWANCE			(7) 30 DAY GS MAINT ALLOWANCE			(8) 1-YR ALW PER 100 EQUIP CNTGY	(9) DEPOT MAINT ALW PER 100 EQUIP	(10) ILLUS- TRATION	
					(a)	(b)	(c)	(a)	(b)	(c)			(a)	(b)
					1-20	21-50	51-100	1-20	21-50	51-100			FIG. NO.	ITEM NO.
X2 H 01957		SCREW, CAP, SOCKET HEAD: bracket cap, 5/16-18 thd size, 1 1/2 in. lg, electrofilmed finish 2084E (93230)	EA	2				SEE	GRP	9901			65	37
X2 H 01958		POPPET ASSEMBLY: form roller adjustment 999DP804 (93230)	EA	1				SEE	GRP	9901			65	12
X1 01959		POPPET: form roller adjustment 499DP804 (93230)	EA	1										
X2 H 01960		STUD LEVER.: ink form roller adjustment 404DP1520 (93230)	EA	2				SEE	GRP	9901				
X2 H 01961		CAP, SPRING: auxiliary vibrator roller, electrofilmed finish 110DC37E (93230)	EA	1				SEE	GRP	9901			65	7
X2 H 01962		LEVER ASSEMBLY: small ink vibrator 770DP959 (93230)	EA	1									65	31
X1 01963		LEVER: small ink vibrator 270DP959 (93230)	EA	1										
X1 01964		STUD: ink vibrator 404DP1473 (93230)	EA	1										
X2 H 01965		LEVER: form roller adjustment delivery end 270DP968 (93230)	EA	1				SEE	GRP	9901			65	15
X2 H 01966		LEVER: form roller adjustment feed end 270DP971 (93230)	EA	1				SEE	GRP	9901			65	16
X2 H 01967		LOCKNUT: auxiliary vibrator thumbscrew, 1/4-28 thd size electrofilmed finish 10DM105E (93230)	EA	1				SEE	GRP	9901			65	4
X2 H 01968		NUT, PLAIN-, HEXAGON: form roller bracket assembly adjusting screw, 1/4-28 thd size, electrofilmed finish 10F04E (93230)	EA	3				SEE	GRP	9901			65	22
X2 H 01969		NUT, ROUND KNURLED: auxiliary vibrator thumbscrew, 1/4-28 thd size, electrofilmed finish 10DM104E (93230)	EA	1				SEE	GRP	9901			65	3
X2 H 01970		PAD, OIL: form roller adjustment poppet 499DC87 (93230)	EA	2				SEE	GRP	9901			65	18
X2 H 01971		PIN, COTTER: form roller adjustment lever 1113 (93230)	EA	2									65	13
X2 H 01972		PIN, COTTER: form roller bracket assembly 1114 (93230)	EA	3									65	29
X2 H 01973		PIN, COTTER: small ink vibrator lever assembly 1114 (93230)	EA	1									65	23
X2 H 01974		PIN, STRAIGHT, HEADLESS: ink roller bracket assembly, 0.188 in. dia, 5/8 in. lg, electrofilmed finish 1342E (93230)	EA	2				SEE	GRP	9901			65	28
X2 H 01975		PLATE, CLAIP: auxiliary vibrator, electrofilmed finish 336DC520E (93230)	EA	1				SEE	GRP	9901			65	6
X2 H 01976		PUPPET ASSEMBLY: form roller adjustment 999DP804 (93230)	EA	1				SEE	GRP	9901				
X1 01977		POPPET: form roller adjustment 499DP804 (93230)	EA	1										
X(2 H 01978		POPPET: form roller adjustment 499DP838 (93230)	EA	1				SEE	GRP	9901			65	20

(1) SMR CODE	(2) FEDERAL STOCK NUMBER	(3) DESCRIPTION  USABLE ON CODE	(4) UNIT OF MEAS	(5) QTY INC IN UNIT	(6) 30 DAY DS MAINT ALLOWANCE			(7) 30 DAY GS MAINT ALLOWANCE			(8) 1-YR ALW PER 100 EQUIP CNTGY	(9) DEPOT MAINT ALW PER 100 EQUIP	(10) ILLUS- TRATION			
					(a)	(b)	(c)	(a)	(b)	(c)			(a)	(b)		
					1-20	21-50	51-100	1-20	21-50	51-100			FIG.	ITEM		
P H 01979	5340-135-8842	RING, RETAINING: auxiliary vibrator thumbscrew 367AH29 (93230)	EA	1				SEE	GRP	9901			65	2		
X2 H 01980		SCREW, CAP, SOCKET HEAD: bracket adjusting, 1/4-28 thd size, 1 in. lg 20F57 (93230)	EA	3										65	21	
X2 H 01981		SCREW, CAP, SOCKET HEAD: clamp plate 20F77 (93230)	EA	2										65	5	
X2 H 01982		SCREW, CAP, SOCKET HEAD: form roller adjustment poppet 24DP130 (93230)	EA	2										65	19	
X2 H 01983		SCREW, CAP, SOCKET HEAD: poppet assembly adjustment, electrofilmed finish 24DH73 (93230)	EA	1										65	10	
X2 H 01984		SCREW, CAP, SOCKET HEAD: poppet attaching, 1/4-28 thd size, 1 in. lg 20F57 (93230)	EA	1				SEE	GRP	9901				65	11	
X2 H 01985		SETSCREW, SOCKET HEAD: form roller adjusting poppet 22F62 (93230)	EA	2										65	17	
X2 H 01986		SETSCREW, SCCKET HEAD: housing front 22F62 (93230)	EA	1										65	27	
X2 H 01987		SETSCREW, SOCKET HEAD: ink roller bracket assembly, 3/8-16 thd size, 1/2 in. lg, electrofilmed finish 2292E (93230)	EA	1				SEE	GRP	9901				65	32	
X2 H 01988		SPRING, HELICAL, COMPRESSION: auxiliary vibrator roller 2877 (93230)	EA	1				SEE	GRP	9901				65	8	
X2 H 01989		SPRING, HELICAL, COMPRESSION: auxiliary vibrator roller 28DC144 (93230)	EA	1				SEE	GRP	9901				65	9	
P H 01990		3610-885-5684	STUD ASSEMBLY: small ink vibrator roller 904DP1460 (93230)	EA	1				*	2	2	19	15	65	33	
X2 0 01991			FITTING, LUBRICATION: small ink vibrator roller 439DP52 (93230)	EA	1										65	34
X2 H 01992			STUD SUBASSEMBLY: small ink vibrator roller 1904DP1460 (93230)	EA	1										65	35
X1 01993			STUD: small ink vibrator, lever 404DP1490 (93230)	EA	1											
X1 01994	STUD: small ink vibrator, roller 4040DP1460 (93230)		EA	1												
X2 H 01995	THUMBSCREW: auxiliary vibrator, 1/4-28 thd size, 1 5/8 in. lg, electrofilmed finish 25DH12E (93230)		EA	1				SEE	GRP	9901				65	1	
X2 H 01996	WASHER, FLAT: form roller adjustment lever, 3/8 in. id, 3/4 in. od, 1/32 in. thk, electrofilmed finish 4668E (93230)		EA	2				SEE	GRP	9901				65	14	
X2 H 01997	WASHER, FLAT: form roller bracket assembly, 1/2 in. id, 7/8 in. od, 1/32 in. thk, electrofilmed finish 4666E (93230)		EA	3				SEE	GRP	9901				65	24	
X2 H 01998	WASHER, FLAT: small ink vibrator lever assembly, 5/8 in. id, 1 1/2 in. od, 1/32 in. thk, electrofilmed finish 4669E (93230)		EA	1				SEE	GRP	9901				65	30	

(1) SMR CODE	(2) FEDERAL STOCK NUMBER	(3) DESCRIPTION  USABLE ON CODE	(4) UNIT OF MEAS	(5) QTY INC IN UNIT	(6) 30 DAY DS MAINT ALLOWANCE			(7) 30 DAY GS MAINT ALLOWANCE			(8) 1-YR ALW PER 100 EQUIP CNTGY	(9) DEPOT MAINT ALW PER 100 EQUIP	(10) ILLUS- TRATION	
					(a)	(b)	(c)	(a)	(b)	(c)			(a)	(b)
					1-20	21-50	51-100	1-20	21-50	51-100			FIG. NO.	ITEM NO.
X2 F 01999		BRACKET ASSEMBLY: washup, g.s. 580DP308 (93230)	EA	1									64	25
X2 F 02000		BRACKET ASSEMBLY: washup, o.s. 580DP307 (93230)	EA	1									64	24
X2 F 02001		BRACKET, DISTRIBUTOR ROLLER: front 90DP1258 (93230)	EA	1									68	65
X2 F 02002		BRACKET: distributor roller, front 90DP1268 (93230)	EA	1									64	36
X2 F 02003		BRACKET, DISTRIBUTOR ROLLER, rear 90DP1260 (93230)	EA	1									68	66
X2 F 02004		BRACKET: distributor roller, rear 90DP1269 (93230)	EA	1									64	44
X2 H 02005		BRACKET, SUPPORT: large vibrator roller intermediate gear 900D1294 (93230)	EA	1									68	84
X2 H 02006		BUSHING: small ink vibrator roller, feeder end 71DP564 (93230)	EA	2									54	41
X2 H 02007		CAP, RETAINER: vibrator bearing 110DP151 (93230)	EA	4									68	77
X2 F 02008		CLAMP, TUBING: ink ductor shaft bearing tube, electrofilmed finish 49864E (93230)	EA	1				SEE	GRP	9901			53	6
X2 F 02009		CLAMP, TUBING: large ink -vibrator shaft bearing tube, electrofilmed finish 49861E (93230)	EA	1									53	67
X2 F 02010		CLAMP., TUBING: worm shaft bearing tube, electrofilmed finish 49864E (93230)	EA	1				SEE	GRP	9901			53	61
X2 H 02011		COLLAR: ink fountain ratchet lever assembly, electrofilmed finish 3DC28E (93230)	EA	1				SEE	GRP	9901			64	39
X2 H 02012		COLLAR: ratchet lever, electrofilmed finish 3DC28E (93230)	EA	1				SEE	GRP	9901			68	9
X2 H 02013		COUPLING: ink fountain roller, electro- filmed finish 134DH.9E (93230)	EA	1									68	23
X2 F 02014		DOWEL: distributor roller bracket, shank, 0.250 in. dia., 9/32 in. lg, electrofilmed finish 539E (93230)	EA	4				SEE	GRP	9901			64	37
X2 H 02015		DOWEL: ink bracket gib, 0.315 in. dia., 1 5/16 in. lg, electrofilmed finish 557E (93230)	EA	8									64	33
X2 F 02016		DOWEL: ink fountain aligning 5DP6 (93230)	EA	4				SEE	GRP	9901			68	21
X2 H 02017		DOWEL: vibrator worm and gear housing assembly mounting, 1/4 in. die, 5/8 in. lg, electrofilmed finish 537E (93230)	EA	2				SEE	GRP	9901			68	58
X2 0 02018		FITTING, LUBRICATION: -vibrator roll intermediate gear stud 439DP52 (93230)	EA	4									68	74
X2 F 02019		FOUNTAIN ASSEMBLY, INK 560DP20 (93230)	EA	1									68	22
X2 F 02020		BACK: ink fountain 60DP20 (93230)	EA	1									58	46

(1) SMR CODE	(2) FEDERAL STOCK NUMBER	(3) DESCRIPTION  USABLE ON CODE	(4) UNIT OF MEAS	(5) QTY INC IN UNIT	(6) 30 DAY DS MAINT ALLOWANCE			(7) 30 DAY GS MAINT ALLOWANCE			(8) 1-YR ALW PER 100 EQUIP CNTGY	(9) DEPOT MAINT ALW PER 100 EQUIP	(10) ILLUS- TRATION	
					(a)	(b)	(c)	(a)	(b)	(c)			(a)	(b)
					1-20	21-50	51-100	1-20	21-50	51-100			FIG. NO.	ITEM NO.
P F 02021	3610-353-4543	BLADE, INK FCLITAD4 836DP771 (93230)	EA	1	2	2	4	2	2	4	50	10	58	20
X1 02022		BLADE: ink fountain 79DP23 (93230)	EA	1										
X1 02023		PLATE: ink fountain blade 336DP771 (93230)	EA	1										
X1 02024		RIVET, SOLID: ink fountain blade, 1/8 in, dia 1/2 in. lg 3710 (93230)	EA	23										
X2 F 02025		BRACKET ASSEMBLY: indicator 590DP1231 (93230)	EA	1									58	12
X2 F 02026		BRACKET: abutment indicator 90DP1231 (93230)	EA	1									58	14
X2 F 02027		PIN, DISK: abutment indicator 39DP10 (93230)	EA	25				SEE	GRP	9901			58	9
X2 F 02028		CHEEKPIECE: ink fountain, front 117DP21 (93230)	EA	1									58	43
X2 F 02029		CHEEKPIECE: ink fountain, rear 117DP20 (93230)	EA	1									58	4
X2 F 02030		DISK ASSEMBLY: ink fountain 640DP96 (93230)	EA	25									58	6
X2 F 02031		DISK INDICATOR 140DP96 (93230)	EA	25									58	10
X2 F 02032		PIN, DISK: ink fountain indicator 39DP10 (93230)	EA	25				SEE	GRP	9901			58	13
X2 F 02033		PLATE, DIAL: ink fountain 336DP790 (93230)	EA	25									58	8
X2 F 02034		SCREW, DIAL: ink fountain dial plate, nickel plated, No. 2, 3/16 in. lg, electrofilmed finish 23722 (93230)	EA	50				SEE	GRP	9901			58	7
Y2 F 02035		SETSCREW, SOCKET LEAD: disk assembly 2234 (93230)	EA	25									58	5
X2 F 02036		DOWEL: indicator bracket assembly aligning, electrofilmed finish 5221 (93230)	EA	2				SEE	GRP	9901			58	15
X2 F 02037		DOWEL: ink fountain back, 1/4 in. dia, 1 1/8 in. lg, electrofilmed 540L (93230)	EA	1									58	15
X2 F 02038		DOWEL: ink fountain back, 1/4 in. dia, 3/4 in. lg, electrofilmed finish 535E (93230)	EA	1				SEE	GRP	9901			58	44
X2 0 02039		FITTING, LUBRICATION: Link fountain assembly, 65 degree, 1/8-27 thd size 439DP51 (93230)	EA	2									58	1
X2 F 02040		KEY, WOODRUFF: ink fountain lever ratchet, 1/4 in. dia, 1 in. 1l, electro- filmed finish 992E (93230)	EA	1				SEE	GRP	9901			58	24
X2 F 02041		LEVER ASSEMBLY, HAND: ink fountain 770DP984 (93230)	EA	1									58	25
X2 H 02042		KNOB: ink fountain hand lever plunger 210DP244 (93230)	EA	1									58	32
X2 H 02043		LEVER SUBASSEMBLY HAND: ink 1770DP984 (93230)	EA	1										
X;2 02044		HANDLE: ink fountain lever 210DP187 (93230)	EA	1										

(1) SMR CODE	(2) FEDERAL STOCK NUMBER	(3) DESCRIPTION  USABLE ON CODE	(4) UNIT OF MEAS	(5) QTY INC IN UNIT	(6) 30 DAY DS MAINT ALLOWANCE			(7) 30 DAY GS MAINT ALLOWANCE			(8) 1-YR ALW PER 100 EQUIP CNTGY	(9) DEPOT MAINT ALW PER 100 EQUIP	(10) ILLUS- TRATION	
					(a)	(b)	(c)	(a)	(b)	(c)			(a)	(b)
					1-20	21-50	51-100	1-20	21-50	51-100			FIG. NO.	ITEM NO.
X1 02045		LEVER, HAND: ink fountain 270DP984 (93230)	EA	1									58	36
X2 H 02046		PAWL ASSEMBLY: hand lever, ink fountain, electrofilmed finish 830DH58, (93230)	EA	1									58	28
X1 02047		PAWL: ink fountain hand lever, electrofilmed finish 330DH58E (93230)	EA	1										
X1 02048		STUD: ink: fountain hand lever, electrofilmed finish 404DH908E (93230)	EA	1										
X2 H 02049		PIN: ink fountain hand lever 331DP4S4 (93230)	EA	1									58	34
X2 H 02050		PIN, COTTER: hand lever pawl stud 1113 (93230)	EA	1									58	26
X2 H 02051		PIN, STRAIGHT, HEADLESS: ink fountain hand lever plunger pin, electrofilmed finish 1288E (93230)	EA	1									58	33
X2 H 02052		PIN, TAPERED, PLAIN: ink fountain hand lever plunger knob, electro- filmed finish 1512E (93230)	EA	1									58	31
X2 H 02053		SPRING, HELICAL, COMPRESSION: ink fountain hand lever plunger pin 28DE72 (93230)	EA	1									58	35
X2 H 02054		WASHER, FLAT: hand lever pawl stud phosphate coat and oil, 3/8 in. id, 3/4 in. od, 1/32 in. tin, electrofilmed finish 4668E (93230)	EA	1				SEE	GRF	9901			55	27
X2 F 02055		PLATE: ink fountain blade stop, electro- filmed finish 33325E (93230)	EA	2									58	17
X2 F 02056		PLUNGER: ink fountain, electrofilmed finish 340DH33E (93230)	EA	1									58	29
X2 F 02057		RATCHET: ink fountain hand lever, electrofilmed finish 336DL2002E (93230)	EA	1									58	23
X2 F 02058		ROD ASSEMBLY, ABUTMENT PLATE: electro- filmed finish 870DP310E (93230)	EA	1									58	21
X1 02059		PLATE: ink fountain adjusting screw, electrofilmed finish 33313E (93230)	EA	25										
X1 02060		ROD: abutment plate, electrofilmed finish 370DP310E (93230)	EA	1										
X1 02061		SPACER: abutment plate hand, 0.625 in. lg, 3/16 in. od, 0.032 wall thk 3DP160 (93230)	EA	24										
P F 02062	3610-885-5689	ROLLER ASSEMBLY, INK FOUNTAIN 890DP122 (93230)	EA	1	*	2	2	*	2	2	12	2	58	42
X1 02063		BODY, ROLLER: ink fountain 390DP122 (93230)	EA	1										
X1 02064		GUDGEON: ink roller 206DP127 (93230)	EA	2										
X1 02065		PIN, TAPERED, PLAIN: roller body, 0.250 in. dia, 3 in. lg, electrofilmed finish 1556E (93230)	EA	2										



(1) SMR CODE	(2) FEDERAL STOCK NUMBER	(3) DESCRIPTION  USABLE ON CODE	(4) UNIT OF MEAS	(5) QTY INC IN UNIT	(6) 30 DAY DS MAINT ALLOWANCE			(7) 30 DAY GS MAINT ALLOWANCE			(8) 1-YR ALW PER 100 EQUIP CNTGY	(9) DEPOT MAINT ALW PER 100 EQUIP	(10) ILLUS- TRATION	
					(a)	(b)	(c)	(a)	(b)	(c)			(a)	(b)
					1-20	21-50	51-100	1-20	21-50	51-100			FIG. NO.	ITEM NO.
X2 F 02066		SCREW, ADJUSTING: ink fountain 25DP16 (93230)	EA	25									58	4
X2 F 02067		SCREW, CAP, HEXAGOIN HEAD: ink fountain blade assembly mounting, 3/8-18 thd size, 1 in. lg, electrofilmed finish 1958E (93230)	EA	3				SEE	GRP	9901			58	18
X2 F 02068		SCREW, CAP, SOCKET HEAD: indicator bracket assembly mounting 20F76 (93230)	EA	4									58	11
X2 F 02069		SCREW, CAP, SOCKET HEAD: ink fountain back 2086 (93230)	EA	2									58	40
X2 F 02070		SCREW, CAP, SOCKET HEAD: ink fountain back 2085 (93230)	EA	2									58	39
X2 F 02071		SCREW, CAP, SOCKET HEAD: ink fountain blade assembly mounting 2087 (93230)	EA	1									58	37
X2 F 02072		SCREW, MACHINE: blade stop plate, No. 10-32 thd size, 1/2 in. lg 1759E (93230)	EA	4				SEE	GRP	9901			58	16
X2 F 02073		SCREW, MACHINE: No. 10-32 thd size, 3/8 in. lg, electrofilmed finish 17583 (93230)	EA	2				SEE	GRP	9901			58	2
X2 F 02074		SETSCREW, SOCKET HEAD: ink fountain hand lever ratchet 2284 (93230)	EA	1									58	22
P F 02075	3610-956-8794	SPRING, HELICAL, COMPRESSION: ink fountain plunger 28AG29 (93230)	EA	1	*	2	2	*	2	2	19	5	58	30
X2 F 02076		WASHER, FLAT: ink fountain blade assembly mounting, 25/64 in. id, 5/8 in. od, 1/16 in. thk, electrofilmed finish 4582E (93230)	EA	1									58	38
X2 F 02077		WASHER, FLAT: ink fountain blade assembly mounting, phosphate coat and oil, 25/64 in. id, 7/8 in. od, 1/8 in. thk, electrofilmed finish 45DC20E (93230)	EA	3				SEE	GRP	9901			58	19
M F 02078		WIRE: ink fountain disk lock 467DP19 (93230) MANUFACTURE FROM:	EA	1									58	3
P F 02079	9505-293-4208	WIRE, STEEL: (3 ft. 1 in. required) MS20995C32 (96906)	LB					SEE	GRP	9501				
P F 02080	3610-885-5685	GEAR: large vibrator drive 181DP571 (93230)	EA	1	*	2	2	*	2	2	19	10	64	8
P F 02081	3610-885-5686	GEAR: vibrator drive 181DP572 (93230)	EA	1	'	2	2	*	2	2	19	10	64	9
P F 02082	3610-885-5687	GEAR: vibrator roll 181DP574 (93230)	EA	2	2	2	4	2	2	4	50	20	64	3
X2 F 02083		GEAR, SPUR: ink vibrator roller assembly 181DP561 (93230)	EA	2									54	47
P F 02084	3610-523-2652	GEAR, SPUR: large vibrator roller 181DP575 (93230)	EA	2	2	2	4	2	2	4	50	20	64	14
P F 02085	3610-878-6490	GEAR, SPUR: small vibrator roller 681DP562 (93230)	EA	1	l	2	2	*	2	2	19	10	64	40
X1 02086		BLANK, GEAR: intermediate, small vibrator 181DP562 (93230)	EA	1										

(1) SMR CODE	(2) FEDERAL STOCK NUMBER	(3) DESCRIPTION  USABLE ON CODE	(4) UNIT OF MEAS	(5) QTY INC IN UNIT	(6) 30 DAY DS MAINT ALLOWANCE			(7) 30 DAY GS MAINT ALLOWANCE			(8) 1-YR ALW PER 100 EQUIP CNTGY	(9) DEPOT MAINT ALW PER 100 EQUIP	(10) ILLUS- TRATION	
					(a)	(b)	(c)	(a)	(b)	(c)			(a)	(b)
					1-20	21-50	51-100	1-20	21-50	51-100			FIG.	ITEM
X2 F 02087		BUSHING: intermediate gear 71DP558 (93230)	EA	1										
X2 H 02083		GIB, INK BRACKET 195DP48 (93230)	EA	4									64	32
X2 F 02089		GUARD ASSEMBLY: ink vibrator 701DP186 (93230)	EA	1									54	22
X2 F 02090		CLIP: ink guard 119DP53 (93230)	EA	2									52	4
X2 F 02091		GUARD: ink 201DP186 (93230)	EA	1									52	5
X2 F 02092		NUT, SELF-LOCKING, HEXAGON: ink guard clip 10DP123 (93230)	EA	4									52	1
X2 F 02093		PLATE: ink guard clip 336DP816 (93230)	EA	2									52	3
X2 F 02094		SCREW, CAP, SOCKET HEAD 210P38 (93230)	EA	4									52	2
X2 0 02095		GUARD: ink gear 201DP193 (93230)	EA	1									54	3
X2 H 02096		HOUSING ASSEMBLY: vibrator worm and gear 724DP73 (93230)	EA	1									68	68
X2 H 02097		BEARING, BALL, ANNULAR: worm 72DM226 (93230)	EA	1				SEE	GRP	9901			62	27
X2 H 02098		BEARING, BALL, ANNULAR: worm gearshaft 72MD198 (93230)	EA	1				SEE	GRP	9901			62	29
X2 H 02099		BEARING, BALL, ANNULAR: worm gearshaft 72D1M227 (93230)	EA	1				SEE	GRP	990			62	34
P H 02100	3110-155-8445	BEARING, BALL, ANNULAR: worm shaft 72DM198 (93230)	EA	1				SEE	GRP	9901			62	31
X2 H 02101		CAP: bearing retainer, worm gearshaft, electrofilmed finish 110DM150E (93230)	EA	1									62	15
X2 H 02102		CAP: bearing retainer, worm gearshaft, electrofilmed finish 110DM148E (93230)	EA	1									62	19
X2 H 02103		CAP: bearing retainer worm, electro- filmed finish 110DM149E (93230)	EA	1									62	11
X2 H 02104		COVER, INSPECTION: vibrator housing, electrofilmed finish 135DM130E (93230)	EA	1				SEE	GRP	9901			62	10
X2 H 02105		GEAR, DRIVEN: vibrator 181DP573 (93230)	EA	1									62	24
X2 H 02106		GEAR, WORM: vibrator, electrofilmed finish 194D1-t47E (93230)	EA	1				SEE	GRP	9901			62	32
X2 H 02107		HOUSING: vibrator worm and gear 224DP73 (93230)	EA	1									62	38
X2 H 02108		KEY, MACHINE: worm gear, 0.188 in. sq., 0.885 in. lg, electrofilmed finish 880E (93230)	EA	1				SEE	GRP	9901			62	33
X2 H 02109		KEY, WOODRUFF: driven gear, 3/16 in. dia, 3/4 in. lg, electrofilmed finish 986E (93230)	EA	1				SEE	GRP	9901			62	25
X2 H 02110		LINK ASSEMBLY: vibrator connecting 765DP370 (93230)	EA	1									62	3

(1) SMR CODE	(2) FEDERAL STOCK NUMBER	(3) DESCRIPTION  USABLE ON CODE	(4) UNIT OF MEAS	(5) QTY INC IN UNIT	(6) 30 DAY DS MAINT ALLOWANCE			(7) 30 DAY GS MAINT ALLOWANCE			(8) 1-YR ALW PER 100 EQUIP CNTGY	(9) DEPOT MAINT ALW PER 100 EQUIP	(10) ILLUS- TRATION	
					(a)	(b)	(c)	(a)	(b)	(c)			(a)	(b)
					1-20	21-50	51-100	1-20	21-50	51-100			FIG. NO.	ITEM NO.
X1 02111		LINK: vibrator connecting 265DP370 (93230)	EA	1										
X1 02112		STUD: connecting link 404DP1517 (93230)	EA	1										
X2 H 02113		LINK: vibrator connecting 150DM149 (93230)	EA	1									62	6
X2 H 02114		PIN, STRAIG.HT, HEADLESS: vibrator connecting link, 0.250 in. dia, 1 3/16 in. lg, electrofilmed finish 1372E (93230)	EA	1				SEE	GRP	9901			62	7
X2 0 02-115		PLATE, INSTRUCTIOI: lubrication 336DP835 (93230)	EA	1				SEE	GRP	2210				
X2 H 02116		PLUG, PIPE: vibrator housing, 1/8-27 thd size, electrofilmed finish GB150E (93230)	EA	1				SEE	GRP	9901			62	1
X2 H 02117		RING, RETAINING: worm bearing, bevel 367D1a109 (93230)	EA	1				SEE	GRP	9901			62	26
X2 H 02118		RING, RETAINING: worm bearing, inter- locking 367DM110 (93230)	EA	1				SEE	GRP	9901			62	28
X2 H 02119		RING, RETAINING: vibrator connecting link, external 367DM111 (93230)	EA	1				SEE	GRP	9901			62	2
X2 H 02020		SCREW, CAP, -HEXAGON HEAD: vibrator connecting link, 1/4-28 thd size, 1 1/4 in. lg, electrofilmed finish 19F33E (93230)	EA	1				SEE	GRP	9901			62	4
X2 H 02121		SCREW, CAP, SOCKET HEAD: bearing retainers and inspection cover 2069 (93230)	EA	16									62	8
X2 H 02122		SCREW, DRIVE: instruction plate, No. 2, 3/16 in. lg, electrofilmed finish 2372E (93230)	EA	2				SEE	GRP	2210				
X2 H 02123		SETSCREW., SOCKET HEAD: driven gear 22F62 1;93230)	EA	1									62	23
X2 H 02124		SHAFT: worm gear, electrofilmed finish 380DM980 (93230)	EA	1				SEE	GRP	9901			62	35
X2 H 02125		SHIM: worm bearing, 0.003 in. thk (as required) 391DM102 (93230)						SEE	GRP	9901			62	14
X2 H 02126		SHIM: worm bearing, 0.005 in. thk (as required) 391DCo03 (93230)						SEE	GRP	9901			62	13
X2 H 02127		SHIM: worm bearing, 0.007 in. thk (as required) 391D'104 (93230)						SEE	GRP	9901			62	12
X2 H 02128		SHIM: worm gearshaft, 0.003 in. thk (as required) 391DM102 (93230)						SEE	GRP	9901			62	22
X2 H 02129		SHIM: worm gearshaft, 0.005 in. thk (as required) 391DM100 (93230)						SEE	GRP	9901			62	21
X2 H 02130		SHIM: worm gearshaft, 0.007 in. thk (as required) 391DM101 (93230)						SEE	GRP	9901			62	20
X2 H 02131		SHIM: worm gearshaft bearing, 0.003 in. thk (as required) 391DM99 (93230)						SEE	GRP	9901			62	18
X2 H 02132		SHIM: worm gearshaft bearing, 0.005 in. thk (as required 3910D)-OD (93230)						SEE	GRP	9901			62	17

(1) SMR CODE	(2) FEDERAL STOCK NUMBER	(3) DESCRIPTION  USABLE ON CODE  REF. NUMBER & MFR CODE	(4) UNIT OF MEAS	(5) QTY INC IN UNIT	(6) 30 DAY DS MAINT ALLOWANCE			(7) 30 DAY GS MAINT ALLOWANCE			(8) 1-YR ALW PER 100 EQUIP CNTGY	(9) DEPOT MAINT ALW PER 100 EQUIP	(10) ILLUS- TRATION	
					(a)	(b)	(c)	(a)	(b)	(c)			(a)	(b)
					1-20	21-50	51-100	1-20	21-50	51-100			FIG. NO.	ITEM NO.
X2 H 02133		SHIM: worm gearshaft bearing, 0.007 in. thk (as required) 391DM101 (93230)						SEE	GRP	9901			62	16
X2 H 02134		WASHER, FLAT: vibrator connecting link, 9/32 in. id, 1/16 in. thk, 5/8 in. od, electrofilmed finish 4500E (93230)	EA	1				SEE	GRP	9901			62	5
X2 H 02135		WASHER, LOCK: bearing retainer, 0.194 in. id, 0.337 in. od, 0.047 in. thk, electrofilmed finish 4532E (93230)	EA	1									62	9
X2 H 02136		WORM: vibrator 193DP38 (93230)	EA	1									62	30
X2 H 02137		HOUSING: vibrator intermediate gear bearing 224DP75 (93230)	EA	3									53	18
X2 H 02138		KEY, MACHINE: connecting link shaft, 0.1250 in. sq., 1/2 in. lg, electrofilmed finish 949E (93230)	EA	1									68	72
X2 H 02139		KEY, WOODRUFF: ink fountain ratchet, 1/4 in. wide, 1 in. lg, electrofilmed finish 9DC71E (93230)	EA	1									68	16
X2 H 02140		KEY, WOODRUFF: ink roller drive shaft, 1/4 in. wide, 1 in. lg, electrofilmed finish 992E (93230)	EA	1				SEE	GRP	9901			68	24
X2 F 02141		KEY, WOODRUFF: large vibrator roller gear, 3/16 in. wide, 3/4 in. lg, electrofilmed finish 986E (93230)	EA	2				SEE	GRP	9901			64	15
X2 F 02142		KEY, WOODRUFF: roller assembly gear, 3/16 in. wide, 3/4 in. lg, electrofilmed finish 986E (93230)	EA	2				SEE	GRP	9901			54	49
X2 H 02143		KNOB ASSEMBLY: control, ink fountain pawl 710DP234 (93230)	EA	1									68	17
X2 H 02144		ARM ASSEMBLY: ink fountain 550DP148 (93230)	EA	1									57	5
X2 H 02145		PAWL ARM: first assembly 1550DP148 (93230)	EA	1										
X1 02146		ARM: pawl 50DP148 (93230)	EA	1										
X1 02147		BLOCK, PLUNGER: pawl control 80DP288 (93230)	EA	1										
X1 02148		RIVET, SOLID: pawl control arm, 1/8 in. dia 1/2 in. lg 3710 (93230)	EA	2										
X1 02149		SHROUD, RATCHET: ink regulating 140DP95 (93230)	EA	1										
X2 H 02150		KNOB, HAND: pawl control 210DP234 (93230)	EA	1									57	9
X2 H 02151		PIN, TAPERED, PLAIN: hand knob, 0.094 in. dia, 3/4 in. lg, electrofilmed finish 1514E (93230)	EA	1				SEE	GRP	9901			57	6
X2 H 02152		PLUNGER: ink fountain adjusting, electrofilmed finish 340DP56E (93230)	EA	1									57	7

(1) SMR CODE	(2) FEDERAL STOCK NUMBER	(3) DESCRIPTION  USABLE ON CODE	(4) UNIT OF MEAS	(5) QTY INC IN UNIT	(6) 30 DAY DS MAINT ALLOWANCE			(7) 30 DAY GS MAINT ALLOWANCE			(8) 1-YR ALW PER 100 EQUIP CNTGY	(9) DEPOT MAINT ALW PER 100 EQUIP	(10) ILLUS- TRATION	
					(a)	(b)	(c)	(a)	(b)	(c)			(a)	(b)
					1-20	21-50	51-100	1-20	21-50	51-100			FIG.	ITEM
P H 02153	3610-246-7590	SPRING, HELICAL, COMPRESSION: ink fountain plunger 28DC60 (93230)	EA	1				SEE	GRP	9901			57	8
X2 F 02154		LATCH: adjusting screw, washup machine 260DP93 (93230)	EA	2									64	22
X2 H 02155		LEVER ASSEMBLY: ink ductor cam 770DP965 (93230)	EA	1									68	40
P H 02156	3110-136-2303	BEARING, BALL, ANNULAR: cam roller 72DH133 (93230)	EA	1				*	2	2	19	10	60	3
X2 H 02157		LEVER SUBASSEMBLY: ink ductor, cam roller 1770DP965 (93230)	EA	1									60	6
X1 02158		LEVER: ink ductor 270DP965 (93230)	EA	1										
X1 02159		STUD: ink ductor cam roll 404DP1489 (93230)	EA	1										
X2 H 02160		NUT, PLAIN, HEXAGON: cam roller stud, 1h, 5/16-18 thd size, electrofilmed finish 1010E (93230)	EA	1									60	1
X2 H 02161		STUD: ink ductor electrofilmed finish 404DC1326E (93230o)	EA	1									60	5
X2 1 02162		WASHER, FLAT: cam roller stud, 25/64 in. id, 5/8 in. od, 1/32 in. thk, electrofilmed finish 4638E (93230)	EA	1				SEE	GRP	9901			60	4
X2 H 02163		WASHER, LOCK: cam roller stud, 0.319 in. id, 0.591 in. od, 0.078 in. thk, electrofilmed finish 4565E (93230)	EA	1				SEE	GRP	9901			60	2
P F 02164	3610-885-5698	LEVER ASSEMBLY: ink fountain, ratchet 770DP964 (93230)	EA	1	*	2	2	2	2	2	19	15	68	10
X2 H 02165		LEVER SUBASSEMBLY: ink fountain ratchet 1770DP964 (93230)	EA	1									57	4
X1 02166		LEVER., RACKET: ink fountain 270UP964 (93230)	EA	1										
X1 02167		PIN: ratchet pawl, electrofilmed finish 499DC48Z (93230)	EA	1										
X2 H 02168		SPRING, HELICAL, COMPRESSION: ink trip handle 28AH130 (93230)	EA	1				SEE	GRP	9901				
X1 02169		STUD: ink fountain connecting link 404DrP467 (93230)	EA	1										
X1 02170		STUD: pawl ratchet 404DP1466 (93230)	EA	1										
X2 H 02171		PAWL ASSEMBLY: ink fountain ratchet 830DP89 (93230)	EA	1									57	3
X1 02172		HANDLE: ink fountain, ratchet 210DP243 (93230)	EA	1										
X1 02173		PAWL: ink fountain, ratchet 330DF89 (93230)	EA	1										
X2 H 02174		PIN, COTTER: ratchet pawl stud 1114 (93230)	EA	1									57	1
X2 H 02175		WASHER, FLAT: ratchet pawl stud, 1/2 in. id, 7/8 in. od, 1/32 in. thk, electrofilmed finish 4666E (93230)	EA	1									57	2

(1) SMR CODE	(2) FEDERAL STOCK NUMBER	(3) DESCRIPTION  USABLE ON CODE	(4) UNIT OF MEAS	(5) QTY INC IN UNIT	(6) 30 DAY DS MAINT ALLOWANCE			(7) 30 DAY GS MAINT ALLOWANCE			(8) 1-YR ALW PER 100 EQUIP CNTGY	(9) DEPOT MAINT ALW PER 100 EQUIP	(10) ILLUS- TRATION	
					(a)	(b)	(c)	(a)	(b)	(c)			(a)	(b)
					1-20	21-50	51-100	1-20	21-50	51-100			FIG. NO.	ITEM NO.
X2 H 02176		LEVER ASSEMBLY: ink trip 770DP961 (93230)	EA	1									64	71
X1 02177		LEVER: ink trip 270DP961 (93230)	EA	1										
X1 02178		STUD, PAWL: ink trip lever, electrofilmed finish 331DH393E (93230)	EA	1										
X2 H 02179		LEVER ASSEMBLY: ink trip handle 770DP955 (93230)	EA	1									64	67
X2 H 02180		HANDLE: ink trip, electrofilmed finish 210DH166E (93230)	EA	1									69	3
2 H 02181		LEVER: ink trip 270DP955 (93230)	EA	1									69	6
X2 H 02182		PIN, TAPERED, PLAIN: ink trip handle, No. 000, 1 in. lg, electrofilmed finish 1511E (93230)	EA	1									69	2
X2 H 02183		PLUNGER: handle, ink trip, electro- filmed finish 331DH18E (93230)	EA	1									69	4
X2 1H 02184		SETSCREW, SOCKET HED: handle lever 2289 (93230)	EA	1									69	1
X2 H 02185		SPRING, HELICAL, COMPRESSION: handle ink trip 28AH130 (93230)	EA	1				SEE	GRP	9901			69	5
X2 H 02186		LEVER ASSEMBLY: ink vibrator roller 770DP977 (93230)	EA	1									68	55
X2 H 02187		LEVER SUBASSEMBLY: ink vibrator roller 1770DP977 (93230)	EA	1										
X1 02188		LEVER: ink vibrator roller 270DP977 (93230)	EA	1										
X1 02189		STUD: ink vibrator roller 404-DP1473 (93230)	EA	1										
2 H 02190		SETSCREW, SOCKET HEAD: roller lever 22F66 (93230)	EA	1										
X2 H 02191		LEVER ASSEMBLY: spring rod, ink ductor 770DP957 (93230)	EA	1									68	48
X2 H 02192		LEVER SUBASSEMBLY: ink ductor spring rod 1770DP957 (93230)	EA	1										
X1 02193		LEVER: ink ductor 270D.P957 (93230)	EA	1										
X1 02194		STUD: ink ductor 404DP1465 (93230)	EA	1										
X2 H 02195		SETSCREW, SOCKET HEAD: spring rod lever 2289 (93230)	EA	1										
X2 H 02196		LEVER ASSEMBLY: top vibrator roller 770DP978 (93230)	EA	1									68	71
X1 02197		LEVER: top vibrator roller 270DP978 (93230)	EA	1										
X1 02198		STUD: top vibrator roller lever 404DP1473 (93230)	EA	1										

(1) SMR CODE	(2) FEDERAL STOCK NUMBER	(3) DESCRIPTION  USABLE ON CODE	(4) UNIT OF MEAS	(5) QTY INC IN UNIT	(6) 30 DAY DS MAINT ALLOWANCE			(7) 30 DAY GS MAINT ALLOWANCE			(8) 1-YR ALW PER 100 EQUIP CNTGY	(9) DEPOT MAINT ALW PER 100 EQUIP	(10) ILLUS- TRATION	
					(a)	(b)	(c)	(a)	(b)	(c)			(a)	(b)
					1-20	21-50	51-100	1-20	21-50	51-100			FIG. NO.	ITEM NO.
X2 H 02199		LEVER: ink ductor 270DP967 (93230)	EA	1									68	34
X2 H 02200		LEVER: ink trip 270DP963 (93230)	EA	1									64	59
X2 H 02201		LEVER, TRIP: ink, front 270DP958 (93230)	EA	1									64	77
X2 H 02202		LEVER, TRIP: ink, rear 270DP960 (93230)	EA	1									64	75
X2 H 02203		LINK ASSEMBLY: ink trip 765DP353 (93230)	EA	1									64	70
X1 02204		LINK: ink trip 265DP353 (93230)	EA	1										
X1 02205		STUD: ink trip 404DP452 (93230)	EA	1										
X1 02206		STUD: ink trip link 404DP1453 (93230)	EA	1										
X2 F 02207		LINK ASSEMBLY, TRIP: ink fountain pawl 765DP364 (93230)	EA	1									64	56
X2 F 02208		LINK, SUBASSEMBLY: ink fountain pawl trip 1765DP364 (93230)	EA	1										
X1 02209		HANDLE: ink fountain pawl trip link 210DP2.40 (93230)	EA	1										
X1 02210		LINK: ink fountain pawl trip 265DP364 (93230)	EA	1										
X1 02211		STUD: ink fountain pawl trip 404DP1470 (93230)	EA	1										
X2 F 02212		PIN, SPRING: trip link, electrofilmed 1181E (93230)	EA	1				SEE	GRP	9901				
X2 H 02213		LINK: ink bracket 265DP355 (93230)	EA	2									64	30
X2 H 02214		LINK: ink ductor cam 265DP363 (93230)	EA	1									68	41
X2 H 02215		LINK: ink fountain crank connecting 265DP358 (93230)	EA	1	68	7								
X2 H 02216		NUT, JAM, HEXAGON: ink ductor cam roller lever stud mounting, 1/2-13 thd size, cadmium plated, electrofilmed finish 1017B (93230)	EA	1				SEE	GRP	9901			53	13
X2 H 02217		NUT, JAM, HEXAGON: vibrator gear support bracket stud, 1/2-13 thd size, cadmium plated, electrofilmed finish 1017B (93230)	EA	3				SEE	GRP	9901			41	46
X2 F 02218		NUT, PLAIN, HEXAGON: distributor roll retainer rod, 1/4-28 thd size, electrofilmed finish 10F06E (93230)	EA	4									68	60
X2 H 02219		NUT, PLAIN, HEXAGON: distributor roller bracket stud mounting, 1/2-13 thd size 1016E (93230)	EA	2									53	11
X2 H 02220		NUT, PLAIN, HEXAGON: ink trip lever stud mounting, 3/8-16 thd size, electro- filmed finish 1012E (93230)	EA	1									41	44
X2 F 02221		NUT, PLAIN, HEXAGON: ink vibrator roller assembly, 1/2-13 thd size, electrofilmed finish 1016e (93230)	EA	2									54	45

(1) SMR CODE	(2) FEDERAL STOCK NUMBER	(3) DESCRIPTION  USABLE ON CODE  REF. NUMBER & MFR CODE	(4) UNIT OF MEAS	(5) QTY INC IN UNIT	(6) 30 DAY DS MAINT ALLOWANCE			(7) 30 DAY GS MAINT ALLOWANCE			(8) 1-YR ALW PER 100 EQUIP CNTGY	(9) DEPOT MAINT ALW PER 100 EQUIP	(10) ILLUS- TRATION	
					(a)	(b)	(c)	(a)	(b)	(c)			(a)	(b)
					1-20	21-50	51-100	1-20	21-50	51-100			FIG. NO.	ITEM NO.
X2 H 02222		NUT, PLAIN, HEXAGON: vibrator gear studs, 5/8-11 thd size, electrofilmed finish 1019E (93230)	EA	3									53	17
X2 H 02223		NUT, SELF-LOCKING, HEXAGON: ink ductor spring rod assembly mounting 10DP121 (93230)	EA	1									68	42
X2 H 02224		PIN, COTTER: distributor roller bracket stud, 3/32 in. dia, 3/4 in. lg 1113 (93230)	EA	2									68	63
X2 H 02225		PIN, COTTER: fountain pawl trip link assembly 1105 (93230)	EA	2									6	11
X2 H 02226		PIN, COTTER: ink bracket trip link stud 1113 (93230)	EA	4									64	26
X2 H 02227		PIN, COTTER: ink ductor cam roller lever stud 1114 (93230)	EA	1									68	43
X2 H 02228		PIN, COTTER: ink ductor link stud 1114 (93230)	EA	1									68	35
X2 H 02229		PIN, COTTER: ink trip handle lever 1114 (93230)	EA	1									68	43
X2 H 02230		PIN, COTTER: ink trip lever stud, 3/32 in. dia, 1 in, lg 1114, (93230)	EA	1									64	57
X2 H 02231		PIN, COTTER: ink trip link assembly 1113 (93230)	EA	1									64	68
X2 H 02232		PIN, COTTER: lever attaching 1113 (93230)	EA	1									64	54
X2 H 02233		PIN, COTTER: link to lever assembly mounting 1114 (93230)	EA	2									68	5
X2 H 02234		PIN, COTTER: trip link mounting 1114 (93230)	EA	1									68	38
X2 F 02235		PIN, STRAIGHT, HEADLESS: gear vibrator, 0.250 in. dia, 1/3-16 in. lg, electro-filmed finish 1372E (93230)	EA	1				SEE	GRP	9901			64	10
X2 F 02236		PIN, STRLAIGHT, HEADLESS: large vibrator roller gear, 3/32 in. dia, 5/16 in. lg, electrofilmed finish 1286E (93230)	EA	2									64	13
X2 H 02237		PIN, TAPERED, PLAIN: ink ductor spring rod lever assembly mounting, 0.193 in. dia, 1 1/2 in. lg, electrofilmed finish 1520E (93230)	EA	1				SEE	GRP	9901			68	47
X2 H 02238		PIN, TAPERED, PLAIN: ink fountain roller coupling, 0.250 in. dia, 2 in. lg, electro-filmed finish 1548E (93230)	EA	1									68	18
X2 H 02239		PIN, TAPERED, PLAIN: ink trip lever, 0.193 in. dia, 1 1/2 in. lg, electro-filmed finish 1520E (93230)	EA	1				SEE	GRP	9901			64	66
X2 H 02240		PIN, TAPERED, PLAIN: ink trip lever, 0.193 in. dia, 1 3/8 in. lg, electro-filmed finish 1519E (93230)	EA	2									64	74
X2 H 02241		PIN, TAPERED, PLAIN: ink vibrator roller lever, 0.172 in. dia, 1 1/8 in. lg, electro-filmed finish 1508E (93230)	EA	1									68	54



(1) SMR CODE	(2) FEDERAL STOCK NUMBER	(3) DESCRIPTION  USABLE ON CODE	(4) UNIT OF MEAS	(5) QTY INC IN UNIT	(6) 30 DAY DS MAINT ALLOWANCE			(7) 30 DAY GS MAINT ALLOWANCE			(8) 1-YR ALW PER 100 EQUIP CNTGY	(9) DEPOT MAINT ALW PER 100 EQUIP	(10) ILLUS- TRATION		
					(a)	(b)	(c)	(a)	(b)	(c)			(a)	(b)	
					1-20	21-50	51-100	1-20	21-50	51-100			FIG.	ITEM	
X2 H 02242	3610-427-5721	PLATE, CAM: fountain adjusting 336DP772 (93230)	EA	1								68	26		
X2 H 02243		POPPET: ink ductor spring rod 49DPF885 (93230)	EA	1									53	12	
X2 O		POPPET: ink gear guard 499DP827 (93230)	EA	4									54	4	
P F 02245		RATCHET: ink fountain, electrofilmed 366DCI2E (93230)	EA	1	*	2	2	*	2	2	19	15	68	15	
X2 11 02246,		RING: connecting link shaft 367DP112 (93230)	EA	1									68	70	
X2 H 02547		RING, RETAINING: lever mounting 36AH45 (03230)	EA	1				SEE	GRP	9901			68	53	
X2 H 02248		ROD ASSEMBLY: spring, ink ductor 870DP319 30)	EA	1									68	45	
X2 H 02249		HEAD: ink ductor spring rod 211DP139 (93230)	EA	1									60	7	
X2 H 02250		PIN, TAPERED, PLAIN: spring rod, head, 0.094. in. dia, 3/4 in. 1., electrofilmed finish 1514E (9323C)	EA	1				SEE	GRP	9901			60	9	
X2 H 02251		ROD: ink ductor spring 370DP319 (93230)	EA	1									60	S	
X2 F 02252		ROD, INK TIE 411DP16 (93230)	EA	1									68	30	
X2 F 02253		ROD, RETAINER: distributor roller 370DP 321 (93230)	EA	2									68	62	
P O 02254		3610-3885-8422	ROLLER ASSEMBLY: auxiliary vibrator 880DP967 (93230)	EA	1	*	2	2	*	2	2	12	10	54	42
X2 H 02255			BEARING: auxiliary, front 71DC435E (93230)	EA	1									56	6
X2 H 02256			BEARING, BALL, ANNULAR: crescent plate 72AH122 (93230)	EA	1									56	8
X2 H 02257	FOLLOWER, CRESCENT SHAPE: electrofilmed finish 499DC436E (93230)		EA	1									56	8	
X2 H 02258	PIN, STRAIGHT, HEADLESS: front auxiliary vibrator bearing, ¼ in. dia., 1/2 in. lg., electrofilmed finish 1366E (93230)		EA	2									56	4	
X2 H 02259	PLATE, CRESCENT: auxiliary vibrator electrofilmed finish 366DC542E		EA	1									56	5	
X2 H 02260	SCREW CAP, SOCKET HEAD: front auxiliary vibrator bearing 20f77 (93230)		EA	3									56	2	
X2 H 02261	SCREW, MACHINE: front auxiliary vibrator bearing, No. 10-32 thd size, ½ in. lg., electrofilmed finish 1902E (93230)		EA	1									56	3	
X2 H 02262	SHAFT ASSEMBLY: auxiliary vibrator 1880DP967 (93230)		EA	1									56	10	
X2 O 02263	FITTING, LUBRICATION: roller shaft, ¼-28 THD SIZE 439DP53 (93230)		EA	2									56	1	
X2 H 02264	PLUG: roller shaft, 0.313 in. 5/16 in lg, electrofilmed finish 1487E (93230)	EA	2									56	11		

(1) SMR CODE	(2) FEDERAL STOCK NUMBER	(3) DESCRIPTION  USABLE ON CODE	(4) UNIT OF MEAS	(5) QTY INC IN UNIT	(6) 30 DAY DS MAINT ALLOWANCE			(7) 30 DAY GS MAINT ALLOWANCE			(8) 1-YR ALW PER 100 EQUIP CNTGY	(9) DEPOT MAINT ALW PER 100 EQUIP	(10) ILLUS- TRATION	
					(a)	(b)	(c)	(a)	(b)	(c)			(a)	(b)
					1-20	21-50	51-100	1-20	21-50	51-100			FIG. NO.	ITEM NO.
X2 H 02265		SCREW: vibrator roller 499DC969 (93230)	EA	1									56	13
X2 H 02266		SETSCREW, SOCKET HEAD: vibrator roller screw, ¼ - 28 thd size, 5/16 in. lg 21DC10 (93230)	EA	2									56	12
X2 H 02267		SHAFT: auxiliary vibrator roller 380DP967 (93230)	EA	1									56	14
X2 H 02268		SHELL ASSEMBLY: auxiliary vibrator roller 890DP131 (93230)	EA	1									64	14
X2 H 02269		BEARING, SLEEVE: auxiliary vibrator bunting bushing, 0.686 in. id, 1.002 in. od, 1 ¼ in. lg 71DC398 (93230)	EA	1										
X2 H 02270		SHELL: auxiliary vibrator roller 390DP131 (93230)	EA	1									56	9
X2 H 02271		PLUG: auxiliary vibrator, front 499DC415 (93230)	EA	1										
X2 H 02272		PLUG: auxiliary vibrator, rear 499DC394 (93230)	EA	1										
P 0 02273		ROLLER ASSEMBLY: ink distributor 876DP86 (93230)	EA	2				SEE	GRP	9901			54	33
X1 02274		SHAFT: ink distributor 390DP125 (93230)	EA	2										
P 0 02275	3610-608-1687	ROLLER ASSEMBLY: ink ductor 876DP86 (93230)	EA	1				SEE	GRP	9901			54	39
X1 02276		SHAFT: ink ductor 390DP125 (93230)	EA	1										
P 0 02277	3610-885-5690	ROLLER ASSEMBLY: ink vibrating, large 890DP134 (93230)	EA	2	2	2	2	2	2	2	24	19	64	18
X1 02278		GUDGEON ASSEMBLY: large vibrator 706DP136 (93230) (Same as GUDGEON ASSEMBLY, Stock No. (93230) 706DP142, except where individual components are annotated)	EA	2										
X1 02279		GUDGEON ASSEMBLY: large vibrator 706DP142 (93230)	EA	2										
X1 02280		HEAD ROLL: larger ink vibrator 211DP140 (93230)	EA	4										
X1 02281		ROLL: large ink vibrator gudeon 206DP136 (93230) (used with GUDGEON ASSEMBLY, Stock No. (93230) 706DP136, only)	EA	2										
X1 02282		ROLL: large ink vibrator grudeon 206DP142 (93230) (Used with GUDGEON ASSEMBLY, Stock No. (93230) 706DP142, only)	EA	2										
X1 02283		SHELL: large ink vibrator 390DP130 (93230)	EA	2										
P F 02284	3610-885-8415	ROLLER ASSEMBLY: ink vibrator, delivery, end 706DP139 (93230)	EA	1	*	2	2	*	2	2	12	10	54	44
X1 02285		GUDGEON: ink vibrator roller gear side 206DP139 (93230)	EA	2										
X1 00286		GUDGEON: ink vibrator roller operator side 206DP138 (93230)	EA	2										

(1) SMR CODE	(2) FEDERAL STOCK NUMBER	(3) DESCRIPTION  USABLE ON CODE	(4) UNIT OF MEAS	(5) QTY INC IN UNIT	(6) 30 DAY DS MAINT ALLOWANCE			(7) 30 DAY GS MAINT ALLOWANCE			(8) 1-YR ALW PER 100 EQUIP CNTGY	(9) DEPOT MAINT ALW PER 100 EQUIP	(10) ILLUS- TRATION	
					(a)	(b)	(c)	(a)	(b)	(c)			(a)	(b)
					1-20	21-50	51-100	1-20	21-50	51-100			FIG. NO.	ITEM NO.
X1 02287		TUBE: ink vibrator roller 390D069 (93230)	EA	2										
P F 02288	3610-885-8430	ROLLER ASSEMBLY: in vibrator, feeder end 706DP138 (93230) (Components same as ROLLER ASSEMBLY, Stock No. 3610-85-8415)	EA	1	*	2	2	*	2	2	12	10	54	43
P 0 02289	3610-628-0531	ROLLER: form inking 876DP87 (93230)	EA	2				SEE	GRP	9901			54	34
X1 02290		SHAFT: forming 390DP126 (93230)	EA	2										
P 0 02291	3610-628-0531	ROLLER: form inking 876DP87 (93230)	EA	3				SEE	GRP	9901			54	51
X1 02292		SHAFT: form inking rollers 390DP126 (93230)	EA	3										
P 0 02293	3610-885-5688	ROLLER: rider, ink 390DP127 (93230)	EA	1	*	2	2	*	2	2	12	10	54	38
X2 H 02294		SCREW, CAP, HEXAGON HEAD: housing mounting 2087 (93230)	EA	2								68	59	
X2 H 02295		SCREW, CAP, HEXAGON HEAD: housing mounting, 1/2-13 thd size, 1 1/2 in. lg, cadmium plated, electrofilmed finish 19942 (93230)	EA	1				SEE	GRP	9901			68	57
X2 F 02296		SCREW, CAP, HEXAGON HEAD: ink fountain mounting, 1/2-13 thd size, 1 1/2 in. lg, cadmium plated, electrofilmed finish 1991, (93230)	EA	4									68	20
X2 H 02297		SCREW, CAP, HEXAGON HEAD: washup machine mounting, 3/8-16 thd size, 1 1/4 in. lg, electrofilmed finish 1960E (93230)	EA	4				SEE	GRP	9901			64	23
X2 F 02298		SCREW, CAP, SOCKET HEAD: bracket mounting 2081 (93230)	EA	4									54	23
X2 02299		SCREW, CAP, SOCKET HEAD: distributor roller bracket mounting 2086 (93230)	EA	2									64	43
X2 F 02300		SCREW, I, CAF, SOCKET HEAD: distributor roller bracket mounting, front 20z36 (93230)	EA	2									64	35
X2 H 02301		SCREW, CAP, SOCKET HEAD: fountain adjusting cam plate, 5/16-18 thd size, 1 in. lg, electrofilmed finish 2003211 (93230)	EA	2				SEE	GRP	9901			68	25
X2 H 02302		SCREW, CAP, SOCKET HEAD: ink bracket gib 21A517 (93230)	EA	4									64	31
X2 H 02303		SCREW, CAP, SOCKET HEAD: ink ductor lever 5/16-18 thd size, 1 1/4 in. lg, electrofilmed finish 20831 (93230)	EA	1			SEE	GRP	9901		68		32	
X2 H 02304		SCREW, CAP, SOCKET HEAD: ink ductor shaft bearing 20F76 (93230)	EA	4									68	49
X2 H 02305		SCREW, CAP, SOCKET HEAD: ink fountain shaft bearing 20F57 (93230)	EA	3									41	42
X2 H 02306		SCREW, CAP, SOCKET HEAD: ink roller bracket tie rod, 3/16-18 thd size, 7/8 in. lg 210H24 (93230)	EA	4									64	19
X2 H 02307		SCREW, CAP, SOCKET HEAD: ink throw-off stop block, 5/16-18 thd size, 1 1/4 in. lg, electrofilmed finish 2033E (93230)	EA	1				SEE	GRP	9901			64	73

(1) SMR CODE	(2) FEDERAL STOCK NUMBER	(3) DESCRIPTION  USABLE ON CODE  REF. NUMBER & MFR CODE	(4) UNIT OF MEAS	(5) QTY INC IN UNIT	(6) 30 DAY DS MAINT ALLOWANCE			(7) 30 DAY GS MAINT ALLOWANCE			(8) 1-YR ALW PER 100 EQUIP CNTGY	(9) DEPOT MAINT ALW PER 100 EQUIP	(10) ILLUS- TRATION	
					(a)	(b)	(c)	(a)	(b)	(c)			(a)	(b)
					1-20	21-50	51-100	1-20	21-50	51-100			FIG. NO.	ITEM NO.
X2 H 02308		SCREW, CAP, SOCKET HEAD: ink trip levers, 5/16-18 thd size, 1 in. lg, electrofilmed finish 2082E (93230)	EA	2				SEE	GRP	9901			64	72
X2 H 02309		SCREW, CAP, SOCKET HEAD: ink trip shaft, 1/4-28 thd size, 1 1/4 in. lg 21DP37 (93230)	EA	6									53	21
X2 H 02310		SCREW, CAP, SOKIKET HEAD: ink vibrator gearshaft housing assembly mounting, 5/16-18 thd size, 1 1/2 in. lg, electro- filmed finish 2084E (93230)	EA	3				SEE	GPR	9901			64	48
X2 H 02311		SCREW, CAP, SOCKET HEAD: large ink vibrator shaft bearing 20F57 (93230)	EA	6									64	45
X2 H 02312		SCREW, CAP, SOCKET HEAD: sleeve, 5/16-18 thd size, 1 1/2 in. lg, electrofilmed finish 2084E (93230)	EA	3				SEE	GPP	9901			64	51
X2 H 02313		SCREW, CAP, SOCKET HEAD: upper vibrator shaft bearing mounting 20F76 (93230)	EA	6									64	16
X2 H 02314		SCREW, CAP, SOCKET HEAD: vibrator bearing retainer cap 2069 (93230)	EA	16									68	75
X2 H 02315		SCREW, CAP, SOCKET HEAD: vibrator gear support bracket stud 2091 (93230)	EA	3									68	82
X2 H 02316		SCREW, CAP, SOCKET HEAD: vibrator support bracket, 1/2-13 thd size, 1 3/4 in. lg 2095 (93230)	EA	1									68	83
X2 O 02317		SCREW, MACHINE: ink gear guard support poppet mounting, 1/4-28 thd size, 5/8 in. lg, electrofilmed finish 17F76E (93230)	EA	4									54	1
X2 H 02318		SCREW, MACHINE: large vibrator roller shaft, 1/4-28 thd size, 5/8 in. lg, electrofilmed finish 19F13E (93230)	EA	2				SEE	GRP	9901			64	11
X2 F 02319		SCREW, SHOLDERED: adjusting screw latch shoulder, 0.3745 in. dia, 0.510 in. lg, 5/16-18 thd size, 1 1/16 in. lg, overall 24DP129 (93230)	EA	2									64	21
X2 F 02320		SCREW, SHOULDERED: tie rod, 1/2-13 thd size, shoulder 5/8 in. dia, 1 1/4 in. lg, electrofilmed finish 21DH23E (93230)	EA	2									68	29
X2 F 02321		SCREW, TAPPING, THREAD FORMING: oil tube clamp, No. 10-32 thd size, 1/2 in. lg, electrofilmed finish 2457E (93230)	EA	1				SEE	CRP	9901			53	66
X2 F 02322		SCREW, TAPPING, THREAD FORMING: oil tube clamp, No. 10-32 thd size, 1/2 in. lg, electrofilmed finish 2457E (93230)	EA	1				SEE	GRP	9901			53	5
X2 F 02323		SCREW, TAPPING, TRIEAD FOPI-ING: oil tube clamp, No. 10-32 thd size, 1/2 in. lg, electrofilmed finish 2457E (93230)	EA	1				SEE	GRP	9901			53	60
X2 F 02324		SETSCREW, SOCKET HEAD: gear, vibrator 22F40 (93230)	EA	1									64	6
X2 H 02325		SETSCREW, SOCKET HEAD: ink fountain ratchet lever, 3/8-16 thd size, 3/8 in. lg 2289 (93230)	EA	1									64	38

(1) SMR CODE	(2) FEDERAL STOCK NUMBER	(3) DESCRIPTION  USABLE ON CODE  REF. NUMBER & MFR CODE	(4) UNIT OF MEAS	(5) QTY INC IN UNIT	(6) 30 DAY DS MAINT ALLOWANCE			(7) 30 DAY GS MAINT ALLOWANCE			(8) 1-YR ALW PER 100 EQUIP CNTGY	(9) DEPOT MAINT ALW PER 100 EQUIP	(10) ILLUS- TRATION	
					(a)	(b)	(c)	(a)	(b)	(c)			(a)	(b)
					1-20	21-50	51-100	1-20	21-50	51-100			FIG. NO.	ITEM NO.
X2 F 02326		SETSCREW, SOCKET HEAD: ink tie rod, 1/4-28 thd size, 3/4 in. lg 22F40 (93230)	EA	2									68	28
X2 H 02327		SETSCREW, SOCKET HEAD: ink trip levers 22F62 (93230)	EA	2									64	28
X2 H 02328		SETSCREW, SOCKET HEAD: ratchet lever 2289 (93230)	EA	1									68	8
X2 F 02329		SETSCREW, SOCKET HEAD: vibrator gear attaching 22F40 (93230)	EA	2									64	2
X2 F 02330		SETSCREW, SOCKET HEAD: vibrator gear attaching 22F40 (93230)	EA	2									64	2
X2 H 02331		SHAFT DRIVE: vibrator gear 380DP982 (93230)	EA	1									64	7
X2 H 02332		SHAFT, INK FOUNTAIN ROLLER DRIVE 380DP903 (93230)	EA	1									68	19
X2 H 02333		SHAFT, INK TRIP HANDLE 380DP954 (93230)	EA	1									64	78
X2 H 02334		SHAFT, INTERMEDIATE GEAR: vibrator 380DP983 (93230)	EA	2									64	4
X2 H 02335		SHAFT: vibrator connecting link 380DP981 (93230)	EA	1									68	73
X2 H 02336		SHIM: large vibrator roller bearing, 0.003 in. thk (as required) 391DM102 (93230)						SEE	GRP	9901			68	78
X2 1H 02337		SHIM: large vibrator roller bearing, 0.005 in. thk (as required) 391DilnO3 (93230)						SEE	GRP	9901			68	79
X2 H 02338		SHIM: large vibrator roller bearing, 0.007 in. thk (as required) 3910.D104 (93230o)						SEE	GRP	9901			68	80
X2 H 02339		SLEEVE ASSEMBLY, BEARIIIG: ink vibrator gear 95DP1P20 (93230)	EA	1									64	50
X2 H 02340		OBEIIIGC, ROLIER: bearing sleeve assembly 72DP221 (93230)	EA	2				SEE	GRP	9901			64	7
X2 F 02341		GEAR, DRIVE: ink motion 181DP564 (93230)	EA	1									66	3
X2 H 02342		KEY, WOODRUFF: drive pinion, 3/11in. dia, 3/4 in. lg, electrofilmed finish 986E (93230)	EA,	2				SEE	GRP	9901			64	4
X2 F 02343		PINION, DRIVE: ink. motion 181Dp563 (93230)	EA	1									66	2
X2 H 02344		SETSCREW, SOCKET DR8.I: drive Gear 2289 (93230)	EA	2									66	1
X2 H 02345		SHAFT, PINION, ink motion drive 30DPF984 (93230)	EA	1									66	6
X2 H 02346		SLEEVE, BEARINIG: ink ,vibrator gear 395DP40 (93230)	EA	1									66	10
X2 H 02347		SPACER: roller bearing 3DP171 (93230)	EA	1									66	9
X2 H 02343		WASHER, NONMETALLIC: gearshaft, ink drive, 3/4 in. id, 1 9/16 in. od, 1/16 in. -thk 45DP103 (93230)	EA	2				SEE	GRP	9901			66	5
X2 H 02349		WASHER NONMETALLIC: roller bearing, 49/64 in. id, 1 1/4 in. od, 1/8 in. thk 45DP172 (93230)	EA	2				SEE	GRP	9901			66	8

(1) SMR CODE	(2) FEDERAL STOCK NUMBER	(3) DESCRIPTION  USABLE ON CODE	(4) UNIT OF MEAS	(5) QTY INC IN UNIT	(6) 30 DAY DS MAINT ALLOWANCE			(7) 30 DAY GS MAINT ALLOWANCE			(8) 1-YR ALW PER 100 EQUIP CNTGY	(9) DEPOT MAINT ALW PER 100 EQUIP	(10) ILLUS- TRATION	
					(a)	(b)	(c)	(a)	(b)	(c)			(a)	(b)
					1-20	21-50	51-100	1-20	21-50	51-100			FIG. NO.	ITEM NO.
X2 H 02350		SLEEVE: ink crankshaft bearing 895DP135 (93230)	EA	1									64	52
X2 H 02351		BEARING, ROLLER: ink crankshaft 72DP221 (93230)	EA	2				SEE	GRP	9901			67	9
X2 11 02352		BEARING, SLEEVE: ink crankshaft 395DP135 (93230)	EA	1									67	12
X2 H 02353		CAM ASSEMBLY: ink ductor 601DP250 (93230)	EA	1									67	4
X2 H 02354		CAM SUBASSEMBLY: ink ductor 16010D250 (93230)	EA	1									67	5
X1 02355		CAM: ink ductor 101DP250 (93230)	EA	1										
X1 02356		SJD3: crankdrive, ink fountain 404DP1492 (93230)	EA	1										
X2 H 02357		SETSCREW, SOCKET HEAD: cam, 5/16 in. thd size, 3/8 in. lg 2284 (93230)	EA	1									67	3
X2 H 02358		FITTING, LUBRICATION: bearing sleeve, 65 degree, 1/8-27 thd size 439DP51 (93230)	EA	1									67	11
X2 11 02359		GEAR: ink fountain crank 181DP566 (93230)	EA	1									67	2
X2 H 02360		KEY, WOODRUFF: cam and crankgear, 3/16 in. dia, 3/4 in. lg, electrofilmed finish 986E (93230)	EA	2				SEE	GRP	9901			67	6
X2 H 02361		SETSCREW, SOCKET HEAD: crankgear 2284 (93230)	EA	1									67	1
X2 H 02362		SHAFT, CAM DRIVE: ink ductor 380DP972 (93230)	EA	1									67	8
X2 H 02363		WASHER, METALLIC: bearing sleeve, 3/4 in. id, 9/16 in. od, 1/16 in. thk 45DP103 (93230)	EA	2				SEE	GRP	9901			67	10
X2 H 02364		WASHER, NONMETALLIC: ink crankshaft, 49/64 in. id, 1 1/4 in. od, 1/8 in. thk 4.5DP172 (93230)	EA	1				SEE	GRP	9901			67	7
X2 H 02365		SLEEVE: small ink vibrator, gearside 395DP133 (93230)	EA	2									54	50
X2 H 02366		SLEEVE: small ink vibrator, operators side 395DP132 (93230)	EA	2									54	48
X2 H 02367		SPACER, BEARING: ink vibrator gear 122DP264 (93230)	EA	1									68	81
X2 H 02368		SPACER: fountain trip 122DP260 (93230)	EA	1									68	14
X2 H 02369		SPACER, PLATE: fountain adjusting cam plate 3DUP161 (93230)	EA	2									68	27
X2 H 02370		SPACER: vibrator gear support bracket stud 122DP263 (93230)	EA	1									53	14
X2 F 02371		SPRING: distributor roller retainer rod 28DC51 (93230)	EA	2									68	61
X2 H 02372		SPRING, HELICAL, COMPRESSION: ink ductor spring rod 28DE102 (93230)	EA	1				SEE	GRP	9901			68	46
X2 H 02373		SPRING, HELICAL, TENSION: ink fountain ratchet 2931 (93230)	EA	1	64	53								

(1) SMR CODE	(2) FEDERAL STOCK NUMBER	(3) DESCRIPTION  USABLE ON CODE		(4) UNIT OF MEAS	(5) QTY INC IN UNIT	(6) 30 DAY DS MAINT ALLOWANCE			(7) 30 DAY GS MAINT ALLOWANCE			(8) 1-YR ALW PER 100 EQUIP CNTGY	(9) DEPOT MAINT ALW PER 100 EQUIP	(10) ILLUS- TRATION	
						(a) 1-20	(b) 21-50	(c) 51-100	(a) 1-20	(b) 21-50	(c) 51-100			(a) FIG. NO.	(b) ITEM NO.
X2 H 02374		STUD: distributor roller bracket 404DP14,64 (93230)		EA	2									68	67
X22 H 02375		STUD: ink bracket trip link 404DP1475(93230)		EA	4									64	29
X2 H 02377		STUD: ink ductor 404DP71491 (93230)		EA	1									41	47
X2 H 02377		STUD: ink ductor link 404DP1494 (93230)		EA	1									68	37
X2 H 02373		STUD, PLAIN: ink trip lever, 3/8-16 thd size, 1/2 in. thd 1g. 404DP 1496 (93230)		EA	1									41	45
X2 H 02379		STUD: vibrator gear support bracket, 1g 4040DP1516 (93230)		EA	1									53	16
X2 H 0238S		STUD: vibrator gear support bracket, short 4043P1515 (93230)		EA	3									53	15
X2 F 02331		THUMBSCREW: washup machine adjusting, 5/16-18 thd size, 2 in. 1g, electrofilmed finish 2527E (93230)		EA	2									54	36
M F 02382		TUBE, OIL: ink ductor bearing 436D8203 (93230) MANUFACTURE FROM:		EA	1									53	68
F 0 02383 M F 02384	4710-277-5524	TUBE, COPPER (4 1/2 in. required)		FT					SEE	GRIP	9501				
		TUBE, OIL: large ink ductor shaft bracket 436DP2032 (93230) MANUFACTURE FROM:		EA	1									53	7
P F 02385 M F 02386	4710-277-5524	TUBE, COPPER (4 in. required)		FT					SEE	GRP	9501				
		TUBE OIL: large ink vibrator shaft bearing 436DP204 (93230) MANUFACTURE FROM:		EA	1									53	8
P F 02387 X2 H 02388	4710-277-5524	TUBE, COPPER (7 1/2, in. required)		FT					SEE	GRP	9501				
		WASHER, FLAT: distributor roller bracket stud, 5/8 in. id, 1 in. od, 1/32 in. thd, electrofilmed finish 4669E (93230)		EA	2				SEE	CGRP	9901			68	64
X2 H 02389		WASHER, FLAT: fountain pawl trip link assembly, 5/16 in. id, 5/8 in. od, 1/32 in. thk, electrofilmed finish 4679E (93230)		EA	1				SEE	GRP	9901			68	12
X2 H 02389		WASHER, FLAT: ink bracket trip link stud, 3/8 in. id, 3/4 in. od, 1/32 in. thd, electrofilmed finish 4669E (93230)		EA	4				SEE	GAP	9901			64	27
X2 H 02391		WASHER, FLAT: ink ductor cam roller lever stud, 5/8 in. id, 1 in. od, 1/32 in. thd, electrofilmed finish 4669E (93230)		EA	1				SEE	GRP	9901			68	39
X2 H 02392		WASHER, FLAT: ink ductor link stud, 1/2 in. id, 7/8 in. od, 1/32 in. thd 4666E (93230)		EA	1				SEE	CRP	9901			68	42
X2 H 02393		WASHER, FLAT: ink fountain crank connecting link, 5/8 in. id, 1 in. od, 1/32 in. thd, electrofilmed finish 4669E (93230)		EA	2				SEE	GRP	9901			68	6
X2 0 02394		WASHER, FLAT: ink gear guard poppet mounting, 17/64 in. id, 7/16 in. od, 1/16 in. thd, electrofilmed finish 45451 (93230J)		EA	4				SEE	GRP	9901			54	2

(1) SMR CODE	(2) FEDERAL STOCK NUMBER	(3) DESCRIPTION  USABLE ON CODE	(4) UNIT OF MEAS	(5) QTY INC IN UNIT	(6) 30 DAY DS MAINT ALLOWANCE			(7) 30 DAY GS MAINT ALLOWANCE			(8) 1-YR ALW PER 100 EQUIP CNTGY	(9) DEPOT MAINT ALW PER 100 EQUIP	(10) ILLUS- TRATION	
					(a)	(b)	(c)	(a)	(b)	(c)			(a)	(b)
					1-20	21-50	51-100	1-20	21-50	51-100			FIG. NO.	ITEM NO.
X2 H 02395		WASHER, FLAT: ink trip handle lever, 1/2 in. id, 3/8 in. od, 1/32 in. thd, electrofilmed finish 4666E (93230)	EA	1				SEE	GRP	9901			68	44
X2 H 02396		WASHER, FLAT: ink trip lever stud, 1/2 in. id, 7/8 in. od, 1/32 in. thd, electrofilmed finish 4666E (93230)	EA	1									64	58
X2 H 02397		WASHER, FLAT: ink trip link assembly, 1/2 in. id, 7/8 in. od, 1/32 in. thd, electrofilmed finish 4666E (93230)	EA	1									64	69
X2 F 02398		WASHER, FLAT: ink vibrator roller assembly, 17/32 in. id, 1 in. od, 1/8 in. thd, electrofilmed finish 4605E (93230)	EA	2				SEE	085	9901			54	46
X2 H 02399		WASHER, FLAT: ink vibrator roller assembly, electrofilmed finish (special) 4547E (93230)	EA	2									64	12
X2 F 02400		WASHER, FLAT: link assembly, 5/16 in. id, 5/8 in. od, 1/32 in. thd, electrofilmed finish 4679E (93230)	EA	1				SEE	GRP	9901			64	55
X2 H 02401		WASHER, FLAT: trip link mounting, 1/2 in. id, 1 in. od, 1/1-6 in. thd, electrofilmed finish 4666E (93230)	EA	1				SEE	GRP	9901			68	36
X2 H 02402		WASHER, LOCK: vibrator bearing retainer caps, 0.194 in. id, 0.337 in. od, 0.047 in. thd, electrofilmed finish 4532E (93230)	EA	16				SEE	GRP	9901			68	76
X2 0 02403		WASHUP MACHINE 560DP21 (93230)	EA	1									54	37
X2 F 02404		BACK ASSFIBLY: washup machine 1060DP21 (93230)	EA	1									55	8
X1 02405		BACK: washup machine 60DF21 (93230)	EA	1										
X1 02406		BAR: washup machine 63DP523 (93230)	EA	1										
X1 02407		BLOCK: spring plunger 80DF306 (93230)	EA	2										
X1 02408		GUSSET: washup machine 336DP810 (93230)	EA	2										
P 0 02409	3610-353-4536	BLADE: washup machine 79DP30 (93230)	EA	1				SEE	GRP	2602			55	7
X2 F 021410		CLAMP: washup machine blade 118DP147 (93230)	EA	1									55	6
X2 F 02411		PIN, COTTER: spring plunger, 1/16 in. dia, 1/2 in. 1g 1104 (93230)	EA	2									55	1
X2 F 02412		PLUNGER: washup machine 340DP57 (93230)	EA	2									55	3
X2 F 02313		SCREW, MACHDIE: blade mounting, No. 10-32 thd size, 1/2 in. 1g, electrofilmed finish 1902E (93230)	EA	10									55	5
P F 02414	3610-885-8417	SPRING, HELICAL, COEIPRESSION: plunger 28AH127 (93230)	EA	2	2	2	4	2	2	4	50	34	55	4
X2 F 0245		WASHER, FLAT: spring plunger, 0.125 in. id, 0.312 in. od, 0.032 in. thd, electrofilmed finish 4505E (93230)	EA	2									55	2



(1) SMR CODE	(2) FEDERAL STOCK NUMBER	(3) DESCRIPTION  USABLE ON CODE	(4) UNIT OF MEAS	(5) QTY INC IN UNIT	(6) 30 DAY DS MAINT ALLOWANCE			(7) 30 DAY GS MAINT ALLOWANCE			(8) 1-YR ALW PER 100 EQUIP CNTGY	(9) DEPOT MAINT ALW PER 100 EQUIP	(10) ILLUS- TRATION	
					(a)	(b)	(c)	(a)	(b)	(c)			(a)	(b)
					1-20	21-50	51-100	1-20	21-50	51-100			FIG. NO.	ITEM NO.
02416		6505 - OFFSET PRESS WATER SYSTEM												
X2 F R 02417		ARM ASSEMBLY: water ductor cam 904DP1411 (93230)	EA	1									43	79
X2 F 02418		ARM ASSEMBLY: water drive, electrofilmed finish 550DC79E (93230)	EA	1									76	14
X1 02419		ARM: water drive, electrofilmed finish 50DE77E (93230)	EA	1										
X1 02420		STUD: water intermediate gear, electro- filmed finish 404DC547E (93230)	EA	1										
X2 F 02421		ARM: water ductor, cam adjusting, electrofilmed finish 50DE77E (93230)	EA	1									76	21
X2 F 02422		ARM: water ductor, electrofilmed finish 50DC78E (93230)	EA	1									76	35
X2 F 02423		ARM CAM: water ductor, electrofilmed finish 50DE76E (93230)	EA	1									76	23
P F 02424	3610-427-5956	BEARING: cam arm, water ductor, electrofilmed finish 71DC263E (93230)	EA	1	*	2	2	*	2	2	19	15	76	13
P F 02425	3120-400-2567	BEARING: cam., ,water ductor, electrofilmed finish 712DE261E (93230)	EA	1	*	2	2	*	2	2	12	15	76	30
X2 F 02426		CAM ASSEMBLY: water ductor, electrofilmed finish 601DE102E (93230)	EA	1									76	29
P F 02427	3610-885-8416	CAM: water ductor control 101DE102 (93230)	EA	1	*	2	2	*	2	2	19	10		
X1 02428		STUD: water ductor cam 404DE540 (93230)	EA	1										
P F 02429	3610-652-0617	CAM: water ductor, electrofilmed finish 101DE103E (93230)	EA	1	*	2	2	*	2	2	20	15	76	25
X2 F 02430		DOWEL: water ductor cam, 1/4 in. dia, 3/4 in. 1g, electrofilmed finish 535E (93230)	EA	1				SEE	GRP	9901			76	28
P F 02431	3610-784-5372	GEAR, SPUR: water ductor 181DE224 (93230)	EA	1	*	2	2	*	2	2	19	15	76	27
P F 02432	3020-2f42-6267	GEAR, SPUR: water ductor cam 181DE225 (93230)	EA	1	*	2	2	*	2	2	19	10	76	12
P F 02433	3020-427-5533	GEAR, SPUR: water fountain 181DC227 (93230)	EA	1	*	2	2	*	2	2	19	15	76	5
X2 F 02434		HANDLE: water ductor adjusting, electro- filmed finish 210DE87E (93230)	EA	1									76	15
X2 F 02435		KEY, WOODRUFF: water drive sprocket, 3/16 in. dia, 3/4 in. 1g, No. 9 electro- filmed finish 986E (93230)	EA	1				SEE	GRP	9901			76	8
X2 F 02436		LINK: water ductor, electrofilmed finish 265DC140E (93230)	EA	1									76	34
X2 F 02437		NUT, PLAIN, HEXAGON: cam arm setscrew, 1/4-20 thd size, cadmium plated, electro- filmed finish 10323 (93230)	EA	1				SEE	GRP	9901			76	9
X2 F 02438		NUT: water ductor adjusting, electro- filmed finish 499DC254E (93230)											76	16

(1) SMR CODE	(2) FEDERAL STOCK NUMBER	(3) DESCRIPTION  USABLE ON CODE	(4) UNIT OF MEAS	(5) QTY INC IN UNIT	(6) 30 DAY DS MAINT ALLOWANCE			(7) 30 DAY GS MAINT ALLOWANCE			(8) 1-YR ALW PER 100 EQUIP CNTGY	(9) DEPOT MAINT ALW PER 100 EQUIP	(10) ILLUS- TRATION	
					(a)	(b)	(c)	(a)	(b)	(c)			(a)	(b)
					1-20	21-50	51-100	1-20	21-50	51-100			FIG. NO.	ITEM NO.
X2 F 02439		PIN, COTTER: intermediate gear stud 1120 (93230)	EA	1									76	3
X2 F 02440		PIN, COTTER: water ductor adjusting stud 1105 (93230)	EA	1									76	32
X2 F 12441		PIN COTTER: water ductor cam stud 1113 (93230)	EA	1									76	24
X2 F 02242		PIN, TAPERED, PLAIN: water ductor cam adjusting arm, 0.193 in. dia, 1 in. 1g, electrofilmed finish 1516E (93230)	EA	2				SEE	GRP	9901			76	20
X2 F 02443		PIN: water ductor adjusting cam, 1/8 in. dia, 1/4 in. 1g, electrofilmed finish 1480e (93230)	EA	1									76	18
X2 F 02444		ROD: , water ductor, electrofilmed finish 870DC215E (93230)	EA	1									76	17
X1 02445		HEAD: water ductor cam adjusting 211DC114 (93230)	EA	1										
X1 02446		RCD: water ductor cam adjusting 370DC215 (93230)	EA	1										
X2 F 02447		SCREW, CAP, SOCKET HEAD: cam gear, 5/16-18 thd size, 1/2 in. 1g, electrofilmed finish 2073E (93230)	EA	2									76	26
X2 F 02448		SETCREW, SOCKET HEAD: cam arm 2362 (93230)	EA	1									76	22
X2 F 02449		SETSCREW, SOCKET HEAD: water drive shaft, 1/4-20 thd size, 7/8 in. 1g 23DC38 (93230)	EA	1									76	10
X2 F 02450		SETSCREW, SOCKET HEAD: water drive sprocket 22F62 (93230)	EA	1									76	6
X2 F 02451		SETSCREW, SQUARE HEAD: water drive arm, 3/8-16 thd size, 1 in, 1g, cadmium plated, electrofilmed finish 2338B (93230)	EA	1				SEE	GRP	9901			76	1
X2 F 02452		SHAFT: water drive, electrofilmed finish 380DC464E (93230)	EA	1									76	11
X2 F 02453		SPROCKET: water drive, upper, electrofilm- ed finish 396DC122E (93230)	EA	1									76	7
X2 F 02454		STUD: water drive arm 404DP1411 (93230)	EA	1									76	2
X2 F 02455		STUD: water ductor adjusting-, electro- filmed finish 404DC615E (93230)	EA	1									76	33
X2 F 02456		STUID: water ductor adjusting cam, electrofilmed finish 404DC616E (93230)	EA	1									76	19
X2 F 02457		STUD: water ductor can adjusting, electrofilmed finish 404DE535E (93230)	EA	1									76	31
X2 F 02458		WASHER, FLAT: intermediate gear stud, 17/32 in. id, 1 1/8 in. od, 1/32 in. -thk, electrofilmed finish 4662E (093230)	EA	1				SEE	CRP	9901			76	4
X2 H 02459		BEARING: water throw-off shaft 71DP556 (93230)	EA	1									41	61
X2 H 02460		BEARING: water throw-off shaft 71DP556 (93230)	EA	1									53	24

(1) SMR CODE	(2) FEDERAL STOCK NUMBER	(3) DESCRIPTION  USABLE ON CODE	(4) UNIT OF MEAS	(5) QTY INC IN UNIT	(6) 30 DAY DS MAINT ALLOWANCE			(7) 30 DAY GS MAINT ALLOWANCE			(8) 1-YR ALW PER 100 EQUIP CNTGY	(9) DEPOT MAINT ALW PER 100 EQUIP	(10) ILLUS- TRATION	
					(a)	(b)	(c)	(a)	(b)	(c)			(a)	(b)
					1-20	21-50	51-100	1-20	21-50	51-100			FIG. NO.	ITEM NO.
X2 H 02461		BRACKET ASSEMBLY: water motion intermediate gear stud 590DP1264 (93230)	EA	1									64	64
H2 H 02462		BRACKET: intermediate gear 90DP1264 (93230)	EA	1									69	10
X2 O 02463		FITTING LUBRICATION: water motion intermediate gear stud 439DP52 (93230)	EA	1				SEE	GRP	9901			69	9
X2 H 02464		PIN, TAPERED, PLAIN: gear bracket, 0.193 in. dia, 1 1/2 in. 1g, electro-filmed finish 1520E (93230)	EA	1				SEE	GRP	9901			69	9
X2 H 02465		STUD: intermediate gear 404DP1461 (93230)	EA	1									69	8
X2 H 02466		BRACKET ASSEMBLY: water stop, narrow, electrofilmed finish 590DC339E (93230)	EA	2									68	2
X2 H 02467		BRACKET: water stop, electrofilmed finish 90DC339E (93230)	EA	2									74	8
X2H 02465		PLATE: wiper, water stop 336DC128 (93230)	EA	2									74	7
X2 H 02469		SCREW, MACHINE: wiper and plate mounting, No. 10-24 THD size, 1/2 in. 1g, electro-filmed finish 24DC51E (93230)	EA	4				SEE	GRP	9901			74	5
P H 02470	3610-427-5882	WIPER: water stop 499DC90 (93230)	EA	2				2	2	4	52	35	74	6
X2 H 02471		BRACKET ASSEMBLY: water stop, wide, electrofilmed finish 590DC338E (93230)	EA	2									68	1
X2 H 02472		BRACKET: water stop, electrofilmed finish 90DC338E (93230)	EA	2									74	4
X2 H 02473		PLATE: wiper, water stop 336DC127 (93230)	EA	2									74	2
X2 H 02474		SCREW MACHINE: wiper and plate mounting, No. 10-24 thd size, 1/2 in. 1g, electrofilmed finish 24DC51E (93230)	EA	4				SEE	OBP	9901			74	1
P H 02475	3610-427-5881	WIPER: water stop 499DC89 (93230)	EA	2				2	2	4	52	35	74	3
X2 F 02476		CHAIN, ROLLER: water motion 115DC62 (93230) (Used with SPROCKET (93233) 396DC146E)	EA	1									43	74
X2 F 02477		CHAIN: water drive 115DC88 (93230) (Used with SPROCKET (93230) 396DC87)	EA	1									43	74
X2 F 02478		CHAIN: water drive 115DC88 (93230) (Used with SPROCKET (93230) 396DC87)	EA	1									43	74
X2 F 02479		COLLAR ASSEMBLY: water motion throw-off stop 503DP177 (93230)	EA	1									89	5
X2 F 02480		COLLAR: throw-off stop 3DF177 (93230)	EA	1										
X2 F 02481		PIN, STRAIGHT, HEADLESS: throw-off stop collar, 1/4 in. dia, 5/8 in. 1g, electrofilmed finish 1382E (93230)	EA	1										

(1) SMR CODE	(2) FEDERAL STOCK NUMBER	(3) DESCRIPTION  USABLE ON CODE	(4) UNIT OF MEAS	(5) QTY INC IN UNIT	(6) 30 DAY DS MAINT ALLOWANCE			(7) 30 DAY GS MAINT ALLOWANCE			(8) 1-YR ALW PER 100 EQUIP CNTGY	(9) DEPOT MAINT ALW PER 100 EQUIP	(10) ILLUS- TRATION	
					(a)	(b)	(c)	(a)	(b)	(c)			(a)	(b)
					1-20	21-50	51-100	1-20	21-50	51-100			FIG. NO.	ITEM NO.
X2 F 02482		SETSCREW, SOCKET HEAD: throw-off stop collar, 3/8-16 thd size, 3/8 in. 1g 2289 (93230)	EA	1										
X2 H 02483		COLLAR: ductor lever stud, electrofilmed finish 355E (93230)	EA	1									43	42
X2 F 02484		COLLAR: intermediate gear stud, electrofilmed finish 3DC28E (93230)	EA	1				SEE	GRP	9901			64	61
X2 H 02485		COLLAR: throw-off handle shaft, electrofilmed finish 319E (93230)	EA	1				SEE	GRP	9901			89	7
X2 F 02486		DOWEL: water motion intermediate gear bracket assembly mounting, 1/4 in. dia, 7/8 in. 1g, electrofilmed finish 537E (93230)	EA	2				SEE	GRP	9901			64	65
X2 H 02487		DOIEL: water motion rack mounting, electrofilmed finish 567E (93230)	EA	4									53	4
X2 H 02488		DOWIEL: water motion rack mounting, electrofilmed finish 567E (93230)	EA	4									41	52
X2 H 02489		GEAR, INTERMEDIATE: water fountain roll 18DC341 (93230)	EA	1									64	62
X2 H 02490		GEAR, SPUR: water fountain roll 18D0C340 (93230)	EA	1										
P F 02491	3610-878-6491	GEAR, SPUR: water vibrator roller 681DP565 (93230)	EA	1	*	2	2	*	2	2	19	15	64	62
P F 02492	3120-453-5629	BEARING: intermediate gear, electrofilmed finish 71DC177E (93230)	EA	1	*	2	2	*	2	2	19	5		
X2 F 02493		GEAR, INTERMEDIATE: water vibrator roller 181DP565 (93230)	EA	1										
X2 O 02494		HANDLE: water trip throw-off lever, electrofilmed finish 210DC38E (93230)	EA	1									89	4
X2 F 02495		LEVER ASSEMBLY: ductor cam 770DP924 (93230)	EA	1									43	43
X2 F 02496		LEVER ASSEMBLY: ductor can 1st 1770DP924 (93230)	EA	1									75	8
X1 02497		BLOCK: ductor cam lever 80DP289 (93230)	EA	1										
X1 02498		LEVER: ductor cam 270DP924 (93230)	EA	1										
X2 F 02499		ROLLER: ductor cam 499DP754 (93230)	EA	1									75	4
X2 F 02500		SCREW, ADJUSTING: ductor cam lever 2489124 (93230)	EA	1									75	7
X2 02501		SETSCREW, SOCKET HEAD: ductor cam lever, 5/16-18 thd size, 5/8 in. 1g, cadmium plated, electrofilmed finish 2233B (93230)	EA	1				SEE	GrP	9901			75	5
X2 F 02502		SETSCREW, SOCKET HEAD: eccentric stud shoe 22F62 (93230)	EA	1									75	1
X2 F 02503		SHOE: ductor cam lever, 1/4 in. dia, 3/16 in. thd 2716 (93230)	EA	1				SEE	GRP	9901			75	6

(1) SMR CODE	(2) FEDERAL STOCK NUMBER	(3) DESCRIPTION  USABLE ON CODE	(4) UNIT OF MEAS	(5) QTY INC IN UNIT	(6) 30 DAY DS MAINT ALLOWANCE			(7) 30 DAY GS MAINT ALLOWANCE			(8) 1-YR ALW PER 100 EQUIP CNTGY	(9) DEPOT MAINT ALW PER 100 EQUIP	(10) ILLUS- TRATION	
					(a)	(b)	(c)	(a)	(b)	(c)			(a)	(b)
					1-20	21-50	51-100	1-20	21-50	51-100			FIG. NO.	ITEM NO.
X2 F 02504		SHOE: eccentric stud, 13/64 in. dia, 5/32 in. thd 2714 (93230)	EA	1				SEE	GRP	9901			75	2
X2 F 02505		STUD: ductor cam roller eccentric 404DP1401 (93230)	EA	1									75	3
X2 F 02506		LEVER ASSEMBLY: water idler wheel, electro- filmed finish 770DC527E (93230)	EA	1									43	73
X2 F 02507		LEVER SUBASSEMBLY: water idler wheel, electrofilmed finish 1770DC527E (93230)	EA	1										
X1 02508		LEVER: water idler wheel, electro- filmed finish 270DC527E (93230)	EA	1										
X1 02509		STUD: water idler wheel, electrofilmed finish 404DC718E (93230)	EA	1										
X2 F 02510		PIN, COTTER: wheel stud 1113 (93230)	EA	1										
X2 F 02511		SCREW, CAP, HEXAGON HEAD: wheel lever, 5/16-18 thd size, 1 1/4 in. 1g, cadmium plated, electrofilmed finish 1942B (93230)	EA	1										
X2 F 02512		WASHER, FLAT: wheel stud, 33/64 in. id, 1 in. od, 1/32 in. thd, electrofilmed finish 45DC3E (93230)	EA	1										
X2 F 02513		WHEEL, IDLER: water motion, electrofilmed finish 461DC27E (93230)	EA	1										
X2 F 02514		LEVER, THROW-OFF: water trip, electro- filmed finish 270DC215E (93230)	EA	1									89	3
X2 F 02515		NUT, PLAIN, HEXAGON: water ductor cam arm assembly, 5/8-11 thd size, cadmium plated, electrofilmed finish 1020B (93230)	EA	1				SEE	GRP	9901			43	75
X2 F 02516		NUT, SELF-LOCKING, HEXAGON: water idler lever stud mounting 10DP120 (93230)	EA	1									53	53
X2 H 02517		PIN, COTTER: roller shaft 1113 (93230)	EA	1									61	3
X2 F 02518		PIN, COTTER: water idler lever assembly 1120 (93230)	EA	1									43	77
X2 F 02519		PIN, SPRING: water motion rack, electro- filmed finish 1181E (93230)	EA	1				SEE	GRP	9901			41	51
X2 F 02520		PIN, TAPERED, PLAIN: sprocket attaching, 0.193 in. dia, 1 1/2 in. 1g, electrofilmed finish 1518E (93230)	EA	1				SEE	GRP	9901			89	106
X2 H 02521		PIN, TAPERED, PLAIN: water trip throw-off shaft assembly, 0.193 in. dia, 1 1/4 in. 1g, electrofilmed finish 1518E (93230)	EA	1				SEE	GRP	9901			89	2
X2 H 02522		RACK ASSEMBLY: water motion, front 860DP52 (93230)	EA	1									4	50
X2 H 02523		BRACKET: water motion, stop 90DP1232 (93230)	EA	1									77	5
X2 H 02524		DOWEL: rack to stop bracket, electro- filmed finish 509E (93230)	EA	1									77	4

(1) SMR CODE	(2) FEDERAL STOCK NUMBER	(3) DESCRIPTION  USABLE ON CODE	(4) UNIT OF MEAS	(5) QTY INC IN UNIT	(6) 30 DAY DS MAINT ALLOWANCE			(7) 30 DAY GS MAINT ALLOWANCE			(8) 1-YR ALW PER 100 EQUIP CNTGY	(9) DEPOT MAINT ALW PER 100 EQUIP	(10) ILLUS- TRATION	
					(a)	(b)	(c)	(a)	(b)	(c)			(a)	(b)
					1-20	21-50	51-100	1-20	21-50	51-100			FIG. NO.	ITEM NO.
H2 H 02525		NUT, PLAIN, HEXAGON: water motion stop bracket screw, 1/,-23 thd size, electro-filmed finish 10F04E, (93230)	EA	1									77	2
X2 H		RACK: water motion 360DP52 (93230)	EA	1									77	6
X2 H 02527		SCREW, CAP, SOCKET HEAD: stop bracket 20F76 (93230)	EA	1									77	3
X2 H; 02528		SCREW, MACHINE: water motion stop bracket 1/4-18 thd size, 1 1/4 in. 1g 20DP12 (93230)	EA	1									77	1
X2 H 02529		RACK SUPPORT: water motion, rear 360PD53 (93230)	EA	1									53	3
X2 H 02530		NUT, JAM, HEXAGON: water motion support rack setscrew, 1/4-28 thd size, electro-filmed finish 10F06E (93230)	EA	1										
X2 H 02531		SETSCREW, SQUARE HEAD: water motion support rack, 1/4-28 thd size, 3/4 in. 1g 23F15 (93230)	EA	1										
X2 0 02532		ROLLER ASSEMBLY: ductor dampener 875DP16 (93230)	EA	1									54	53
P 0 02533	3610-85-8423	ROLLER: ductor dampener 876DP66 (93230)	EA	1	2	2	2	2	2	2	25	3		
X1 02534		SHAFT: ductor dampener roller 380DFP905 (93230)	EA	1										
X2 0 02535		ROLLER ASSEMBLY: form dampener 875DP15 (93230)	EA	2									54	54
P 0 02536	3610-885-8424	ROLLER, FORM DAMPENER 876DP65 (93230)	EA	2	2	2	4	2	2	4	50	6		
X1 02537		SHIFT: form dampener roller 308D1'904 (93230)	EA	2										
X2 H 02538		SCREW, CAP, HEXAGON HEAD: rack mounting, 3/8-16 thd size, 7/8 in. 1g, electrofilmed finish 1999E (93230)	EA	2				SEE	CRP	9901			41	48
X2 F 02539		SCREW, CAP, HEXAGON HEAD: water motion rack, 1/2-13 thd size, 1 1/2 in. 1g, cadmium plated, electrofilmed finish 1994B, (93230)	EA	1				SEE	GRP	9901			41	49
X2 H 02540		SCREW, CAP, SOCKET HEAD: rack assembly mounting 2060 (93230)	EA	2									53	2
X2 F 02541		SCREW, CAP, SOCKET HEAD: water motion intermediate gear bracket assembly mounting 2086 (93230)	EA	2									64	63
X2 H 02542		SCREW, MACHINE: water throw-off shaft, 1/4-28 thd size, 1 1/4 in. 1g, electrofilmed finish 19F18E (93230)	EA	3				SEE	GRP	9901			41	60
X2 H 02543		SCREW, MACHINE: water throw-off shaft, 1/4-28 thd size, 1 1/4 in. 1g 19F18E (93230)	EA	3				SEE	cap	9901			53	23
X2 H 02544		SETSCREW, SOCKET .HEAD: ductor lever stud collar 22F66 (93230)	EA	1									43	41
X2 F 02545		SETSCREW, SOCKET HEAD: intermediate gear stud collar 2289 (93230)	EA	1									64	60

(1) SMR CODE	(2) FEDERAL STOCK NUMBER	(3) DESCRIPTION  USABLE ON CODE	(4) UNIT OF MEAS	(5) QTY INC IN UNIT	(6) 30 DAY DS MAINT ALLOWANCE			(7) 30 DAY GS MAINT ALLOWANCE			(8) 1-YR ALW PER 100 EQUIP CNTGY	(9) DEPOT MAINT ALW PER 100 EQUIP	(10) ILLUS- TRATION	
					(a)	(b)	(c)	(a)	(b)	(c)			(a)	(b)
					1-20	21-50	51-100	1-20	21-50	51-100			FIG. NO.	ITEM NO.
X2 F 02546		SETSCREW, SOCKET HDAD: water idler lever assembly 2289 (93230)	EA	1									89	6
X2 F 02547		SETSCREW, SOCKET HEAD: water trip throw-off lever, 3/8-16 thd size, 1/2 in. 1g, electro-filmed finish 2292E, (93230)	EA	1				SEE	GRP	9901			89	1
X2 H 02543		SHAFT ASSEMBLY: water throw-off 880DP968 (93230)	EA	1									89	8
X2 H 02549		ECCENTRIC: water throw-off 150DC31 (93230)	EA	1										
X2 H 02550		PIN, TAPERED, PLAIN: water throw-off eccentric, 0.193 in. dia, 1 in. 1g, electrofilmed finish 1516E (93230)	EA	1				SEE	GRP	9901				
X2 H 02551		SHAFT: water throw-off 380DP968 (93230)	EA	1										
X2 F 02552		SPROCKET: water drive, electrofilmed finish 396DC146E (93230)	EA	1									89	105
X2 F 02553		SPROCKET DRIPE: water 396DC87 (93230)	EA	1									89	105
X2 F 025542		STUD: ductor lever 404DP1402 (93230)	EA	1									53	1
X2 F 02555		STUD, IDLER LEVER: water drive chain 404DC1477 (93230)	EA	1									53	54
X2 F 02556		WASHER, FLAT: water idler lever assembly, 1/2 in. id, 7/8 in. od, 1/32 in. thd, electrofilmed finish 4666E (93230)	EA	1									43	78
X2 F 02557		WASHER, LOCK: water ductor cam arm assembly, 0.636 in. id, 1.086 in. od, 0.156 in. thd, electrofilmed finish 4615E (93230)	EA	1									43	76
X2 H 02558		WASHER MOTION ASSEMBLY 999DP875 (93230)	EA	1									68	4
P H 02559	3610-353-4538	BLOCK: vibrating motion 80DP314 (93230)	EA	1				SEE	GRP	9901			70	10
X2 H 02560		BRACKET ASSEMBLY: front 590DP1237 (93230)	EA	1									70	97
X2 H 02561		BRACKET: water motion, electrofilmed finish 90DC237E (93230)	EA	1									73	37
X2 H 02562		BUSHING: water motion bracket, electrofilmed finish 71DC150E (93230)	EA	1				SEE	GRP	9901			73	32
X1 02563		CAP, SOCKET: water form roller 110DP32 (93230)	EA	1									73	29
X1 02564		LATCH: water motion throw-off, electrofilmed finish 2601D2LE (93230)	EA	1									73	35
X2 H 02565		LEVER ASSEMBLY, SCCT: upper water motion 770Dr929 (93230)	EA	1									73	15
X2 H 02566		BRACKET: upper ,water motion, electrofilmed finish 90DC265E (93230)	EA	1				SEE	CAP	9901			73	22

(1) SMR CODE	(2) FEDERAL STOCK NUMBER	(3) DESCRIPTION  USABLE ON CODE  REF. NUMBER & MFR CODE	(4) UNIT OF MEAS	(5) QTY INC IN UNIT	(6) 30 DAY DS MAINT ALLOWANCE			(7) 30 DAY GS MAINT ALLOWANCE			(8) 1-YR ALW PER 100 EQUIP CNTGY	(9) DEPOT MAINT ALW PER 100 EQUIP	(10) ILLUS- TRATION	
					(a)	(b)	(c)	(a)	(b)	(c)			(a)	(b)
					1-20	21-50	51-100	1-20	21-50	51-100			FIG. NO.	ITEM NO.
X2 H 02567		LEVER, SOCKET: upper water motion, electrofilmed finish 270DE232E (93230)	EA	1				SEE	GRP	9901			73	31
X2 H 02568		NUT, JAM, HEXAGON: socket lever setscrew, 5/16 in thd size, electrofilmed finish 1009E (93230)	EA	1				SEE	GRP	9901			73	25
X2 H 02569		NUT, PLAIN, HEXAGON: roller socket bracket machine screw, 1/4-20 thd size, cadmium plated, electrofilmed finish 1032B (93230)	EA	2				SEE	GRP	9901			73	20
X2 H 02570		PAD, OIL: roller socket bracket, 13/64 in. dia, 1/8 in. thd 499DC087 (93230)	EA	1				SEE	GRP	9901			73	19
X2 H 02571		PIN: roller socket bracket, special electrofilmed finish 404DE484E (93230)	EA	1				SEE	GRP	9901			73	16
X2 1 02572		SCREW, MACHINE: roller socket bracket, 1/4-20 thd size, 1 1/2 in. 1g, cadmium plated, electrofilmed finish 1804B (93230)	EA	1				SEE	GRP	9901			73	21
X2 H 02573		SETSCREW, SOCKET HEAD: roller socket bracket 22F62 (93230)	EA	1									73	12
X2 H 02574		SETSCREW, SQUARE, HEAD: socket lever, 5/16-18 thd size, 2 1/4 in. 1g cadmium plated, electrofilmed finish 2333B (93230)	EA	1				SEE	GRP	9901			73	3
X2 H 02575		SHOE: roller socket bracket, brass, 1/4 in. dia, 1/8 in. thd, electrofilmed finish 2717E (93230)	EA	1				SEE	GRP	9901			73	17
X2 H 02576		SOCKET ASSEMBLY: form roller upper water 999DP757 (93230)	EA	1									73	26
X2 H 02577		WASHER, NONMETALLIC: socket lever setscrew, 11/32 in. dia, 3/4 in. od, 1/32 in. thd 45DC13 (93230)	EA	2				SEE	GRP	9901			73	24
X2 H 02578		PIN, COTTER: latch stud 1113 (93230)	EA	1									73	33
X2 H 02579		PIN, SPRING: upper water motion socket level, spring electrofilmed finish 1197E (93230)	EA	1									73	2
X2 H 02580		SETSCREW, SOCKET HEAD: water motion bracket 2289 (93230)	EA	2									73	3
X2 H 02581		SOCKET ASSEMBLY: water motion, lower, electrofilmed finish 770DE231E (93230)	EA	1									73	5
X2 H 02582		BRACKET: lower water motion form roller, electrofilmed finish 90DC265E (93230)	EA	1				SEE	GRP	9901			73	12
X2 H 02583		LEVER: lower water roller motion, electrofilmed finish 270DE231E (93230)	EA	1				SEE	GRP	9901			73	14
X2 H 02584		NUT, PLAIN, HEXAGON: form roller bracket machine screw, 1/4-20 thd size, electrofilmed finish 1032E (93230)	EA	2				SEE	GRP	9901			73	10
X2 H 02585		PAD, OIL: form roller bracket 499DC87 (93230)	EA	1				SEE	CRP	9901			73	9



(1) SMR CODE	(2) FEDERAL STOCK NUMBER	(3) DESCRIPTION  USABLE ON CODE  REF. NUMBER & MFR CODE	(4) UNIT OF MEAS	(5) QTY INC IN UNIT	(6) 30 DAY DS MAINT ALLOWANCE			(7) 30 DAY GS MAINT ALLOWANCE			(8) 1-YR ALW PER 100 EQUIP CNTGY	(9) DEPOT MAINT ALW PER 100 EQUIP	(10) ILLUS- TRATION	
					(a)	(b)	(c)	(a)	(b)	(c)			(a)	(b)
					1-20	21-50	51-100	1-20	21-50	51-100			FIG.	ITEM
X2 H 02586		SCREW, MACHINE: form roller bracket, 1/4-20 thd size, 1 1/2 in. 1g, cadmium plated, electrofilmed finish 1804B (93230)	EA	1				SEE	GRP	9901			73	11
X2 H 02587		SETSCREW, SCOKET HEAD: form roller bracket 22F62 (93230)	EA	1									73	8
X2 H 02588		SETSCREW, SQUARE HEAD: form roller bracket, 5/16-18 thd size, 1/2 in. 1g, cadmium plated, electrofilmed finish 2321B (93230)	EA	1				SEE	GRP	9901			73	6
X2 H 02589		SHOE: form roller bracket bronze, 1/4 in. id, 1/8 in. od, electrofilmed finish 2717E (93230)	EA	1				SEE	GRP	9901			73	7
X2 H 02590		SOCKET: lower water motion form roller, electrofilmed finish 499DC55E (93230)	EA	1									73	13
X1 02591		SOCKET: upper form roller 499DP757 (93230)	EA	1									73	30
X2 H 02592		SPRING, HELICAL, EXTENSION: upper water motion socket lever 2955 (93230)	EA	1				SEE	CRP	9901			73	1
X2 H 02593		STUD, BRACKET: water motion, electro- filmed finish 33DESE (93230)	EA	1									73	4
X2 H 02594		STUD, LATCH: water motion throw-off, electrofilmed finish 404DC156E (93230)	EA	1									73	36
X2 H 02595		THUMBSCREW: 1/4-20 thd size, 3/4 in. 1g, cadmium plated, electrofilmed finish 2562B (93230)	EA	1				SEE	GRP	9901			73	27
X2 H 02596		WASHER, FLAT: cap thumbscrew, 17/64 in. id, 7/16 in. od, 1/16 in. thd, electro- filmed finish 4545E (93230)	EA	1				SEE	GRP	9901			73	28
X2 H 02597		WASHER, FLAT: latch stud, 25/64, in. id, 5/8 in. od, 1/32 in. thd, electro- filmed finish 4638E (93230)	EA	1				SEE	GRP	9901			73	34
X2 H 02598		BRACKET ASSEMBLY: water motion, rear 590DP1295 (93230)	EA	1									70	31
X2 H 02599		BRACKET: water motion rear 590P1295 (93230)	EA	1									72	36
P H 02600	3120-400-2586	BUSHING: water motion bracket, electro- filmed finish 71DC150E (93230)	EA	1				SEE	GRP	9901			72	34
X2 H 02601		LEVER ASSEMBLY, SOCKET: lower water motion, electrofilmed finish 999DC45E (93230)	EA	1									72	22
X2 H 02602		BRACKET: lower water motion roller socket, electrofilmed finish 90DC264E (93230)	EA	1									72	29
X2 H 02603		LEVER: lower water motion socket, electrofilmed finish 270DE231E (93230)	EA	1				SEE	GRP	9901			72	31
X2 H 02604		NUT, PLAIN, HEXAGON: roller socket bracket machine srew, 1/-A20 thd size, electrofilmed finish 1032E (93230)	EA	2				SEE	GRP	9901			72	10

(1) SMR CODE	(2) FEDERAL STOCK NUMBER	(3) DESCRIPTION  USABLE ON CODE  REF. NUMBER & MFR CODE	(4) UNIT OF MEAS	(5) QTY INC IN UNIT	(6) 30 DAY DS MAINT ALLOWANCE			(7) 30 DAY GS MAINT ALLOWANCE			(8) 1-YR ALW PER 100 EQUIP CNTGY	(9) DEPOT MAINT ALW PER 100 EQUIP	(10) ILLUS- TRATION	
					(a)	(b)	(c)	(a)	(b)	(c)			(a)	(b)
					1-20	21-50	51-100	1-20	21-50	51-100			FIG. NO.	ITEM NO.
X2 H 02605		PAD, OIL: roller socket bracket, 13/64 in. dia, 1/8 in. thd 499DC87 (93230)	EA	1				SEE	GRP	9901			72	9
X2 H 02606		SCREW, MACHINE: roller socket bracket, 1/4-20 thd size, 1 1/2 in. 1g, cadmium plated, electrofilmed finish 1804B (93230)	EA	1				SEE	GRP	9901			72	11
X2 H 02607		SETSCREW, SOCKET HEAD: roller socket bracket 22F62 (93230)	EA	1									72	8
X2 H 02608		SETSCREW, SQUARE HEAD: roller socket bracket, 5/16-18 thd size, 1/2 in. 1g, cadmium plated, electrofilmed finish 2321B (93230)	EA	1				SEE	GRP	9901			72	23
X2 H 02609		SHOE: roller socket bracket brass, 1/4 in. dia, 1/8 in. thd, electro- filmed finish 2717E (93230)	EA	1				SEE	GRP	9901			72	24
X2 H 02610		SOCKET: lower water motion roller, electrofilmed finish 499DC45E (93230)	EA	1									72	30
X2 H 02611		LEVER ASSEMBLY, SOCKET: upper water motion, rear 770DP930 (93230)	EA	1									72	5
X2 H 02612		BRACKET SOCKET: upper water motion, electrofilmed finish 90DC265E (93230)	EA	1				SEE	GRP	9901			72	12
X2 H 02613		LEVER, SOCKET: upper water motion, electrofilmed finish 270DE232E (93230)	EA	1				SEE	GRP	9901			72	21
X2 H 02614		NUT, JAM, HEXAGON: socket lever setscrew, 5/16-18 thd size, electro- filmed finish 1009E (93230)	EA	1				SEE	GRP	9901			72	15
X2 H 02615		NUT, PLAIN, HEXAGON: form roller socket bracket machine screw, 1/4-20 thd size, electrofilmed finish 1032E (93230)	EA	2				SEE	GRP	9901			72	27
X2 H 02616		PAD, OIL: form roller socket bracket 499DC87 (93230)	EA	1				SEE	GRP	9901			72	26
X2 H 02617		PIN, SPRING: form socket bracket, electrofilmed finish 404DE484E (93230)	EA	1				SEE	GRP	9901			72	6
X2 H 02618		SCREW, MACHINE: form roller socket bracket, 1/4-20 thd size, 1 1/2 in. 1g, cadmium plated, electrofilmed finish 1804B (93230)	EA	1				SEE	GRP	9901			72	28
X2 H 02619		SETSCREW, SOCKET HEAD: form roller socket bracket 22F62 (93230)	EA	1									72	25
X2 H 02620		SETSCREW, SQUARE HEAD: socket lever, 5/16-18 thd size, 2 1/4 in. 1g, cadmium plated, electrofilmed finish 233B (93230)	EA	1				SEE	GRP	9901			72	13
X2 H 02621		SHOE: form roller socket bracket, brass, 1/4 in. dia, 1/8 in. thd, electrofilmed finish 2717E (93230)	EA	1				SEE	GRP	9901			72	7
X2 H 102622		SOCKET ASSEMBLY: upper water form roller, rear 999DP758 (93230)	EA	1									72	16

(1) SMR CODE	(2) FEDERAL STOCK NUMBER	(3) DESCRIPTION  USABLE ON CODE	(4) UNIT OF MEAS	(5) QTY INC IN UNIT	(6) 30 DAY DS MAINT ALLOWANCE			(7) 30 DAY GS MAINT ALLOWANCE			(8) 1-YR ALW PER 100 EQUIP CNTGY	(9) DEPOT MAINT ALW PER 100 EQUIP	(10) ILLUS- TRATION	
					(a)	(b)	(c)	(a)	(b)	(c)			(a)	(b)
					1-20	21-50	51-100	1-20	21-50	51-100			FIG. NO.	ITEM NO.
X1 02623		CAP: form roller socket 110DP132 (93230)	EA	1									72	19
X1 02624		SOCKET: upper water form roller 499DP758 (93230)	EA	1									72	20
X2 H 02625		THUMBSCREW: form roller socket cap, 1/4-20 thd size, 3/4 in. 1g, cadmium plated, electrofilmed finish 2562-3 (93230)	EA	1				SEE	GRP	9901			72	17
X2 H 02626		WASHER, FLAT: cap thumbscrew, 0.265 in. dia, 0.500 in. od, 0.064 in. thd, electrofilmed finish 4545E (93230)	EA	1				SEE	GRP	9901			72	18
X2 H 02627		WASHER, NONMETALLIC: socket lever setscrew 45DC13 (93230)	EA	2				SEE	GRP	9901			72	14
X2 H 02628		PIN, SPRING: water motion bracket spring, electrofilmed finish (special) 1185E (93230)	EA	1									72	2
X2 H 02629		PIN, STOP: ductor lever 404DP1409 (93230)	EA	1									72	35
X2 H 02630		PIN, TAPED, PLAIN: link post No. 2, 1 3/4 in. 1g, 0.193 in. dia, 1 3/4 in. lg. electrofilmed finish 1522E (932301)	EA	1									72	32
X2 H 02631		POST, LINK: water vibrator 35DP53 (93230)	EA	1									72	33
X2 H 02632		SETSCREW, SOCKET HEAD: water motion bracket, 3/8-16 thd size, 3/8 in. 1g 2289 (93230)	EA	2									72	3
X2 H 02633		SPRING, HELICAL, EXTENSION, WATER MOTION BRACKET 2955 (93230)	EA	1				SEE	GRP	9901			72	1
X2 H 02634		STUD, BRACKET: water motion 33DP17 (93230)	EA	1									72	4
X2 H 02635		BRACKET ASSEMBLY, SPRING ROD: water motion, front, electrofilmed finish 590D024E (93230)	EA	1									70	79
X2 H 02636		BRACKET: spring rod, water motion, electrofilmed finish 90DC241E (93230)	EA	1				SEE	GRP	9901			70	86
X2 H 02637		COLLAR, SHAFT: 5/16 in. id, 3/4 in. od, 3/8 in. wide 415E (93230)	EA	1				SEE	GRP	9901			70	84
X2 H 02638		NUT, PLAIN, HEXAGON: spring rod, 5/16-18 thd size, electrofilmed finish 1008E (93230)	EA	2				SEE	GRP	9901			70	80
X2 H 02639		ROD, SPRING: water motion, electrofilmed finish 370DC111E (93230)	EA	1									70	85
X2 H 02640		SETSCREW, SOCKET HEAD: collar 2362 (93230)	EA	1									70	23
P H 02641	3610-246-7592	SPRING, HELICAL, COMPRESSION: water motion rod 28DC45 (93230)	EA	1				SEE	GRP	9901			70	82
X2 H 02642		WASHER, BEVEL: spring rod, 21/64 in. id, 5/8 in. od, 1/4 in. thd, electro- filmed finish 4676E (93230)	EA	1				SEE	GRP	9901			70	81

(1) SMR CODE	(2) FEDERAL STOCK NUMBER	(3) DESCRIPTION  USABLE ON CODE	(4) UNIT OF MEAS	(5) QTY INC IN UNIT	(6) 30 DAY DS MAINT ALLOWANCE			(7) 30 DAY GS MAINT ALLOWANCE			(8) 1-YR ALW PER 100 EQUIP CNTGY	(9) DEPOT MAINT ALW PER 100 EQUIP	(10) ILLUS- TRATION	
					(a)	(b)	(c)	(a)	(b)	(c)			(a)	(b)
					1-20	21-50	51-100	1-20	21-50	51-100			FIG. NO.	ITEM NO.
X2 H 02643		BRACKET ASSEMBLY, SPRING ROD: water motion, rear, electrofilmed finish 870DC154E (93230)	EA	1									70	61
X2 H 02644		BRACKET: water motion, spring rod, electrofilmed finish 90DC241E (93230)	EA	1				SEE	GRP	9901			70	68
X2 H 02645		COLLAR, SHAFT: 5/16 in. id, 3/4 in. od, 3/8 in. wide, electrofilmed finish 415E (93230)	EA	1				SEE	GRP	9901			70	66
X2 H 02646		NUT, PLAIN, HEXAGON: spring rod, 5/6-18 thd size, cadmium plated, electrofilmed finish 1008B (93230)	EA	2				SEE	GRP	9901			70	62
X2 H 02647		ROD, SPRING: water motion, electrofilmed finish 370DC154E (93230)	EA	1									70	67
X2 H 02648		SETSCREW, SOCKET HEAD: spring rod bracket 2362 (93230)	EA	1									70	65
X2 H 02649		SETSCREW, SOCKET HEAD: spring rod mounting 2289 (93230)	EA	1									70	60
P H 02650	3610-246-7592	SPRING, HELICAL, COMPRESSION: rod 28DC45 (93230)	EA	1				SEE	GRP	9901			70	64
X2 H 02651		WASHER, BEVEL: spring rod, 21/64 in. id, 5/8 in. od, 1/4 in. thd, electrofilmed finish 4676Z (93230)	EA	1				SEE	GRP	9901			70	63
X2 H 02652		BRACKET, ROLL: water fountain 90DC238 (93230)	EA	2									70	27
X2 H 02653		COCK, DRAIN: water fountain 450DC69 (93230)	EA	1									70	71
X2 H 02654		COLLAR: pinion shaft, electrofilmed finish 305E (93230)	EA	1				SEE	GRP	9901			70	99
X2 H 02655		COLLAR: spring rod, 3/8 in. id, 7/8 in. od, 1/2 in. wide, electrofilmed finish 301E (93230)	EA	2				SEE	GRP	9901			70	37
X2 H 02656		COLLAR: water motion ductor lever shaft 325E (93230)	EA	1									70	50
X2 H 02657		FLANGE: water vibrator 499DP868 (93230)	EA	1									70	14
X2 H 02658		FOUNTAIN: water motion 499DP761 (93230)	EA	1									70	73
P H 02659	3610-885-8419	GEAR, SPUR: water fountain 181DC95 (93230)	EA	1				*	2	2	19	10	70	2
P F 02660	3610-85-8418	GEAR, SPUR: water vibrator roller 181DP576 (93230)	EA	1	*	2	2	*	2	2	19	10	70	15
X2 H 02661		HOUSING ASSELY: worm and gear water vibrator 724DP76 (93230)	EA	1									70	12
X2 H 02662		BEARING, BALL, ANNULAR: water vibrator worm 72DM226 (93230)	EA	1				SEE	GRP	9901			71	22
X2 H 02663		BEARING, BALL, ANNULAR: worm and worm gear 72DM198 (93230)	EA	1				SEE	GRP	9901			71	24
X2 H 02664		BEDG, BALL, ANNULAR: worm gear shaft 72DM227 (93230)	EA	1				SEE	GRP	9901			71	29

(1) SMR CODE	(2) FEDERAL STOCK NUMBER	(3) DESCRIPTION  USABLE ON CODE  REF. NUMBER & MFR CODE	(4) UNIT OF MEAS	(5) QTY INC IN UNIT	(6) 30 DAY DS MAINT ALLOWANCE			(7) 30 DAY GS MAINT ALLOWANCE			(8) 1-YR ALW PER 100 EQUIP CNTGY	(9) DEPOT MAINT ALW PER 100 EQUIP	(10) ILLUS- TRATION	
					(a)	(b)	(c)	(a)	(b)	(c)			(a)	(b)
					1-20	21-50	51-100	1-20	21-50	51-100			FIG. NO.	ITEM NO.
X2 H 02665		BEARING, BALL, ANNULAR: worm gear shaft 72DM198 (93230)	EA	1				SEE	GRP	9901			71	26
X2 H 02666		CAP: bearing retainer, electrofilmed finish EA 110D1M149E (93230)	EA	1									71	17
X2 H 02667		CAP: bearing retainer, 1h, electro- filmed finish 110DM148E (93230)	EA	1									71	9
X2 H 02668		CAP: bearing retainer, rh, electro- filmed finish 110DM150E (93230)	EA	1									71	13
X2 H 02669		COVER, INSPECTION: vibrator housing, electrofilmed finish 135D0130E (93230)	EA	1				SEE	GRP	9901			71	8
X2 F 02670		GEAR, WORM: vibrator, electrofilmed finish 194DM47E (93230)	EA	1				SEE	GRP	9901			71	27
X2 H 02671		HOUSING SUBASSEMBLY: worm and gear, water vibrator 1724DP76 (93230)	EA	1									71	33
X1 02672		HOUSING: worm and gear 224DP76 (93230)	EA	1										
X1 02673		STUD: vibrator link 404DP1518 (93230)	EA	1										
X2 H 02674		KEY, MACHNIE: worm gear, 0.188 in. sq, 0.885 in. 1g, electrofilmed finish 880E (93230)	EA	1				SEE	GRP	9901			71	28
X2 H 02675		LINK: connecting vibrator 150DP50 (93230)	EA	1									71	4
X2 H 02676		PIN, STRAIGHT, HEADLESS: connecting link eccentric, 0.250 in. dia, 1 3/16 in. 1g, electrofilmed finish 1372E (93230)	EA	1				SEE	GRP	9901			71	5
X2 O 02677		PLATE, INSTRUCTION: lubrication 336DP835 (93230)	EA	1				SEE	GRP	2210				
X2 H 02678		PLUG, PIPE: housing drain, 1/8-27 thd size, electrofilmed finish GB150E (93230)	EA	1				SEE	GRP	9901			71	1
X2 H 02679		RING, RETAINING: bearing 367D1-C09 (93230)	EA	1				SEE	GRP	9901			71	21
X2 H 02680		RING, RETAINING: worm bearing 367DM109 (93230)	EA	1				SEE	CGR	9901			71	23
X2 H 02681		SCREW, CAP, HEXAGON HEAD: connecting link eccentric, 1/4-28 thd size, 1 1/4 in. 1g, electrofilmed finish 19F33E (93230)	EA	1				SEE	GRP	9901			71	2
X2 H 02682		SCREW, CAP, SOCKET HEAD: bearing retainer cap and inspection cover 2069 (93230)	EA	16									71	6
X2 O 02683		SCREW, DRIVE: instruction plate No. 2, 3/16 in. 1g, electrofilmed finish 2372E (93230)	EA	2				SEE	GRP	2210				
X2 H 02684		SHAFT: worm gear, electrofilmed finish 380D141980E (93230)	EA	1				SEE	GRP	9901			71	30
X2 H 02685		SHIM: ball bearing, 0.003 in. thd (as required) 391LD202 (93230)						SEE	GRP	9901			71	20
X2 H 02686		SHIN: ball bearing, 0.005 in. thd (as required) 391DIE03 (93230)						SEE	GRP	9901			71	19

(1) SMR CODE	(2) FEDERAL STOCK NUMBER	(3) DESCRIPTION  USABLE ON CODE  REF. NUMBER & MFR CODE	(4) UNIT OF MEAS	(5) QTY INC IN UNIT	(6) 30 DAY DS MAINT ALLOWANCE			(7) 30 DAY GS MAINT ALLOWANCE			(8) 1-YR ALW PER 100 EQUIP CNTGY	(9) DEPOT MAINT ALW PER 100 EQUIP	(10) ILLUS- TRATION	
					(a)	(b)	(c)	(a)	(b)	(c)			(a)	(b)
					1-20	21-50	51-100	1-20	21-50	51-100			FIG. NO.	ITEM NO.
X2 H 02687		SHIM: ball bearing, 0.007 in. thd (as required) 391DM104 (93230)						SEE	GRP	9901			71	18
X2 H 02688		SHIM: worm gear bearing, 0.03 in. thd (as required) 391DM99 (93230)						SEE	GRP	9901			71	12
X2 H 02689		SHIM: worm gear bearing, 0.03 in. thd (as required) 391DM99 (93230)						SEE	GRP	9901			71	16
X2 H 02690		SHIM: worm gear bearing, 0.005 in. thd (as required) 391DM100 (93230)						SEE	GRP	9901			71	11
X2 H 02691		SHIM: worm gear bearing, 0.005 in. thd (as required) 391DM100 (93230)						SEE	GRP	9901			71	15
X2 H 02692		SHIM: worm gear bearing, 0.007 in. thd (as required) 391dm101 (93230)						SEE	GRP	9901			71	10
X2 H 02693		SHIM: worm gear bearing, 0.007 in. thd (as required) 391DM101 (93230)						SEE	GRP	9901			71	14
X2 H 02694		WASHER, FLAT: connecting link eccentric screw, 9/32 in. id, 5/8 in. od, 1/16 in. thd, electrofilmed finish 4500E (93230)	EA	1				SEE	GRP	9901			71	3
X2 H 02695		WASHER, LOCK: bearing retainer caps, 0.194 in. id, 0.337 in. od, 0.047 in. thd, electrofilmed finish 4532E (93230)	EA	12				SEE	GRP	9901			71	7
X2 H 02696		WORM: water vibrator 193DP39 (93230)	EA	1									71	25
X2 H 02967		KEY, WOODRUFF: lever 3/16 in. wide 3/4 in. 1g, electrofilmed finish 986E (93230)	EA	2				SEE	GRP	9901			70	48
X2 H 02698		KEY, WOODRUFF: roller gear, 3/16 in. wide, 3/4 in. 1g, No. 9, electrofilmed finish 986E (93230)	EA	1				SEE	GRP	9901			70	16
X2 H 02699		KEY, WOODRUFF: roller gear, 3/16 in. wide, 3/4 in. 1g, No. 9, electrofilmed filmed 986E (93230)	EA	1				SEE	GRP	9901			70	3
X2 H 02700		KEY, WOODRUFF: water motion ductor lever assembly, 3/16 in. wide, 3/4 in. 1g, electrofilmed finish 986E (93230)												
X2 H 02701		LEVER ASSEMBLY: ductor, water motion, rear 770DP926 (93230)												
X2 H 02702		CLAMP: water ductor, electrofilmed finish 80AG8E (93230)	EA	1				SEE	GRP	9901			70	45
X2 H 02703		LEVER, ROLLER: ductor 270DP926 (93230)	EA	1									70	47
X2 H 02704		SETSCREW, SOCKET HEAD: 3/8-16 thd size, 1/2 in. 1g, electrofilmed finish 2292E (93230)	EA	1				SEE	GRP	9901			70	42
X2 H 02795		STUD: spring, electrofilmed finish	EA	1				SEE	GRP	9901			70	46

(1) SMR CODE	(2) FEDERAL STOCK NUMBER	(3) DESCRIPTION  USABLE ON CODE	(4) UNIT OF MEAS	(5) QTY INC IN UNIT	(6) 30 DAY DS MAINT ALLOWANCE			(7) 30 DAY GS MAINT ALLOWANCE			(8) 1-YR ALW PER 100 EQUIP CNTGY	(9) DEPOT MAINT ALW PER 100 EQUIP	(10) ILLUS- TRATION		
					(a)	(b)	(c)	(a)	(b)	(c)			(a)	(b)	
					1-20	21-50	51-100	1-20	21-50	51-100			FIG. NO.	ITEM NO.	
X2 H 02706	3610-427-5518	TMUMBSCREW: roller cap, 5/16-18 thd size, 3/4 in. 1g, cadmium plated, electrofilmed finish 2579B (93230)	EA	2				SEE	GRP	9901			70	44	
X2 H 02707		LEVER ASSEMBLY: intermediate gear, water motion, electrofilmed finish 770DC218E (93230)	EA	1										70	19
P H 02708		GEAR, SPUR: water motion 181DC102 (93230)	EA	1				*	2	2	19	10		70	20
X2 H 02709		LEVER SUBASSEMBLY: intermediate gear, water motion, electrofilmed finish 1770DC218E (93230)	EA	1										70	21
X1 02710		LEVER: water motion 270DC218 (93230)	EA	1											
X1 02711		STUD: intermediate gear 408/DC057 (93230)	EA	1											
X2 H 02712		SETScrew, SOCKET HEAD: intermediate gear lever 2239 (93230)	EA	1										70	22
X2 H 02713		LEVETR ASSEMBLY: water notion, front, electrofilmed finish 770DC211E (93230)	EA	1										70	54
X2 H 02714		CLAP: water ductor, electrofilmed finish 80AB8E (93230)	EA	1					SEE	GRP	9901			70	56
X2 H 02715		LEVER, DROP: water motion, electrofilmed finish 270DC211. (93230)	EA	1										70	58
X2 H 02710		SETScrew, SOCKET HEAD: lever, 3/8-16 thd size, 1/2 in. 1o, electrofilmed finish 2292E (93230)	EA	1					SEE	GRP	9901			70	53
X2 H 02717		STUD: spring mounting, electrofilmed finish LA 404DC163E (93230)	EA	1					SEE	GRP	9901			70	57
X2 H 02716		THUMBSCREW: roller, cadmium plated, electrofilmed finish 2579B (93230)	EA	1					SEE	GRP	9901			70	55
X2 H 02719		LEVER ASSEMBLY, THROW-OFF: water motion, electrofilmed finish 770DC210E (93230)	EA	1										70	89
X2 H 02720		KNOB: throw-off lever 210AG5 (93230)	EA	1										70	93
X2 H 02721		LEVER, THROW-OFF: water motion, electrofilmed finish 270D210E (93230)	EA	1										70	95
X2 H 02722		PIN, COTTER: lever stud 1113 (93230)	EA	1										70	90
X2 H 02723		SETScrew, SOCKET HEAD: throw-off lever 2289 (93230)	EA	1										70	88
X2 H 02724		STUD, LEVER: water motion throw-off, electrofilmed finish 404DC155E (93230)	EA	1										70	91
X2 H 02725		WASHER, FLAT: lever stud, 25/64 in. id, 5/8 in. od, 1/32 in. thd, electrofilmed finish 45DC86E (93230)	EA	1										70	94
X2 H 02726	WASHER, FLAT: throw-off lever stud, 3/8 in. id, 3/4 in. od, 1/32 in. thd, electrofilmed finish 4668E (93230)	EA	1					SEE	GRP	9901			70	92	

(1) SMR CODE	(2) FEDERAL STOCK NUMBER	(3) DESCRIPTION  USABLE ON CODE	(4) UNIT OF MEAS	(5) QTY INC IN UNIT	(6) 30 DAY DS MAINT ALLOWANCE			(7) 30 DAY GS MAINT ALLOWANCE			(8) 1-YR ALW PER 100 EQUIP CNTGY	(9) DEPOT MAINT ALW PER 100 EQUIP	(10) ILLUS- TRATION	
					(a)	(b)	(c)	(a)	(b)	(c)			(a)	(b)
					1-20	21-50	51-100	1-20	21-50	51-100			FIG. NO.	ITEM NO.
X2 H 02727		LEVER ASEBLY: water vibrator 770DP983 (93230)	EA	1									70	9
X1 02728		LEVER: water vibrator 270DP983 (93230)	EA	1										
X1 02729		STUD: ink vibrator 404DP1473 (93230)	EA	1										
X1 02730		STUD: vibrator 404IP1517 (93230)	EA	1										
X2 F 02731		LEVER: cam, water ductor 270DP928 (93230)	EA	1									70	23
X2 H 02732		LINK: vibrating eccentric 265DP371 (93230)	EA	1									70	7
X2 H 02733		PIN, COTTER: spring rod bracket, 1/16 in. dia, 1/2 in. 1g 1104 (93230)	EA	1									70	29
X2 H 02734		PIN, COTTER: spring rod bracket 1/16 in. dia, 1/2 in. 1g 1104 (93230)	EA	1									70	75
X2 H 02735		PIN, TAPERED, PLAIN: lever No. 3, 1 1/2 in. g. electrofilmed finish 1531E (93230)	EA	1				SEE	CRP	9901			70	51
X2 H 02736		PIN, TAPERED, PLAIN: pinion shaft, 0.193 in. dia, 1 in. 1g, electrofilmed finish 1516E (93230)	EA	1				SEE	GCP	9901			70	87
X2 H 02737		PIN, TAPERED, PLAIN: spring rod No. 3, 1 1/2 in. 1g, 0.219 in. dia, 1 1/2 in. 1g, electrofilmed finish 1531E (93230)	EA	2				SEE	GRP	9901			70	17
X2 H 02738		PIN, TAPERED, PLAIN: spring rod, 0.219 in. dia, 1 1/2 in. 1g, electrofilmed finish 1531E (93230)	EA	1				SEE	GCP	9901			70	59
X2 H 02739		PIN, TAPERED, PLAIN: water motion ductor lever assembly, 0.219 in. dia, 1 1/2 in. 1g, electrofilmed finish 1531E (93230)	EA	1				SEE	GRP	9901			70	28
X2 H 02740		PIN, TAPERED, PLAIN: water motion ductor 0.219 in. dia, 1 1/2 in. g., electrofilmed finish 1531E (93230)	EA	1				SEE	GRP	9901			70	74
X2 H 02741		PIN, TAPERED, PLAIN: worm drive flange, cadmium plained, No. 4, 1 7/8 in. 1g, electrofilmed finish 1547E (93230)	EA	1									70	13
12 H 02742		RING, RETAINING, EXTERNAL: vibrator (1/2 in. shaft bracket 367AH45 (93230)	EA	1				SEE	GRP	9901			70	5
X2 H 02743		RING, RETAINING: vibrator 367AH45 (93230)	EA	1				SEE	GRP	9901			70	8
X2 H 02744		RING, RETAINING: vibrator (1 3/8 in. shaft) 367DM111 (93230)	EA	1				SEE	GRP	9901			70	6
X2 H 02745		ROD ASSEMBLY: lever spring, drop roller, electrofilmed finish 870DCI12E (93230)	EA	2									70	38
X1 02746		HEAD: spring rod 211DC50 (93230)	EA	2									70	40
X2 H 02747		PIN, TAPERED, PLAIN: spring rod head, No. 00, 0.141 in. dia, 1/2 in. 1g, electrofilmed finish 1500E (93230)	EA	2				SEE	GRP	9901			70	39



(1) SMR CODE	(2) FEDERAL STOCK NUMBER	(3) DESCRIPTION  USABLE ON CODE	(4) UNIT OF MEAS	(5) QTY INC IN UNIT	(6) 30 DAY DS MAINT ALLOWANCE			(7) 30 DAY GS MAINT ALLOWANCE			(8) 1-YR ALW PER 100 EQUIP CNTGY	(9) DEPOT MAINT ALW PER 100 EQUIP	(10) ILLUS- TRATION	
					(a)	(b)	(c)	(a)	(b)	(c)			(a)	(b)
					1-20	21-50	51-100	1-20	21-50	51-100			FIG. NO.	ITEM NO.
X1 02748		ROD, SPRING 370DC112 (93230)	EA	2									70	41
P H 02749	3610-885-8421	ROLLER ASSEMBLY: water vibrator 890ODP135 (93230)	EA	1				*	2	2	12	2	70	32
X1 02750		GUDEON: water vibrator roller, front 206DP130 (93230)	EA	1										
X1 02751		GUDEON: water vibrator, roller, rear 206DP134 (93230)	EA	1										
X1 02752		SHELL: water vibrator roller 390DP124 (93230)	EA	1										
P H 02753	3610-885-8420	ROLLER: water fountain 890DP123 (93230)	EA	1				*	2	2	12	2	70	4
X1 02754		GUDEON: water fountain roller, front 260DP128 (93230)	EA	1										
X1 02755		GUDEON: water fountain roller, rear 260DP129 (93230)	EA	1										
X1 02756		SHELL: water fountain roller 390DP123 (93230)	EA	1										
X2 H 02757		SCREW, CAP, HEXAGON HEAD: roll bracket, 3/8-16 thd size, 1 1/4 in. 1g, electro- filmed finish 1960E (93230)	EA	2				SEE	GRP	9901			70	25
X2 H 02758		SCREW, CAP, HEXAGON HEAD: tray assembly 3/8-16 thd size, 1/2 in. 1g, electrofilmed finish 1956E (93230)	EA	2									70	69
X2 H 02759		SCREW, CAP, WAGON HEAD: vibrator housing, 3/8-16 thd size, 1 1/4 in. 1g, electro- filmed finish 1960E (93230)	EA	2				SEE	GRP	9901			70	11
X2 H 02760		SETSCREW, SOCOKT HEAD: cam lever 2289 (93230)	EA	1									70	18
X2 H 02761		SETSCREW, SOCKET HEAD: pinion shaft collar 2289 (93230)	EA	1									70	98
X2 H 02762		SETSCREW, SOCKET HEAD: roller gear 2289 (93230)	EA	1									70	1
X2 H 02763		SETSCREW, SOCKET HEAD: spring rod collar 22F66 (93230)	EA	2									70	49
X2 H 02764		SETSCREW, SOCKET HEAD: spring rod mounting 2289 (93230)	EA	1									70	77
X2 H 02765		SETSCREW, SOCIET HEAD: water fountain 2269 (93230)	EA	2									70	72
X2 H 02766		SETSCREW, SOCKET HEAD: water motion ductor lever shaft collar 22F66 (93230)	EA	1									70	36
X2 H 02767		SHAFT: drip pan support 380DP910 (93230)	EA	1									70	78
X2 H 02768		SHAFT, LEVER: water motion ductor 380DP912 (93230)	EA	1									70	52
X2 H 02769		SHAFT, PINION: water motion 380DP911 (93230)	EA	1									70	100
X2 H 02770		SPRING, HELICAL, COMPRESSION: spring rod 28DE102 (93230)	EA	2				SEE	GRP	9901			70	35
X2 H 02771		TRAY ASSEMBLY: drip water fountain, electrofilmed finish 999DC337E (93230)	EA	1									70	70

(1) SMR CODE	(2) FEDERAL STOCK NUMBER	(3) DESCRIPTION  USABLE ON CODE		(4) UNIT OF MEAS	(5) QTY INC IN UNIT	(6) 30 DAY DS MAINT ALLOWANCE			(7) 30 DAY GS MAINT ALLOWANCE			(8) 1-YR ALW PER 100 EQUIP CNTGY	(9) DEPOT MAINT ALW PER 100 EQUIP	(10) ILLUS- TRATION		
						(a)	(b)	(c)	(a)	(b)	(c)			(a)	(b)	
						1-20	21-50	51-100	1-20	21-50	51-100			FIG. NO.	ITEM NO.	
X1 02772			BRACKET: drip pan 90DC784 (93230)	EA	2											
X1 02773			PAN: water fountain drip 499D3C44 (93230)	EA	1											
X1 02774			RIVET, SOLD: drip pan brackets, brass, 1/8 in. dia, 3/16 in. 16 3736 (93230)	EA	4											
X2 H 02775			WASHER, FLAT: front spring rod bracket, 5/16 in. id, 5/8 in. od, 1/32 in. thd, electrofilmed finish 4679E (93230)	EA	1										70	76
X2 H 02776			WASHER, FLAT: pinion shaft, 17/32 in. id, 1 1/3 in. od, 1/32 in. thd, electro- filmed finish 46625 (93230)	EA	1				SEE	GRP	9901				70	96
X2 H 02777			WASHER, FLAT: rear spring rod bracket, 5/16 in. id, 5/8 in. od, 1/32 in. thd, electrofilmed finish 4679E (93230)	EA	1										70	30
X2 H 02778			WASHER, FLAT: roll bracket, 25/64 in. id, 7/0 in. od, 1/8 in. thd, electrofilmed finish 4585E (93230)	EA	2				SEE	GRP	9901				70	26
X2 H 02779			WASHER, FLAT: spring rod, 3/4 in. id, 1 1/8 in. od, 1/32 in thd., electrofilmed finish 4637E (93230)	EA	3				SEE	GRP	9901				70	33
X2 H 02780			WASHER, FLAT: spring rod, 25/64 in. id, 5/8 in. od, in. thd, electro- filmed finish 4637E (93230)	EA	2				SEE	GRP	9901				70	34
02781			6506 - PILE DELIVERY													
P F 02732	3610-885-8425		ARM ASSEMBLY: delivery ratchet throw-off cam 550DP153 (93230)	EA	1	*	2	2	*	2	2	19	15	89	86	
X2 F 02783			ARM, CAM: delivery ratchet 50DP153 (93230)	EA	1										78	3
X2 F 02784			CAM: delivery, ratchet 101DP149 (93230)	EA	1										78	2
X2 F 02785			SCREW, MACHINE: cam to cam arm, No. 10-32 thd size, 3/8 in. 1g, electrofilmed finish 1758E (93230)	EA	2				SEE	GRP	9901				78	1
X2 F 02786			ARM ASSEMBLY, IDLER: feed drive chain deliver 550DP50 (93230)	EA	1										89	95
X2 F 02787			ARM IDLER: subassembly, delivery feed 15500D'150 (93230)	EA	1										87	6
X1 02788			ARM: feed chain idler 50DP150 (93230)	EA	1											
X1 02789			STUD: idler arm 4040D1442 (93230)	EA	1											
X2 F 02790			BEARING, SLEEVE: sprocket 71DM438 (93230)	EA	1										87	4
X2 F 02791			PIN, COTTER: idler stud 1120 (93230)	EA	1										87	1
X2 F 02792			SCREW, CAP, HEXAGON HEAD: idler arm, 3/8-16 thd size, 2 in. 1g, electrofilmed finish 1966E (93230)	EA	1										87	5
X2 F 02793			SPROCKET, IDLER: feed chain, electrofilmed finish 396DC58E (93230)	EA	1										37	3

(1) SMR CODE	(2) FEDERAL STOCK NUMBER	(3) DESCRIPTION  USABLE ON CODE	(4) UNIT OF MEAS	(5) QTY INC IN UNIT	(6) 30 DAY DS MAINT ALLOWANCE			(7) 30 DAY GS MAINT ALLOWANCE			(8) 1-YR ALW PER 100 EQUIP CNTGY	(9) DEPOT MAINT ALW PER 100 EQUIP	(10) ILLUS- TRATION	
					(a)	(b)	(c)	(a)	(b)	(c)			(a)	(b)
					1-20	21-50	51-100	1-20	21-50	51-100			FIG. NO.	ITEM NO.
X2 F 02794		WASHER, FLAT: idler stud, 21/32 in. id, 1 in. od, 1/32 in. thd, electrofilmed finish 4643E (93230)	EA	1									87	2
X2 F 02795		BAR ASSEM2BLY: back jogger delivery 563DP514 (93230)	EA	1									89	63
X1 02796		BAR: back Jogger 63DP51.4 (93230)	EA	1										
X1 02797		PLATE: back jogger 336DC117 (93230)	EA	2										
X2 F 02798		BAR: chain guide 63DP515 (93230)	EA	2									89	49
X2 F 02799		BAR, GUIDE: delivery chain, lower 53DP520 (93230)	EA	2									89	37
X2 F 02800		BAR, GUIDE: delivery chain, upper 63DP521 (93230)	EA	2									89	29
P H 02801	3610-991-3033	BEARING: delivery jogger shaft 71DP539 (93230)	EA	2				SEE	GRP	9901			53	65
P H 02802	3610-986-9717	BEARING: delivery sprocket shaft 71DP538 (93230)	EA	2				2	2	4	50	20	89	109
X2 H 02803		BEARING, SLEEVE: delivery worm shaft 71DP540 (93230)	EA	2									89	78
X2 F 02804		BLOCK: delivery back jogger bar, electro- filmed finish 80DC71E (93230)	EA	2									89	56
X2 F 02805		BLOCK: delivery side jogger bar 80DC70 (93230)	EA	2									89	51
X2 H 02806		BLOCK: delivery sheet guide shaft 80DP321 (93230)	EA	1									89	101
X2 H 02807		BLOCK: sheet guide and camshaft 38DP299 (93230)	EA	3									89	103
X2 F 02808		BOLT, MACHINE: delivery sheet stop lever, 5/16-18 thd size, 1 in. 1g 194DE (93230)	EA	2				SEE	GRP	9901			89	18
X2 F 02809		BRACKET ASSEMBLY: delivery chain, front 590DP1252 (93230) (Components same as BRACKET ASMI-BLY, Stock No. (93230) 836DP806)	EA	1									89	88
X2 F 02810		BRACKET ASSEMBLY: delivery chain, front 836DP806 (93230)	EA	1									89	89
X2 F 02811		BRACKET: chain guide 90DP1252 (93230)	EA	2									86	4
X2 F 02812		DOWEL: plate to bracket, 1/4 in. dia, 3/4 in. 1g, electrofilmed finish 535E (93230)	EA	4				SEE	GRP	9901			86	2
P F 02813	3610-805-3351	PLATE: chain guide 336DP806 (93230)	EA	2	2	2	2	2	2	2	24	19	86	3
X2 F 02814		SCREW, CAP, SOCKET HEAD: plate to bracket 2086 (93230)	EA	4									86	1
X2 F 02815		BRACKET ASSEJBL: delivery pile 590DP1244 (93230)	EA	1									89	45
X2 F 02816		BLOCK: delivery pile bracket 80DP297 (93230)	EA	2									81	9
X2 F 02817		BRACKET: delivery pile 90DP1244 (93230)	EA	1									81	14

(1) SMR CODE	(2) FEDERAL STOCK NUMBER	(3) DESCRIPTION  USABLE ON CODE	(4) UNIT OF MEAS	(5) QTY INC IN UNIT	(6) 30 DAY DS MAINT ALLOWANCE			(7) 30 DAY GS MAINT ALLOWANCE			(8) 1-YR ALW PER 100 EQUIP CNTGY	(9) DEPOT MAINT ALW PER 100 EQUIP	(10) ILLUS- TRATION	
					(a)	(b)	(c)	(a)	(b)	(c)			(a)	(b)
					1-20	21-50	51-100	1-20	21-50	51-100			FIG. NO.	ITEM NO.
M F 02818		CHAIN: pile lift 115DP142 (93230) MANUFACTURE FROM:	EA	2									81	3
P F 02819	3020-223-203	CHAIN, ROLLER (85 pitches required for each CHAIN)	FT					SEE	GRP	9501				
X2 F 02820		LINK, CONNECTING, ROLLER CHAIN:5/8 in. pitch	EA	1										
X2 F 02821		LINK, CFFSET, ROLLER CHAIN: 5/8 in. pitch	EA	1										
X2 F 02822		DOWEL: bracket block, electrofilmed finish 549E (93230)	EA	4				SEE	GRP	9901			81	8
X2 F 02823		NUT, PLAIN, HEXAGON: pile bracket setscrew, 1/4-28 thd size, electrofilmed finish 10F04E (93230)	EA	2				SEE	GRP	9901			81	11
X2 F 02824		NUT, PLAIN, HEXAGON: pile bracket setscrew, 5/16-18 thd size, electrofilmed finish 1008E (93230)	EA	2				SEE	GRP	9901			81	13
X2 F 02825		PIN, COTER: cam roll 1113 (93230)	EA	4									81	4
X2 F 02826		PIN, COTTER: pile lift chain, 1/16 in. dia, 2/4 in. 1g 1105 (93230)	EA	2									81	1
X2 F 02827		PIN, STRAIGHT, HEADLESS: bracket stud, 0.188 in. dia, 1 3/4 in. 1g, electro- filmed finish 1350E (93230)	EA	2				SEE	GRP	9901			81	2
X2 F 02828		ROLLER, FEED: cam delivery pile, electro- filmed finish 47AG6E (93230)	EA	4				SEE	GRP	9901			81	5
X2 F 02829		SCREW, CAP, HEXAGON HEAD: bracket to block, 1/2-13 thd size, 1 in. 1g, electro- filmed finish 1989E (93230)	EA	2									81	7
X2 F 02830		SETSCREW, SQUARE HEAD: pile bracket, 1/4-28 thd size, 1 1/2 in. 1g, electro- filmed finish 23AH35E (93230)	EA	2									81	10
X2 F 02831		SETSCREW, SQUARE HEAD: pile bracket, 5/16-18 thd size, 1 3/4 in. 1g, electro- filmed finish 2328E (93230)	EA	2									81	12
X2 F 02832		STUD: delivery pile bracket, electro- filmed finish 404DC221E (93230)	EA	4				SEE	GRP	9901			81	6
X2 F 02833		BRACKET ASSEMBLY: delivery sheet stop shaft 590DP344 (93230)	EA	1									89	39
X2 F 02834		BRACKET SUBASSEMBLY: delivery sheet stop lever 1590DP344 (93230)	EA	1										
X1 02835		BRACKET: delivery sheet stop shaft 90DC310 (93230)	EA	1										
X1 02836		STUD: delivery sheet stop shaft 404DP1459 (93230)	EA	1										
X2 F 02837		PIN, STRAIGHT, HEADLESS: stop, 0.251 in. dia, 1 in. 1g, electrofilmed finish 1371E (93230)	EA	1										

(1) SMR CODE	(2) FEDERAL STOCK NUMBER	(3) DESCRIPTION  USABLE ON CODE	(4) UNIT OF MEAS	(5) QTY INC IN UNIT	(6) 30 DAY DS MAINT ALLOWANCE			(7) 30 DAY GS MAINT ALLOWANCE			(8) 1-YR ALW PER 100 EQUIP CNTGY	(9) DEPOT MAINT ALW PER 100 EQUIP	(10) ILLUS- TRATION	
					(a)	(b)	(c)	(a)	(b)	(c)			(a)	(b)
					1-20	21-50	51-100	1-20	21-50	51-100			FIG. NO.	ITEM NO.
X2 F 02838		SETSCREW, SQUARE FEAD: shaft bracket, 5/16-18 thd size, 3/4 in. 1g, cadmium plated, electrofilmed finish 2323B (93230)	EA	1				SEE	GRP	9901				
X2 F 02839		BRACKET ASSEMBLY: elevator, front 590DP1245 (93230) (Same as BRACKET ASSEMBLY, Stock No. (93230) 590DP1246, except where individual components are annotated)	EA	1									89	58
X2 F 02840		BRACKET ASSEMBLY: elevator, rear 590DP1246 (93230)	EA	1									89	59
X2 F 02841		BEARING: sprocket shaft 71DC173 (93230)	EA	4									82	20
X2 F 02842		BRACKET: elevator, front 900DP245 (93230) (Used with BRACKET ASSEMBLY, Stock No. (93230) 590DP1245, only)	EA	1									82	23
X2 F 02843		BRACKET: elevator, rear 90DP1246 (93230) (Used with BRACKET ASSEMBLY, Stock No. (93230) 590DP12/46, only)	EA	1									82	23
X2 F 02844		CAP: jogger arm, electrofilmed finish 110DC30E (93230)	EA	4									82	22
X2 F 02845		COLLAR: jogger mounting shaft, electrofilmed finish 122DE91E (93230)	EA	4				SEE	GRP	9901			82	10
X2 F 02846		COLLAR: sprocket shaft, electrofilmed finish 307E (93230)	EA	2									82	18
X2 F 02847		KEY, WOODRUFF: jogger lever, 1/4 in. dia, 1 in. 1g, No. 15, electrofilmed finish 992E (93230)	EA	2				SEE	GRP	9901			82	14
X2 F 02848		KEY, WOODRUFF: shaft lever, 1/8 in. wide, 1/2 in. 1g, electrofilmed finish 985E (93230)	EA	2				SEE	GRP	9901			82	8
X2 F 02849		LEVER: jogger, electrofilmed finish 270DC297E (93230)	EA	2									82	2
X2 F 02850		LEVER ASSUBLY: jogger operating, electrofilmed finish 770DC294E (93230)	EA	2									82	4
X2 F 02851		LEVER SUBASSEMBLY: electrofilmed finish 1770DC294E (93230)	EA	2									82	7
X1 02852		LEVER: side jogger 270DC294 (93230)	EA	2										
X1 02853		STUD: side jogger block 404DC222 (93230)	EA	2										
X2 F 02854		NUT, JAM, HEXAGON: shaft lever screw, 1/4-26 thd size, electrofilmed finish 10F04E (93230)	EA	2				SEE	GRP	9901			82	6
X2 F 02855		SCREW, MACHINE: shaft lever, 1/4-28 thd size, 3/4 in. 1g, electrofilmed finish 17F77E (93230)	EA	2									82	5
X2 F 02856		PIN, TAPFRED, PLAIN: sprocket, 0.219 in. dia, 1 3/4 in. 1g, electrofilmed finish 1533E (93230)	EA	2				SEE	GRP	9901			82	16
X2 F 02857		SCREW, CAP, HEXAGON HEAD: jogger arm cap, 1/4-20 thd size, 1/2 in. 1g, electrofilmed finish 1945E (93230)	EA	4									82	21

(1) SMR CODE	(2) FEDERAL STOCK NUMBER	(3) DESCRIPTION  USABLE ON CODE  REF. NUMBER & MFR CODE	(4) UNIT OF MEAS	(5) QTY INC IN UNIT	(6) 30 DAY DS MAINT ALLOWANCE			(7) 30 DAY GS MAINT ALLOWANCE			(8) 1-YR ALW PER 100 EQUIP CNTGY	(9) DEPOT MAINT ALW PER 100 EQUIP	(10) ILLUS- TRATION	
					(a)	(b)	(c)	(a)	(b)	(c)			(a)	(b)
					1-20	21-50	51-100	1-20	21-50	51-100			FIG.	ITEM
X2 F 02858		SETSCREW, SOCKET HEAD: shaft collar 2239 (93230)	EA	2								82	15	
X2 F 02859		SETSCREW, SOCKET HEAD: shaft collar 2239 (93230)	EA	2								82	9	
X2 F 02860		SETSCREW, SOCKET HEAD: shaft collar 2287 (93230)	EA	8								82	3	
X2 F 02861		SETSCREW, SOCKET HEAD: worm wheel 2289 (93230)	EA	2								82	12	
X2 F 02862		SETSCREW, SQUARE HEAD: jogger lever, 3/8-16 thd size, 3/4 in. 1g, electrofilmed finish 2336E (93230)	EA	2								82	1	
X2 F 02863		SHAFT: elevator sprocket, electrofilmed finish 380DC298E (93230)	EA	2								82	19	
X2 F 02864		SHAFT: jogger mounting 380DP941 (93230)	EA	2								82	11	
X2 F 02865		SPROCKET: elevator, electrofilmed finish 396DC57E (93230)	EA	2								82	17	
X2 F 02866		WHEEL WORM: elevator, 1h 194DC11 (93230) (Used with BRACKET ASSEMBLY, Stock No. (93230) 590DP1245, only)	EA	1				SEE	GRP	9901		82	13	
X2 F 02867		WHEEL, WORM: elevator, rh 194DC10 (93230) (Used with BRACKET ASSEMBLY, Stock No. (93230) 590D81246, only).	EA	1				SEE	GRP	9901		52	13	
X2 F 02868		BRACKET A3SSF21.LY: sheet stop shaft 590D345 (93230)	EA	1								89	40	
X2 F 02869		BRACKET SUBASSEMBLY: sheet stop shaft 1590DP345 (93230)	EA	1										
X1 02870		BRACKCET: sheet stop shaft, rear 90DC311 (93230)	EA	1										
X1 02871		STUD: sheet stop shaft 404DFI,59 (93230)	EA	1										
X2 F 02872		SETSCREW, SQUARE HEAD: sheet stop shaft bracket, 5/16-18 thd size, 3/4 in. 1g, electrofilmed finish 2323; (93230)	EA	1				SEE	GRP	9901				
X2 F 02873		BRACKET: delivery chain, front 90DP1247 (93230)	EA	1								89	42	
X2 F 02874		BRACKET: delivery chain, rear 908DP1248 (93230)	EA	1								89	43	
X2 F 02875		BRACKET: hinge plate 90DP1291 (93230)	EA	2								39	38	
X2 F 02876		CLAM ASSEMBLY: delivery gripper chain 60LDP248 (93230)	EA	1								89	98	
P F 02877	3610-885-8426	CAM: delivery gripper chain 101DP248 (93230)	EA	1	*	2	2	*	2	2	19	15	78	5
X2 F 02878		DOWEL: cam holder, electrofilmed finish 523E (93230)	EA	2								78	7	
X2 F 02879		HOLDER CAM: delivery gripper 226DP110 (93230)	EA	1								78	6	
X2 F 02880		SCREW, CAP, H3ACGOB FAD : cam holder, 1/2-13 thd size, 1 3/4 in. 1g, cadmium plated, electrofilmed finish 19970 (93230)	EA	1				SEE	GRP	9901		78	8	

(1) SMR CODE	(2) FEDERAL STOCK NUMBER	(3) DESCRIPTION  USABLE ON CODE	(4) UNIT OF MEAS	(5) QTY INC IN UNIT	(6) 30 DAY DS MAINT ALLOWANCE			(7) 30 DAY GS MAINT ALLOWANCE			(8) 1-YR ALW PER 100 EQUIP CNTGY	(9) DEPOT MAINT ALW PER 100 EQUIP	(10) ILLUS- TRATION		
					(a)	(b)	(c)	(a)	(b)	(c)			(a)	(b)	
					1-20	21-50	51-100	1-20	21-50	51-100			FIG. NO.	ITEM NO.	
X2 F 02881		SCREW, CAP, SOCKET HEAD: can holder, 5/16-18 thd size, 1 in. 1g, electrofilmed finish 2082E (93230)	EA	2				SEE	GRP	9901			78	4	
M F 02882		CHAIN: delivery gripper 1155DP143 (93230) MANUFACTURE FROM:	EA	2										89	9
P F 02883	3020-252-7354	CHAIN, ROLLER (60 pitches required)	FT					SEE	GRP	9501					
X2 F 02384	3020-267-1877	LINK, OFFSE, ROLLER CHAIN: 1 in. pitch	EA	1											
X2 F 02885		CLIP: delivery guard 119DP54 (93230)	EA	2										41	17
X2 H 02886		COLLAR: sheet stop shaft, electrofilmed finish 1223DC55E (93230)	EA	1										89	14
X2 F 02887		COLLAR: sheet stop shaft spring, electro- filmed finish 3DE23E (93230)	EA	1										89	17
X2 F 02888		DOWEL: chain guard aligning, 1/4 in. dia, 3/4 in. 1g, electrofilmed finish 535e (93230)	EA	5				SEE	GRP	9901				89	30
X2 F 02889		DOWEL: chain guide bracket, electrofilmed finish 549E (93230)	EA	4				SEE	GRP	9901				39	90
X2 F 02890		DOWEL: delivery chain guide plate bracket assembly, delivery chain bracket, electrofilmed finish 549E (93230)	EA					SEE	GRP	9901				89	44
X2 F 02891		DOWEL: elevator bracket, electrofilmed finish 549E (93230)	EA	4				SEE	GRP	9901				89	60
X2 F 02892		DOWEL: guide bar, 1/4 in. dia, 3/4 in. 1g, electrofilmed finish 535E (93230)	EA	2				SEE	GRP	9901				89	27
X2 0 02893		FITTING, LUBRICATION: delivery sprocket shaft bearing 43951 (93230)	EA	2										89	104
X2 F 02894		GUARD DELIVERY 201DP187 (93230)	EA	1										54	21
X2 F 02895		GUIDE: delivery chain, front, electro- filmed finish 280DC60E (93230)	EA	1										89	34
X2 F 02896		GUIDE: delivery chain, rear, electrofilmed finish 208DC61 (93230)	EA	1										89	35
X2 F 02897		GUIDE: delivery sheet 208DP254 (93230)	EA	4										89	94
X2 F 02898		HOLDER: bar, delivery chain, rear 220DP104 (93230)	EA	1										89	97
X2 F 02899		HOLDER: bar, delivery chain, rear 220DP105 (93230)	EA	1										89	99
X2 F 02900		HOLDER: chain bar, electrofilmed finish 220DC23E (93230)	EA	2								89		26	
P F 02901	3610-885-8428	LEVER ASSEMBLY: delivery elevating ratchet 710DP242 (93230)	EA	1	*	2	2	*	2	2	19	15	89	70	
X2 F 02902		HANDLE: ratchet 210DP242 (93230)	EA	1										83	6
X2 F 02903		LEVER, RATCHET: delivery elevating, electrofilmed finish 270DC315E (93230)	EA	1										83	7

(1) SMR CODE	(2) FEDERAL STOCK NUMBER	(3) DESCRIPTION  USABLE ON CODE	(4) UNIT OF MEAS	(5) QTY INC IN UNIT	(6) 30 DAY DS MAINT ALLOWANCE			(7) 30 DAY GS MAINT ALLOWANCE			(8) 1-YR ALW PER 100 EQUIP CNTGY	(9) DEPOT MAINT ALW PER 100 EQUIP	(10) ILLUS- TRATION	
					(a)	(b)	(c)	(a)	(b)	(c)			(a)	(b)
					1-20	21-50	51-100	1-20	21-50	51-100			FIG. NO.	ITEM NO.
X2 F 02904		SCREW, MACHINE: handle to ratchet, No. 8-32 thd size, 1/2 in. 1g, electro- filmed finish 1825E (93230)	EA	2									83	8
P F 02905	3610-353-4527	LEVER ASSEMBLY: delivery ratchet pawl 770DP947 (93230)	EA	1	*	2	2	*	2	2	19	3	89	75
X2 F 02906		LEVER SUBASSEMBLY: delivery ratchet pawl 1770DP947 (93230)	EA	1									83	11
X1 02907		LEVER: delivery ratchet pawl 270DP947 (93230)	EA	1										
X1 02908		PLUNGER: delivery ratchet pawl spring, electrofilmed finish 340DC9E (93230)	EA	1										
X2 F 02909		SPRING, HELICAL, COMPRESSION: delivery pawl stop pin 28DC59 (93230)	EA	1										
X1 02910		STUD: delivery ratchet link 404DP1439 (93230)	EA	1										
X1 02911		STUD: support delivery ratchet 404DE1432 (93230)	EA	1										
P F 02912	3040-885-8427	PAWL: ratchet, electrofilmed finish 330DE88E (93230)	EA	1	*	2	2	"	2	2	19	15	83	10
X2 F 02913	5315-011-9117	PIN, COTTER: ratchet cam, 3/32 in. dia, 1/2 in. 1g 1112 (93230)	EA	1									83	12
X2 F 02914		STUD: delivery ratchet pawl 404DC1539E (93230)	EA	1									83	13
X2 F 02915		WASHER, FLAT: ratchet cam, 21/64 in. id, 9/16 in. od, 1/32 in. thd, electro- filmed finish 4679E (93230)	EA	1									83	9
X2 F 02916		LEVER, CONTROL: pawl throw-off, electro- filmed finish 270DC316E (93230)	EA	1									89	83
X2 F 02917		LEVER: delivery sheet stop, electrofilmed finish 270DE252E (93230)	EA	2									89	20
X2 H 02918		LEVER: delivery stripper, electrofilmed finish 270DE364E (93230)	EA	3									89	23
X2 F 02919		LINK, CALL: delivery ratchet throw-off 265DP357 (93230)	EA	1									89	85
X2 F 02920		NUT, PLAIN, HEXAGON: elevator chain guide stud mounting, 3/8-16 thd size, electrofilmed finish 1012E (93230)	EA	4				SEE	GRP	9901			89	46
X2 F 02921		NUT, SEI-OCICG, HEXAGON: delivery guard 10DP123 (93230)	EA	4									54	19
X2 F 02922		PIN, COTTER: delivery back Jogger bar rod 1113 (93230)	EA	2									89	64
X2 H 02923		PIN, COTTER: delivery Jogger motion shaft assembly connecting 1113 (93230)	EA	2									89	73
X2 F 02924		PIN, DOWEL: hinge plate bracket 5DP7 (93230)	EA	4				SEE	GRP	9901			39	39
X2 H 02925		PIN: spring, jogger motion, electrofilmed finish 11F93E (93230)	EA	2									89	55



(1) SMR CODE	(2) FEDERAL STOCK NUMBER	(3) DESCRIPTION  USABLE ON CODE	(4) UNIT OF MEAS	(5) QTY INC IN UNIT	(6) 30 DAY DS MAINT ALLOWANCE			(7) 30 DAY GS MAINT ALLOWANCE			(8) 1-YR ALW PER 100 EQUIP CNTGY	(9) DEPOT MAINT ALW PER 100 EQUIP	(10) ILLUS- TRATION	
					(a)	(b)	(c)	(a)	(b)	(c)			(a)	(b)
					1-20	21-50	51-100	1-20	21-50	51-100			FIG. NO.	ITEM NO.
X2 H 02926		PIN, STRAIGHT, LEADLESS: sheet stop shaft collar, 0.250 in. dia, 3/4 in. 16, electro-filmed finish 1369E (93230)	EA	1				SEE	GRP	9901			89	13
X2 H 02927		PIN, TAPERED, PLAIN: delivery sprocket shaft, 0.250 in. dia, 2 1/2 in. 1g, electro-filmed finish 1552E (93230)	EA	1									89	107
X2 F 02928		PIN, TAPERED, PLAIN: elevator bracket assembly, 0.129 in. dia, 1 3/4 in. 1g, electrofilmed finish 1533E (93230)	EA	1				SEE	GRP	9901			89	61
X2 F 02929		PLATE ASSEMBLY: deliver, pile 836DP785 (93230)	EA	2									54	32
X2 F 02930		CASTER, RIGID: pile plate 33892 (06000)	EA	2										
X2 F 02931		CASTER, SWIVEL: pile plate 3619-2 (06000)	EA	2										
X2 F 02932		PLATE: delivery pile 336DP785 (93230)	EA	1										
X2 F 02933		PLATE ASSEMBLY: delivery side, jogger 563DP331 (93230) (Components same as PLATE ASSEMBLY, Stock No. (93230) 563DP332)	EA	1									89	52
X2 F 02934		PLATE ASSEMBLY: deliver, side, jogger 563DP332 (93230)	EA	1									89	53
X1 02935		BAR: delivery jogger 63DC131 (93230)	EA	2										
X1 02936		PLATE: delivery jogger 336DP117 (93230)	EA	2										
X2 F 02937		PLATE, HINGE: delivery truck 336DP824, (93230)	EA	2									89	36
X2 F 02938		PLUNGER: delivery pile pawl spring throw-off control, electrofilmed finish 340DC1OE (93230)	EA	1									89	71
X2 F 02939		POST, GUIDE BAR: delivery 35DP,47 (93230)	EA	4									53	71
X2 H 02940		RATCHET ASSEMBLY: worm shaft handle 726DP109 (93230)	EA	1									89	66
X2 H 02941		DOWELL: handle holder to ratchet, electrofilmed finish 532E (93230)	EA	1									83	4
X2 11 02942		HANDLE ASSEMBLY: delivery ratchet 1726D0109 (93230)	EA	1									83	5
X1 02943		HANDLE: delivery ratchet 210DH187 (93230)	EA	1										
X1 02944		HOLDER: delivery ratchet, 226DF109 (93230)	EA	1										
X2 H 02945		RATCHET, DELIVERY: electrofilmed finish 336DE74E (93230)	EA	1									83	3
X2 H 02946		SETSCREW, SOCKET HEAD: handle holder 2284 (93230)	EA	1									83	1
X2 H 02947		SCREW, CAP, SOCKET HEAD: handle holder to ratchet 20F77 (93230)	EA	2									83	2

(1) SMR CODE	(2) FEDERAL STOCK NUMBER	(3) DESCRIPTION  USABLE ON CODE	(4) UNIT OF MEAS	(5) QTY INC IN UNIT	(6) 30 DAY DS MAINT ALLOWANCE			(7) 30 DAY GS MAINT ALLOWANCE			(8) 1-YR ALW PER 100 EQUIP CNTGY	(9) DEPOT MAINT ALW PER 100 EQUIP	(10) ILLUS- TRATION	
					(a)	(b)	(c)	(a)	(b)	(c)			(a)	(b)
					1-20	21-50	51-100	1-20	21-50	51-100			FIG.	ITEM
		REF. NUMBER & MFR CODE										NO.	NO.	
X2 F 02948		ROD: delivery back jogger bar 370DC124 (93230)	EA	2									89	65
X2 F 02949		SCREW, CAP, HEXAGON HEAD: chain bar holder mounting, 3/8-16 thd size, 1 1/2 in. 1g, cadmium plated, electrofilmed finish 1962E (93230)	EA	4				SEE	GRP	9901			89	25
X2 F 02950		SCREW, CAP, HEXAGON HEAD: delivery chain guide bar mounting, lower, 3/8-16 thd size, 1 in. 1g, electrofilmed finish 1960E (93230)	EA	4				SEE	GRP	9901			89	36
X2 F 02951		SCREW, CAP, HEXAGON HEAD: delivery chain guide bar, upper, 3/8-16 thd size, 1 1/4 in. 1g, electrofilmed finish 1960E (93230)	EA	2				SEE	GRP	9901			89	28
X2 F 02952		SCREW, CAP, HEXAGON HEAD: delivery post, 1/2-13 thd size, 1 1/4 in. 1g, electro- filmed finish 1991E (93230)	EA	2				SEE	GRP	9901			53	70
X2 F 02953		SCREW, CAP, HEXAGON HEAD: guide bar, upper, 3/8-16 thd size, 1 1/4 in. 1g, electrofilmed finish 1960E (93230)	EA	2				SEE	GRP	9901			89	31
X2 H 02954		SCREW, CAP, HEXAGON HEAD: sheet guide and camshaft block 2081 (93230)	EA	3									89	102
X2 F 02955		SCREW, CAP, SOCKET HEAD: delivery chain bracket, 1/2-15 thd size, 1 1/4 in. 1g, electrofilmed finish 2092L	EA	4				SEE	GRP	9901			89	41
X2 F 02956		SCREW, CAP, SOCKET HEAD: delivery chain guide plate bracket assembly mounting 2086 (93230)	EA	4									89	87
X2 F 02957		SCREW, CAP, SOCKET HEAD: delivery guard 21DF38 (93230)	EA	4									54	20
X2 H 02958		SCREW, CAP, SOCKET HEAD: delivery jogger shaft bearing 20F57 (932230)	EA	6									53	64
X2 H 02959		SCREW, CAP, SOCKET HEAD: delivery sheet guide shaft block, 5/16-13 thd size, 1 1/4 in. 1g, electrofilmed finish 2083E (93230)	EA	1				SEE	GRP	9901			89	100
X2 H 02960		SCREW, CAP, SOCKET HEAD: delivery sprocket shaft bearing 2081 (93230)	EA	8									89	108
X2 H 02961		SCREW, CAP, SOCKET HEAD: delivery worm shaft bearing 21AL18 (93230)	EA	6									89	77
X2 F 02962		SCREW, CAP, SOCKET HEAD: elevator bracket assembly mounting 2092 (93230)	EA	4									89	57
X2 F 02963		SCREW, CAP, SOCKET HEAD: hinge plate bracket mounting 2081 (93230)	EA	4									39	37
X2 F 02964		SETSCREW, SOCKET HEAD: delivery chain bar holders 2289 (93230)	EA	2									89	91
X2 F 02965		SETSCREW, SOCKET HEAD: delivery chain bracket	EA	2									89	38

(1) SMR CODE	(2) FEDERAL STOCK NUMBER	(3) DESCRIPTION  USABLE ON CODE	(4) UNIT OF MEAS	(5) QTY INC IN UNIT	(6) 30 DAY DS MAINT ALLOWANCE			(7) 30 DAY GS MAINT ALLOWANCE			(8) 1-YR ALW PER 100 EQUIP CNTGY	(9) DEPOT MAINT ALW PER 100 EQUIP	(10) ILLUS- TRATION	
					(a)	(b)	(c)	(a)	(b)	(c)			(a)	(b)
					1-20	21-50	51-100	1-20	21-50	51-100			FIG.	ITEM
		REF. NUMBER & MFR CODE										NO.	NO.	
X2 F 02966		SETSCREW, SOCKET HEAD: delivery pile pawl throw-off control lever 2289 (93230)	EA	1									89	82
X2 H 02967		SETSCREW, SCCKET HEAD: delivery sheet guide shaft block 22F62 (93230)	EA	1									89	92
X2 H 02968		SETSCREW, SOCKT READ: delivery stripper lever 2289 (93230)	EA	3									89	22
X2 F 02969		SETSCREW, SOCKET IHEAD: hinge plate 22F66 (93230)	EA	2									39	34
X2 F 02970		SETSCREW, SOCKET HEAD: sheet stop shaft spring collar 2289 (93230)	EA	1									89	15
X2 F 02971		SETSCREW, SQUJRE HEAD: delivery sheet guide, 5/16-18 thd size, 3/4 in. 1g, electrofilmed finish 2336E (93230)	EA	4									89	93
X2 F 02972		SETSCREW, SQUARE HEAD: guide bar post, 5/16-18 thd size, 3/4 in. 1g, cadmium plated, electrofilmed finish 2323B (93230)	EA	4				SEE	GRP	9901			53	69
X2 H 02973		SETSCREW, SQUARE HEAD: sheet stop shaft collar, 3/8-16 thd size, 3/4 in. 1g, electrofilmed finish 2336 (93230)	EA	1				SEE	GRP	9901			89	12
X2 F 02974		SHAFT ASSEMBLY: chain pulley, delivery 880DP960 (93230)	EA	1									89	11
P F 02975	3110-156-7680	BEARING, ROLLER: delivery chain pulley 72DC43 (93230)	EA	2				SEE	GRP	9901			80	11
X2 F 02976		CAM: delivery gripper, electrofilmed finish 10DC65E (93230)	EA	1									80	13
X2 F 02977		COLLAR: chain tension adjusting screw, electrofilmed finish 122DE45E (93230)	EA	4									80	3
X2 F 02978		COLLAR: delivery chain pulley shaft, electrofilmed finish 308E (93230)	EA	3				SEE	GRP	9901			80	7
X2 F 02979		NUT, JAM, HEXAGON: adjusting screw, 1/2-13 thd size, cadmium plated, electro- filmed finish 1017B (93230)	EA	2				SEE	GRP	9901			80	1
X2 F 02980		NUT, PAIN, HEXAGON: adjusting screw, 1/2-13 thd size, cadmium plated, electro- filmed finish 1006B (93230)	EA	4									80	2
X2 F 02981		OILER, BALL, VALVE: delivery chain pulley 49664 (93230)	EA	2									80	9
X2 F 02982		PULLEY: delivery chain, electrofilmed finish 343DC42E (93230)	EA	2									80	10
X2 F 02983		SETSCREW, SLOTTED: gripper cam 2324 (93230)	EA	1									80	12
X2 F 02984		SETSCREW, SOCKET HEAD: chain pulley shaft collar 2289 (93230)	EA	3									80	6

(1) SMR CODE	(2) FEDERAL STOCK NUMBER	(3) DESCRIPTION  USABLE ON CODE	(4) UNIT OF MEAS	(5) QTY INC IN UNIT	(6) 30 DAY DS MAINT ALLOWANCE			(7) 30 DAY GS MAINT ALLOWANCE			(8) 1-YR ALW PER 100 EQUIP CNTGY	(9) DEPOT MAINT ALW PER 100 EQUIP	(10) ILLUS- TRATION			
					(a)	(b)	(c)	(a)	(b)	(c)			(a)	(b)		
					1-20	21-50	51-100	1-20	21-50	51-100			FIG.	ITEM		
		REF. NUMBER & MFR CODE											NO.	NO.		
X2 F 02985	3610-246-7589	SHAFT: delivery chain pulley 380DP960 (93230)	EA	1									80	14		
P F 02986		SPRING, HELICAL, COMPRESSION: chain tension adjusting screw 380DP960 (93230)	EA	2	2	2	4	2	2	4	50	10	80	4		
X2 F 02987		STUD, PLAIN: delivery chain tension, both ends, 1/2-13 thd size, 1 1/4 in. 1g, electrofilmed finish 240D7E7 19 3230)	EA	2										80	5	
X2 F 02988	3110-156-7724	WASHER, NONMETALLIC: delivery chain pulley spacer, 1 1/16 in. id, 2 1/2 in. od, 1/8 in. thd 45DC6 (93230)	EA					SEE	GRP	9901			80	8		
X2 F 02989		SHAFT ASSEMBLY: delivery 880DP952 (93230)	EA	2										89	10	
X2 F 02990		BEARING, ROLLER NEEDLE: gripper motion shaft bracket MS17131-14, (96906)	EA	6	3	6	12	3	6	12	149	103	79	8		
X2 F 02991		BLOCK: gripper shaft support 80DP304 (93230)	EA	4										79	2	
X2 F 02992		BOLT, MACHINE: gripper motion shaft motion bracket, 5/16-18 thd size, 1 in. 1g, electrofilmed finish 1940E (93230)	EA	6				SEE	GRP	9901				79	3	
X2 F 02993		BRACKET: gripper motion shaft, electro- filmed finish 90DE282E (93230)	EA	6										79	7	
X2 F 02994		COLLAR: gripper motion shaft bracket, electrofilmed finish 3DP184E (93230)	EA	2										79	10	
X2 F 02995		COLLAR: gripper shaft motion bracket, electrofilmed finish 3DC32E (93230)	EA	2										79	6	
X2 F 02996		KEY, WOODRUFF: gripper motion shaft bracket, 3/16 in. dia, 3/4 in. 1g, electrofilmed finish 9865 (93230)	EA	6				SEE	GRP	9901				79	11	
X2 F 02997		KEY, WOODRUFF: gripper motion shaft block, 1/8 in. wide, 1/2 in. 1g, electro- filmed finish 985E (93230)	EA	2				SEE	GRP	9901				79	21	
P F 02998		3610-427-5643	LEVER: delivery gripper motion, electro- filmed finish 270DE249E (93230)	EA	18	9	18	35	9	18	35	423	270	79	14	
X2 F 02999			PIN, COTTER: cam roll 1112 (93230)	EA	2										79	15
X2 F 03000			PIN, TAPERED, PLAIN: support block, 0.193 in. dia, 1 1/4 in. 1g, electrofilmed finish 1518E (93230)	EA	4				SEE	GRP	9901				79	1
X2 F 03001			ROLLER, FEED: cam lever, electrofilmed finish 47AC6E (93230)	EA	2				SEE	GRP	9901				79	17
X2 F 03002	SCREW, CAP, HEXACON HEAD: gripper motion lever, 5/16-18 thd size, 7/8 in. 1g 1939E (93230)		EA	18										79	12	
X2 F 03003	SETSCREW, SOCKET HEAD: gripper shaft 2289 (93230)		EA	1										79	9	
X2 F 03004	SETSCREW, SOCKET HEAD: gripper shaft motion bracket collar 2289 (93230)		EA	3										79	5	

(1) SMR CODE	(2) FEDERAL STOCK NUMBER	(3) DESCRIPTION  USABLE ON CODE	(4) UNIT OF MEAS	(5) QTY INC IN UNIT	(6) 30 DAY DS MAINT ALLOWANCE			(7) 30 DAY GS MAINT ALLOWANCE			(8) 1-YR ALW PER 100 EQUIP CNTGY	(9) DEPOT MAINT ALW PER 100 EQUIP	(10) ILLUS- TRATION	
					(a)	(b)	(c)	(a)	(b)	(c)			(a)	(b)
					1-20	21-50	51-100	1-20	21-50	51-100			FIG. NO.	ITEM NO.
X2 F 03005		SHAFT ASSEMBLY: gripper motion 880DP961 (93230)	EA	2									79	18
X2 F 03006		BLOCK: delivery gripper motion shaft 80DE54 (93230)	EA	2									79	20
X2 F 03007		KEY, WOODRUFF: gripper motion shaft block, 1/8 in. wide, 1/2 in. lg, electro- filmed finish 985E (93230)	EA	2				SEE	GRP	9901			79	21
X2 F 03008		SETSCREW, SOCKET HEAD: gripper motion shaft block 2289 (93230)	EA	2									79	19
X2 F 03009		SHAFT SUBASSEMBLY: gripper motion 1880DP961 (93230)	EA	2									79	22
X1 03010		LEVER: can roller, delivery gripper 270DE248 (93230)	EA	2										
X1 03011		PIN, STRAIGHT, HEADLESS: cam roller lever, electrofilmed plating 1381E (93230)	EA	2										
X1 03012		SHAFT: delivery gripper motion 380DP961 (93230)	EA	2										
X1 03013		STUD: delivery gripper cam roll lever 404DC257 (93230)	EA	2										
X2 F 03014		SHAFT: delivery gripper 380DP952 (93230)	EA	2									79	35
X2 F 03015		SUPPORT Assembly: delivery gripper, electrofilmed finish 590DE280E (93230)	EA	18									79	23
X2 F 03016		BRACKET: delivery gripper, electrofilmed finish 90DE280E (93230)	EA	18									79	30
P F 03017	3610-822-1488	GRIPPER: delivery, electrofilmed finish 200DC40E (93230)	EA	18	9	18	35	9	18	35	423	270	79	34
X2 F 03018		PIN: cam roller, gripper motion, electrofilmed finish 331DC372E (93230)	EA	18									79	32
X2 F 03019		PIN, COTTER: gripper pan 1104 (93230)	EA	35									79	31
X2 F 03020		PIN, COTTER: roller 1104 (93230)	EA	1									79	26
X2 F 03021		PIN, STRAIGHT, HEADLED: delivery gripper 3808 (93230)	EA	18									79	28
P F 03022	3610-427-5850	ROLLER: gripper motion, electrofilmed finish 48DEIIE (93230)	EA	18	9	18	35	9	18	35	4,23	270	79	33
X2 F 03023		SCREW, CAP, HEXAGON HEAD: delivery gripper support, 5/1-24 thd size, 7/8 in. lg, cadmium plated, electro- filmed finish 24DC57B (93230)	EA	18									79	24
X2 F 03024		SPRING: delivery gripper, electrofilmed finish 29DE48E (93230)	EA	18									79	29
X2 F 03025		WASHER, FLAT: cam roll, 25/64 in. id, 5/8 in. od, 1/32 in. thk, electrofilmed finish 4638E (93230)	EA	4				SEE	GRP	9901			79	16

(1) SMR CODE	(2) FEDERAL STOCK NUMBER	(3) DESCRIPTION  USABLE ON CODE	(4) UNIT OF MEAS	(5) QTY INC IN UNIT	(6) 30 DAY DS MAINT ALLOWANCE			(7) 30 DAY GS MAINT ALLOWANCE			(8) 1-YR ALW PER 100 EQUIP CNTGY	(9) DEPOT MAINT ALW PER 100 EQUIP	(10) ILLUS- TRATION	
					(a)	(b)	(c)	(a)	(b)	(c)			(a)	(b)
					1-20	21-50	51-100	1-20	21-50	51-100			FIG. NO.	ITEM NO.
X2 F 03026		WASHER, FLAT: gripper pin, 0.194 in. id, 1/2 in. od, 1/32 in. thk, electrofilmed finish 4504E (93230)	EA	18				SEE	GRP	9901			79	27
X2 F 03027		WASHER, LOCK: delivery gripper support screw, 0.319 in. id, 0.591 in. od, 0.078 in. thk, electrofilmed finish 4565E (93230)	EA	18				SEE	GRP	9901			71	25
X2 F 03028		WASHER, LOCK: gripper motion shaft bracket, 0.391 in. id, 0.591 in. od, 0.078 in. thk electrofilmed finish 4565E (93230)	EA	6				SEE	GRP	9901			70	4
X2 F 03029		WASHER, LOCK: gripper motion lever, 0.391 in. id, 0.591 in. od, 0.078 in. thk electrofilmed finish 4565E (93230)	EA	18				SEE	GRP	9901			79	13
X2 H 03030		SHAFT ASSEMBLY: delivery jogger motion 880DP949 (93230)	EA	1									89	81
X2 H 03031		COLLAR: delivery jogger motion shaft electrofilmed finish 3DP176E (93230)	EA	2									85	9
X2 H 03032		JOGGER ASSEMBLY: delivery side, front, electrofilmed finish 770DC310E (93230)	EA	1									85	15
X2 H 03033		LEVER SUBASSEMBLY: delivery side jogger, electrofilmed finish 1770DC31DE (93230)	EA	1									85	17
X2 H 0303	4	LEVER ASSEMBLY: delivery side jogger 270DC293E (93230)	EA	1				SEE	GRP	9901				
X1 03035		STUD: delivery side jogger lever 404DC223 (93230)	EA	1										
X2 H 03036		SETSCREW, SPROCKET HEAD: jogger, 3/8-16 thd size, 3/8 in. lg 2289 (93230)	EA	1									85	16
X2 H 03037		JOGGER ASSEMBLY: delivery side, rear, electrofilmed finish 770DC293E (93230)	EA	1									35	12
X2 H 03038		LEVER SUBASSEMBLY: delivery side jogger, electrofilmed finish 1770DC293E (93230)	EA	1									85	14
X2 H 03039		LEVER ASSEMBLY: delivery side jogger, electrofilmed finish 270DC293E (93230)	EA	1				SEE	GRP	9901				
X1 03040		STUD: delivery side jogger lever 404DC223 (93230)	EA	1										
X2 H 03041		SETSCREW, SOCKET HEAD: side jogger 2289 (93230)	EA	1									85	13
X2 H 03042		KEY, WOODRUFF: Jogger lever, 1/8 in. wide, 1/2 in. lg, electrofilmed finish 985E (93230)	EA	2				SEE	GRP	9901			85	18
X2 H 03043		LEVER: delivery back jogger 270DC269 (93230)	EA	2									85	11
X2 H 03044		LEVER: delivery jogger, electrofilmed finish 270DC285E (93230)	EA	1									85	7
X2 H 03045		LINK ASSEMBLY: jogger motion 765DP349 (93230)	EA	1									85	4
X1 03046		LINK: jogger motion 265DP349 (93230)	EA	1										

(1) SMR CODE	(2) FEDERAL STOCK NUMBER	(3) DESCRIPTION  USABLE ON CODE	(4) UNIT OF MEAS	(5) QTY INC IN UNIT	(6) 30 DAY DS MAINT ALLOWANCE			(7) 30 DAY GS MAINT ALLOWANCE			(8) 1-YR ALW PER 100 EQUIP CNTGY	(9) DEPOT MAINT ALW PER 100 EQUIP	(10) ILLUS- TRATION	
					(a)	(b)	(c)	(a)	(b)	(c)			(a)	(b)
					1-20	21-50	51-100	1-20	21-50	51-100			FIG. NO.	ITEM NO.
X2 H 03047		STUD: link, jogger motion, electro- filmed finish 404LDC226E (93230)	EA	1				SEE	GRP	9901				
X2 H 03048		LINK: ratchet lever pawl 265DP365 (93230)	EA	1								85	3	
X2 H 03049		PIN, COTTER: connecting link lever 1113 (93230)	EA	2								85	1	
X2 H 03050		SETSCREW, SOCKET HEAD: jogger motion shaft collar 22F62 (93230)	EA	2								85	8	
X2 H 03051		SETSCREW, SQUAPLE HEAD: back jogger lever, connecting link lever, 3/8-16 thd size, 3/L in. lg, electrofilmed finish 2336E (93230)	EA	1				SEE	GRP	9901		85	5	
X2 H 03052		SETSCREW, SQUAPTE HEAD: motion lever, 3/8-16 thd size, 3/4 in. 1g, electro- filmed finish 2336E (93230)	EA	2				SEE	GRP	9901		85	10	
X2 H 03053		SHAFT: delivery jogger motion 380DP949 (93230)	EA	1								85	19	
X2 H 03054		STUD: connecting link lever, electro- filmed finish 404DC224E (93230)	EA	1								85	6	
X2 H 03055		WASHER, FLAT: connecting link lever stud, 3/8 in. id, 3/4 in. od, 1./32 in. thk, electrofilmed finish 4668E (93230)	EA	1				SEE	GRP	9901		85	2	
X2 H 03056		SHAFT Assembly: delivery pile worm 830DP955 (93230)	EA	1								89	80	
X2 H 03057		COLLAR: delivery pile worm, shaft, electro- filmed finish 122DC57E (93230)	EA	2								84	5	
X2 H 03058		KEY, WOODRUFF: delivery pile shaft worm, 3/16 in. die, 3/4 in. lg, electro- filmed finish 986E (93230)	EA	2				SEE	GRP	9901		84	3	
X2 H 03059		SETSCREW, SOCKET KEAD: delivery worm shaft collar 2289 (93230)	EA	2								84	4	
X2 H 03060		SHAFT: delivery pile worm 380DP955 (93230)	EA	1								84	6	
X2 H 03061		WORM.: delivery pile, lh, electrofilmed finish 193DC11E (93230)	EA	1				SEE	GRP	9901		84	1	
X2 H 03062		WORM: delivery pile, rh, electrofilmed finish 193DC10E (93230)	EA	1				SEE	GRP	9901		84	2	
X2 F 03063		SHAFT ASSEMBLY: delivery sprocket 880DP950 (93230)	EA	1								89	110	
X2 F 03064		CAM ASSEB3LY: feeder jogger 601DP253 (93230)	EA	1								88	1	
X2 F 03C65		CAM: feeder jogger 101DP253 (93230)	EA	1								88	4	
X2 F 03066		SETSCREW, SOCKET HEAD: feeder jogger cam 22F66 (93230)	EA	1								88	2	
X2 F 03067		STUD: feeder jogger L04DP1440 (93230)	EA	1								88	3	

(1) SMR CODE	(2) FEDERAL STOCK NUMBER	(3) DESCRIPTION  USABLE ON CODE	(4) UNIT OF MEAS	(5) QTY INC IN UNIT	(6) 30 DAY DS MAINT ALLOWANCE			(7) 30 DAY GS MAINT ALLOWANCE			(8) 1-YR ALW PER 100 EQUIP CNTGY	(9) DEPOT MAINT ALW PER 100 EQUIP	(10) ILLUS- TRATION	
					(a)	(b)	(c)	(a)	(b)	(c)			(a)	(b)
					1-20	21-50	51-100	1-20	21-50	51-100			FIG. NO.	ITEM NO.
X2 F 03068		CAM: delivery sprocket shaft 101DC55 (9320)	EA	1									88	6
X2 F 03069		CAM: delivery sprocket shaft, electro- filmed finish 1013D363 (93230)	EA	1									88	28
X2 F 03070		CAM: drop bar, delivery sprocket shaft 181DC556 (93230)	EA	1									88	10
X.2 F 03071		GEAR, DRIVE: delivery 181DP556 (93230)	EA	1									88	23
X2 F 01072		GUIDE: delivery sheet 208DP253 (93230)	EA	3									88	18
X2 F 03073		HUB, SPROCKET: delivery, electrofilmed finish 226DC29E (93230)	EA	1									88	15
X2 F 03074		KEY, WOODRUFF: drive gear, electrofilmed finish 993E (93230)	EA	1				SEE	GRP	9901			88	7
X2 F 03075		KEY, WOODRUFF: sprocket, mounting electrofilmed finish 993E (93230)	EA	1				SEE	GRP	9901			88	25
X2 F 03076		KEY, WOODRUFF: trip cam, delivery drive gear, feed drive sprocket and, delivery sprocket hub, electrofilmed finish 993E (93230)	EA	1				SEE	GRP	9901			88	16
X2 F 03077		SCREW, CAP, HEXAGON HEAD: chain sprocket 1/2-13 thd size, 1 1/4 in. lg. electro- filmed finish 1991E (93230)	EA	4									88	19
X F 03078		SCREW, CAP, HEXAGON HEAD: delivery sprocket. Mounting, 1/2-13 thd . size 1 1/4 in. Lg. electrofilmed finish 1991E (93230)	EA	4				SEE	GRP	9901			88	11
X2 F 03079		SETSCREW, SOCKET HEAD: delivery sprocket cam 2301 (93230)	EA	2									88	8
X2 F 03080		SETSCREW, SOCKET HEAD: drop bar cam, detector cam, 3/8-16 thd size, 3/8 in. g. 2289 (93220)	EA	3				SEE	GRP	9901			88	26
X2 F 03081		SETSCREW, SOCKET HEAD: gear and drive sprocket 2301 (93230)	EA	2									88	22
X2 F 03082		SETSCREW, SOCKET HEAD : trip cam, feed drive sprocket and, delivery sprocket 2301 (93230)	EA	1									88	14
X2 F 03083		SETSCREW, SOCKET HEAD: trip motion cam 2301 (93230)	EA	1									88	5
X2 F 03084		SETSCREW, SQUARE HEAD: delivery sheet guide, 38-16 thd size, 1 1/2 in. lg., electrofilmed finish 2342E (93230)	EA	3									88	17
X2 F		SHAFT: delivery sprocket 380DP950 (93230)	EA	1									88	29
X2 F 03086		SHOE: detector cam drop bar cam, brass, 5/16 in. dia, 3/16 in. thk 2720 (93230)	EA	2				SEE	GRP	9901			88	27
X2 F 03087		SHOE: sprocket cam, brass, dia, 3/16 in. thk 2720 (93230)	EA	1				SEE	GRP	9901			88	9



(1) SMR CODE	(2) FEDERAL STOCK NUMBER	(3) DESCRIPTION  USABLE ON CODE	(4) UNIT OF MEAS	(5) QTY INC IN UNIT	(6) 30 DAY DS MAINT ALLOWANCE			(7) 30 DAY GS MAINT ALLOWANCE			(8) 1-YR ALW PER 100 EQUIP CNTGY	(9) DEPOT MAINT ALW PER 100 EQUIP	(10) ILLUS- TRATION	
					(a)	(b)	(c)	(a)	(b)	(c)			(a)	(b)
					1-20	21-50	51-100	1-20	21-50	51-100			FIG. NO.	ITEM NO.
X2 F 03088		SPROCKET: delivery, electrofilmed finish 396DC137E (93230)	EA	1				SEE	GRP	9901			88	13
X2 F 03089		SPROCKET: delivery, electrofilmed finish 396DC137E (93230)	EA	1				SEE	GRP	9901			88	21
X2 F 03090		SPROCKET: feed drive, electrofilmed finish 396DC54E (93230)	EA	1									88	24
X2 F 03091		WASHER, FLAT: chain sprocket, 9/16 in. id, 1 3/8 in. od, 7/64 in. thk, electro- filmed finish 4592E (93230)	EA	4				SEE	GCRP	9901			88	20
X2 F 03092		WASHER, FLAT: delivery sprocket mounting, 9/16 in, id, 1 3/8 in. od, 7/64 in. thk, electrofilmed finish 4592E (93230)	EA	4				SEE	GRP	9901			88	12
X2 F 03093		SHAFT: delivery sheet 380DP944 (93230)	EA	2									89	96
X2 F 03094		SHAFT: delivery sheet stop 380DP957 (93230)	EA	1									89	21
X2 F 03095		SHAFT, DELIVERY, STRIPPER LEVER 380DP956 (93230)	EA	1									89	24
X2 F 03096		SHAFT: hinge plate 380DP977 (93230)	EA	2									89	35
X2 H 03097		SPACER: delivery pile worm shaft, 3/4 in. pipe, 3/4 in. lg 3DP168 (93230)	EA	2									89	79
X2 F 03098		SPACER: ratchet pawl lever, 3/4 in. pipe 0.812 in. lg 3DP169 (93230)	EA	1									89	76
P F 03099	3610-256-7176	SPRING, HELICAL, COIPRESSION: delivery pile elevating ratchet 28DC58 (93230)	EA	2				SEE	GRP	9901			89	67
P F 03100	3610-246-7590	SPRING, HELICAL, COIPRESSION: delivery pile throw-off control lever 28DC60 (93230)	EA	1				SEE	GRP	9901			89	72
P H 03101	3610-427-5672	SPRING, HELICAL, EXTEIJSION: jogger motion 28DC82 (93230)	EA	2				2	2	4	50	10	89	54
P F 03102	3610-427-5683	SPRING, HELICAL, TORSION: sheet stop shaft 29DC22 (93230)	EA	1	*	2	2	*	2	2	19	5	89	16
X2 F 03103		STUD: chain guide, elevator 404DC173 (93230)	EA	4									89	48
X2 F 03104		STUD, SHOULDERED: delivery ratchet throw-off cam link, electrofilmed finish 2012E (93230)	EA	1				SEE	GRP	9901			89	84
X(2 F 03105		THUMBSCREW: jogger bar block, 5/16-18 thd size, 3/4 in. lg, electrofilmed finish 2508E (93230)	EA	2									89	50
X2 F 03106		THUMBSCREW, KNURLED IHEAD: delivery back Jogger bar adjusting, 1/4-28 thd size, 1 1/8 in. lg 22DP21 (93230)	EA	2									89	62
X2 F 03107		WASHER, FLAT: delivery chain guide mounting, 7/16 in. id, 1 in. od, 1/16 in. thk, electro- filmed finish 4570E (93230)	EA	4				SEE	GRP	9901			89	33
X2 H 03108		WASHER, FLAT: delivery jogger motion shaft assembly connecting, 3/8 in. id, 3/4 in. od, 1/8 in. thk, electrofilmed finish 4668E (93230)	EA	2				SEE	GRP	9901			89	74

(1) SMR CODE	(2) FEDERAL STOCK NUMBER	(3) DESCRIPTION  USABLE ON CODE	(4) UNIT OF MEAS	(5) QTY INC IN UNIT	(6) 30 DAY DS MAINT ALLOWANCE			(7) 30 DAY GS MAINT ALLOWANCE			(8) 1-YR ALW PER 100 EQUIP CNTGY	(9) DEPOT MAINT ALW PER 100 EQUIP	(10) ILLUS- TRATION	
					(a)	(b)	(c)	(a)	(b)	(c)			(a)	(b)
					1-20	21-50	51-100	1-20	21-50	51-100			FIG. NO.	ITEM NO.
X2 H 03109		WASHER, FLAT: delivery table ratchet wheel, 3/4 in. id, 1 1/2 in. od, 1/16 in. thk, electrofilmed finish 4618E (93230)	EA	2				SEE	GRP	9901			89	68
X2 F 03110		WASHER, FLAT: elevator chain guide stud mounting, 3/8 in. id, 3/4 in. od, 1/32 in. thk, electrofilmed finish 4668E (93230)	EA	4				SEE	GRP	9901			89	47
X2 F 03111		WASHER, LOCK: delivery chain guide mounting, 25/64 in. id, 5/8 in. od, 3/32 in. thk, electrofilmed finish 4571E (93230)	EA	4				SEE	GRP	9901			89	32
X2 F 03112		WASHER, LOCK: delivery sheet stop lever, 0.319 in. id, 0.591 in. od, 0.078 in. thk, electrofilmed finish 4565E (93230)	EA	2				SEE	GRP	9901			89	19
X2 F 03113		WASHER, NONMETALLIC: delivery pile worm shaft fiber, 49/64 in. id, 1 3/4 in. od, 1/32 in. thk 45EC9 (93230)	EA	1									89	69
03114		GROUP 76 - FIRE FIGHTING EQUIPMENT COMPONENTS												
03115		7638 - PORTABLE FIRE FIGHTING EQUIPMENT (Includes Fire Extinguishers)												
P O R 03116	4210-555-8837	EXTINGUISHER, FIRE, MONOBROMTRI-FLUOROMETHANEHANE	EA	1	*	*	*	*	*	*	10	10		
P O 03117	4210-708-0031	CYLINDER, CHARGED	EA	1	"	*	*	*	*	*	*	*		
P O 03118	4210-779-3516	SEAL, SELF-LOCKING	EA	1	*	*	*	*	*	*	*	*		
03119		GROUP 95 - GENERAL USE STANDARDIZED PARTS												
03120		9501 - HARDWARE SUPPLIES AND BULK MATERIEL, COMMON												
P F 03121	3020-185-0137	CHAIN, ROLLER: 1/2 in. pitch	FT		*	*	*	*	*	*	10	10		
P F 03122	3020-223-2703	CHAIN, ROLLER: 5/8 in. pitch	FT		*	*	*	*	*	*	30	30		
P O 03123	3020-252-7354	CHAIN, ROLLER: 1 in. pitch	FT		*	*	*	*	*	*	10	10		
P F 03124	5975-178-1205	CONDUIT, METAL, RIGID: 1/2 in. trade size	FT		*	*	*	*	*	*	50	50		
P F 03125	5975-228-6004	CONDUIT, METAL, RIGID: 3/4 in. trade size	FT		*	*	*	*	*	*	10	10		
P F 03126	5975-228-0040	CONDUIT, METAL, RIGID: 1 in. trade size	FT		*	*	*	*	*	*	10	10		
P O 03127	4720-238-8300	HOSE, RUBBER: 3/8 in. id	FT		*	*	*	*	*	*	15	15		
P O 03128	4720-278-4889	HOSE, RUBBER: 1/2 in. id 50 (36593)	FT		*	*	*	*	*	*	30	30		
P O 03129	4720-278-4915	HOSE, RUBBER: 1 in. id	FT		*	*	*	*	*	*	10	10		
P O 03130	9510-596-2015	STEEL, BAR, CARBON, COLD FINISH: 1/8 in. dia	FT	*	*	*	*	*	*	*	10	10		
P O 03131	4710-277-5524	TUBE, COPPER: 3/16 in. od, 21 gage, 0.032 in. wall	FT		*	*	*	*	*	*	10	10		
P F 03132	6145-284-0023	WIRE, ELECTRICAL	FT		*	*	*	*	*	*	30	30		
P F 03133	9505-293-4208	WIRE, STEEL: corrosion resistant, 0.032 in. dia MS20995C32 (96906)	LB		*	*	*	*	*	*	15	15		

(1) SMR CODE	(2) FEDERAL STOCK NUMBER	(3) DESCRIPTION  USABLE ON CODE	(4) UNIT OF MEAS	(5) QTY INC IN UNIT	(6) 30 DAY DS MAINT ALLOWANCE			(7) 30 DAY GS MAINT ALLOWANCE			(8) 1-YR ALW PER 100 EQUIP CNTGY	(9) DEPOT MAINT ALW PER 100 EQUIP	(10) ILLUS- TRATION	
					(a)	(b)	(c)	(a)	(b)	(c)			(a)	(b)
					1-20	21-50	51-100	1-20	21-50	51-100			FIG. NO.	ITEM NO.
03134		GROUP 99 - PARTS PECULIAR												
03135		9901 - MULTI - LISTED PARTS												
X2 H		BAR, CLAMP	EA	2										
03136		118DP142 (93230)												
X2 H		BEARER, CYLINDER: electrofilmed finish	EA	4										
03137		69DC5E (93230)												
P F	3610-885-3401	BEARING	EA	2	2	2	4	2	2	4	50	20		
03138		72AH110 (93230)												
X2 H	3110-155-8445	BEARING, BALL, ANNIULAR	EA	9										
03139		72DM198 (93230)												
X2 H		BEARING, BALL, ANNULAR	EA	2										
03140		72DM1226 (93230)												
X2 H		BEARING, BALL, ANNULAR	EA	3										
03141		72DM227 (93230)												
X2 F		BEARING, BALL, ANNULAR	EA	2										
03142		72PA161 (93230)												
P H	3610-885-5678	BEARING: cylinder end	EA	6				2	4	7	88	60		
03143		72DP224 (93230)												
X2 H		BEARING: jogger shaft and drop bar	EA	4										
03144		71DP539 (93230)												
P F	3110-156-7680	BEARING, ROLLER	EA	4	2	4	8	2	4	8	99	10		
03145		72DC43 (93230)												
X2 H		BEARING, ROLLER	EA	4										
03146		72DP221 (93230)												
X2 H		BEARING, ROLLER, NEEDLE	EA	2										
03147		72AH60 (93230)												
X2 H		BEARING: vibrator and impression cylinder												
03148		shaft	EA	4										
		71DP559 (93230)												
X2 F		BLOCK, GUIDE	EA	8										
03149		80DP801 (93230)												
P H	3610-353-4538	BLOCK, INK ROLLER	EA	12				5	10	19	228	60		
03150		80DP314 (93230)												
X2 H		BLOCK, SUPPORT	EA	5										
03151		90DC259 (93230)												
X2 H		BOLT, MACHINE: 5/16-18 thd size, 1 in. 1g,												
03152		electrofilmed finish	EA	16										
		194DE (93230)												
X2 F		BOLT, MACHINE: 5/16-18 thd size, 3/4 in.												
03153		1g, electrofilmed finish	EA	10										
		1938E (93230)												
X2 F		BOX, OUTLET: electrofilmed finish	EA	2										
03154		499DE143E (93230)												
X2 H		BRACKET ASSEMBLY: form rollers, lh	EA	3										
03155		590DP1262 (93230)												
X2 H		BRACKET ASSEMBLY: form rollers, rh	EA	3										
03156		590DP1261 (93230)												
X2 F		BRACKET: back bar, electrofilmed finish	EA	4										
03157		90DC86/4 (93230)												
X2 H		BRACKET: spring rod, electrofilmed finish	EA	2										
03158		90DC241E (93230)												
X2 H		BRACKET: water motion roller socket	EA	3										
03159		90DC265E (93230)												

(1) SMR CODE	(2) FEDERAL STOCK NUMBER	(3) DESCRIPTION  USABLE ON CODE	(4) UNIT OF MEAS	(5) QTY INC IN UNIT	(6) 30 DAY DS MAINT ALLOWANCE			(7) 30 DAY GS MAINT ALLOWANCE			(8) 1-YR ALW PER 100 EQUIP CNTGY	(9) DEPOT MAINT ALW PER 100 EQUIP	(10) ILLUS- TRATION	
					(a)	(b)	(c)	(a)	(b)	(c)			(a)	(b)
					1-20	21-50	51-100	1-20	21-50	51-100			FIG. NO.	ITEM NO.
X2 O 03160		BUSHING, ELECTRICAL, CONDUIT: 1 in., HR5321 48912 (93230)	EA	6										
X2 H 03161		BUSHING: water motion bracket, electrofilmed finish 71DC150E (93230)	EA	2										
X2 O 03162		BUTTON, STOP, RED, MUSHROOM 492DP84 (93230)	EA	2										
X2 F 03163		CAP: cylinder 11ODP152 (93230)	EA	3										
X2 H 03164		CAP, ROLLER SPRING 11ODC37E (93230)	EA	2										
X2 F 03165		CAP, SHAFT: electrofilmed finish 11ODP143E (93230)	EA	2										
X2 F 03166		CLAMP: electrofilmed finish 49864E (93230)	EA	2										
X2 H 03167		CLAMP: water ductor, electrofilmed finish 80AC8E (93230)	EA	2										
X2 H 03168		CLOSURE: space 122DP266 (93230)	EA	6										
X2 F 03169		COLLAR: electrofilmed finish 122DE91E (93230)	EA	5										
X2 F 03170		COLLAR, SHAFT: electrofilmed finish 308E (93230)	EA	5										
X2 F 03171		COLLAR: 3/8 in. id, 7/8 in. od, 1/2 in. wide, electrofilmed finish 301E (93230)	EA	4										
X2 F 03172		COLLAR: 0.750 in. id, 1 1/4 in. od, 3/4 in. ig, electrofilmed finish 305E (93230)	EA	4										
X2 F 03173		COLLAR: 0.625 in. id, 1 1/4 in. od, 5/8 in. wide, electrofilmed finish 319E (93230)	EA	4										
X2 F 03174		COLLAR: 5/16 in. id, 3/4 in. od, 3/8 in. thk, electrofilmed finish 415E (93230)	EA	8										
X2 F 03175		COLLAR: 0.250 in. id, 5/8 in. od, 3/8 in. thk, electrofilmed finish 3DC88E (93230)	EA	3										
X2 F 03176		COLLAR: 0.875 in. id, 1 1/2 in. od, 1/2 in. thk, electrofilmed finish 3DC28E (93230)	EA	5										
X2 F 03177		CONDULET 90 degree, (3/4 lb, 352) 48956 (93230)	EA	2										
X2 F 03178		CONNECTOR: hexagon head type, 3/4 in. 48995 (93230)	EA	4										
X2 O 03179		CONNECTOR, RECEPTACLE, ELECTRICAL: 1/2 in. 48994 (93230)	EA	4										
X2 F 03180		COVER: condulet 48998 (93230)	EA	4										
X2 H 03181		COVER, INSPECTION: electrofilmed finish 135DM130E (93230)	EA	2										
Y2 F 03182		DOWEL: electrofilmed finish (special) 522E (93230)	EA	10										
X2 F 03183		DOWEL, shank, 0.2503 in. dia, 9/32 in. lg, electrofilmed finish 539E (93230)	EA	8										

(1) SMR CODE	(2) FEDERAL STOCK NUMBER	(3) DESCRIPTION  USABLE ON CODE	(4) UNIT OF MEAS	(5) QTY INC IN UNIT	(6) 30 DAY DS MAINT ALLOWANCE			(7) 30 DAY GS MAINT ALLOWANCE			(8) 1-YR ALW PER 100 EQUIP CNTGY	(9) DEPOT MAINT ALW PER 100 EQUIP	(10) ILLUS- TRATION	
					(a)	(b)	(c)	(a)	(b)	(c)			(a)	(b)
					1-20	21-50	51-100	1-20	21-50	51-100			FIG. NO.	ITEM NO.
X2 H 03184		DOWEL, SHOULDER: 0.3760 in. dia, shank, 0.3753 in. dia, 1 5/8 in. lg, electrofilmed finish 575E (93230)	EA	4										
X2 H 03185		DOWEL: 0.250 in. dia, 3/4 in. lg, electrofilmed finish 5311, (93230)	EA	5										
X2 F 03186		DOWEL: 1/4 in. dia, 7/8 in. lg, electrofilmed finish 537E (93230)	EA	10										
X2 F 03187		DOWEL: 0.313 in. dia, 13/16 in. lg, electrofilmed finish 549E (93230)	EA	16										
X2 F 03188		DOWEL: 1/4 in. dia, 3/4 in. lg, electrofilmed finish 535E (93230)	EA	21										
X2 0 03189		ELBOW, PIPE: one end male, other end female, 3/8-18 thd size, electrofilmed finish 646E (93230)	EA	2										
X2 0 03190		ELBOW, PIPE: 90 degree, both ends female, 3/8-18 thd size, electrofilmed finish 628E (93230)	EA	2										
X2 F 0319	1	ELBOW: short, 1/2 in. 90 degree 499DIM1896 (93230)	EA	3										
X2 H 03192		END, ROD: electrofilmed finish 480DC34E (93230)	EA	2										
X2 0 03193		FITTING, LUBRICATION, 65 degree, 1/8-27 thd size 439DP55 (93230)	EA	4										
X2 F 03194		GEAR, WORM: electrofilmed finish 194L3I447E (93230)	EA	2										
X1 03195		HANDLE, REVOLVING 210DP235 (93230)	EA	2										
X2 H 03196		KEY, MACHINE: 0.188, in. sq, 0.885 in. lg, electrofilmed finish 880E (93230)	EA	2										
X2 F 03197		KEY, WOODRUFF: electrofilmed finish 995E (93-30)	EA	3										
X2 F 03198		KEY, WDCODRUFF: electrofilmed finish 993E (93230)	EA	2										
X2 F 03199		KEY, WOODRUFF: 1/8 in. wide, 1/2 in. lg, electrofilmed finish 995E (93230)	EA	8										
X2 F 03200		KEY, WOODHUFF: 3/16 in. wide, 3/4 in. lg, electrofilmed finish 986E (93230)	EA	30										
X2 F 03201		KEY, WOODRUFF: 1/4 in. dia, 1 in. lf, electrofilmed finish 992E (93230)	EA	12										
X2 0 03202	3610-429-5630	LEVER ASSEMBLY: electrofilmed finish 290DC293E (93230)	EA	2										
P F 03203	3610-885-5680	LEVER ASSEMBLY: electrofilmed finish 770DC299E (932'0)	EA	2	2	2	2	2	2	2	24	20		
X2 H 03204		LEVER: form roller adjustment 270DP96S (93230)	EA	2										
X2 H 03205		LEVER: form roller adjustment 270DP71 (93230)	EA	2										
X2 H 03206		LEVER, SOCKET: electrofilmed finish 270DE232E (93230)	EA	2										

(1) SMR CODE	(2) FEDERAL STOCK NUMBER	(3) DESCRIPTION  USABLE ON CODE	(4) UNIT OF MEAS	(5) QTY INC IN UNIT	(6) 30 DAY DS MAINT ALLOWANCE			(7) 30 DAY GS MAINT ALLOWANCE			(8) 1-YR ALW PER 100 EQUIP CNTGY	(9) DEPOT MAINT ALW PER 100 EQUIP	(10) ILLUS- TRATION	
					(a)	(b)	(c)	(a)	(b)	(c)			(a)	(b)
					1-20	21-50	51-100	1-20	21-50	51-100			FIG. NO.	ITEM NO.
X2 H 03207	0	LEVER: water motion roller socket, electrofilmed finish, 270DE231E (93230)	EA	2										
X2 F 03208		LOCKNUT: 1/4-28 thd size, electrofilmed finish 10DM105E (93230)	EA	4										
X2 O 03209		NIPPLE, CHASE: 3/4 in. 48955 (93230)	EA	2										
X2 O 0321		NIPPLE, HOSE: one end thd male, 3/8-18 thd size, 2 in. lg. electrofilmed finish 719E (93230)	EA	3										
X2 O 03211		NIPPLE, TUBE: 3/4-14 thd size, 2 1/2 in. lg. electrofilmed finish 732E (93230)	EA	4										
X2 H 03212		NUT, JAM, ,EXAGON: 5/16-18l thd size, electrofilmed finish 1009E (93230)	EA	4										
X2 F 03213		NUT, JAM, HEXAGON: 1/2-13 thd size, cadmium plated, electrofilmed finish 10178 (93230)	EA	12										
X2 F 03214		NUT, PLAIN, HEXAGON: 5/16-18 thd size, electrofilmed finish 1008E (93230)	EA	10										
X2 F 03215		NUT, PLAIN, HEXAGON: 3/8-16 thd size, electrofilmed finish 1012E (93230)	EA	13										
X2 F 03216		NUT, PLAIN, HEXAGON: 3/8-13 thd size, electrofilmed finish 1013E (93230)	EA	2										
X2 F 03217		NUT, PLAIN, HIXAGON: 5/8-11 thd size, cadmium plated, electrofilmed finish 1020B (93230)	EA	3										
X2 F 03218		NUT, PLAIN, HEXAGON: 1/4-20 thd size, electrofilmed finish 1032E (93230)	EA	9										
X2 H 03219		NUT, PLAIN, HEXAGON: 1/2-20 thd size, electrofilmed finish 10DC24E (93230)	EA	2										
X2 F 03220		NUT, PLAIN, KNURLED: 1/4-28 thd size, electrofilmed finish 1OFO4E (93230)	EA	10										
X2 F 03221		NUT, ROUND, KNRLLED: 1/4-28 thd size, electrofilmed finish 1ODM104E (93230)	EA	4										
X2 H 03222		NUT, SLOTTED, HEXAGON: 1/4-20 thd size, cadmium plated electrofilmed finish 1ODC238B (93230)	EA	2										
X2 H 03223		PAD, OIL 499DC87 (93230)	EA	8										
X2 H 03224		PIN, BRACKET: electrofilmed finish 404D484.E (93230)	EA	2										
X2 F 03225		PIN, DISK 39DP10 (93230)	EA	50										
X2 F 03226		PIN, DOWEL: electrofilmed finish 54-IE (93230)	EA	6										
X2 F 03227	PIN, DOWEL: 0.376 in. die, 6 7/16 in. lg SDP7 (93230)	EA	10											

(1) SMR CODE	(2) FEDERAL STOCK NUMBER	(3) DESCRIPTION  USABLE ON CODE	(4) UNIT OF MEAS	(5) QTY INC IN UNIT	(6) 30 DAY DS MAINT ALLOWANCE			(7) 30 DAY GS MAINT ALLOWANCE			(8) 1-YR ALW PER 100 EQUIP CNTGY	(9) DEPOT MAINT ALW PER 100 EQUIP	(10) ILLUS- TRATION	
					(a)	(b)	(c)	(a)	(b)	(c)			(a)	(b)
					1-20	21-50	51-100	1-20	21-50	51-100			FIG. NO.	ITEM NO.
X2 F 03228		PIN, SPRING 1182E (93230)	EA	2										
Y2 F 03229		PIN, SPRING: electrofilmed finish 1181E (93230)	EA	2										
X2 0 03230		PIN, STRAIGHT, HEADLESS: 1/16 in. dia, 7/16 in. lg, electrofilmed finish 1276E (93230)	EA	4										
X2 0 03231		PIN, STRAIGHT, HEADLESS: 1/8 in. dia, 5/8 in. lg, electrofilmed finish 1298E (93230)	EA	5										
X2 H 03232		PIN, STRAIGHT, HEADLESS: 0.188 in. dia, 5/8 in. lg, electrofilmed finish 1342E (93230)	EA	10										
X2 F 03233		PIN, STRAIGHT, HEADLESS: 0.188 in. dia, 1 in. lg, electrofilmed finish 1346E (93230)	EA	3										
X2 F 03234		PIN, STRAIGHT, HEADLESS: 0.188 in. dia, 1 3/4 in. lg electrofilmed finish 1350E (93230)	EA	4										
X2 F 03235		PIN, STRAIGHT, HKEADLESS: 0.250 in. dia, 3/4 in. lg, electrofilmed finish 1369E (93230)	EA	2										
X2 H 03236		PIN, STRAIGHT, HEALDESS: 0.250 in. dia, 1 3/16 in. lg, electrofilmed finish 1372E (93230)	EA	3										
X2 H 03237		PIN, STR-AIGHT, THREADED: 1/4-28 thd size, 2 5/8 in. lg, electrofilmed finish 24DC54E (93230 )	EA	2										
X2 F 03238		PIN, TAPERED, PLAIN: 0.156 in. dia, 1 in. lg, electrofilmed finish 1503E (93230)	EA	4										
X2 F 01239		PIN, TAPERED, PLAIN: 0.492 in. dia, 2 in. lg, electrofilmed finish 15835 (93230)	EA	9										
F2 F 03240		PIN, TAPERED, PLAIIN: 0.141 in. dia, 1/2 in. lg, electrofilmed finish 1500E (93230)	EA	3										
X2 H 03241		PIN, TAPERED, PLAIIII: 0.094 in. dia, 3/4 in. lg, electrofilmed finish 1514E (93230)	EA	3										
X2 F 03242		PIN, TAPERED, PLAIN: 0.193 in. dia, 1 in. lg, electrofilmed finish 1516E (93230)	EA	4										
X2 F 03243		PIN, TAPERED, PLAIN: 0.193 in. dia, 1 1/4 in. lg, electrofilmed finish 1518E (93230)	EA	9										
X2 F 03244		PIN, TAPERED, PLAIN: 0.193 in. dia, 1 1/2 in. lg, electrofilmed finish 1520E (93230)	EA	4										
X2 F 03245		PIN, TAPERED, PLAIN: 1.219 in. dia, 1 1/2 in. lg, electrofilmed finish 1531E (93230)	EA	6										
X2 F 03246		PIN, TAPERED, PLAIN: 0.219 in. dia, 1 3/4 in. lg electrofilmed finish 1533E (93230)	EA	8										
X2 F 03247		PIN, TAPERED, PLAIN: 0.0492 in. dia, 1 1/4 in. lg 1582E (93230)	EA	23										

(1) SMR CODE	(2) FEDERAL STOCK NUMBER	(3) DESCRIPTION  USABLE ON CODE	(4) UNIT OF MEAS	(5) QTY INC IN UNIT	(6) 30 DAY DS MAINT ALLOWANCE			(7) 30 DAY GS MAINT ALLOWANCE			(8) 1-YR ALW PER 100 EQUIP CNTGY	(9) DEPOT MAINT ALW PER 100 EQUIP	(10) ILLUS- TRATION	
					(a)	(b)	(c)	(a)	(b)	(c)			(a)	(b)
					1-20	21-50	51-100	1-20	21-50	51-100			FIG. NO.	ITEM NO.
X2 F 03248		PIN, TUMBLER 331DP483 (93230)	EA	2										
X2 H 03249		PLATE, CLAMP: electrofilmed finish 336DC520E (93230)	EA	2										
X2 H 03250		PLUG, EXPANSION: 1 3/8 in. id, 0.083 in. thk, electrofilmed finish 45DC11E (93230)	EA	12										
X2 H 03251		PLUG, PIPE: 1/8-27 thd size, electrofilmed finish B150OE (93230)	EA	2										
X2 H 03252		PLUNGER: spring, jogger bracket, electrofilmed finish 39DC1E (93230)	EA	2										
X2 H 03253		POPPET ASSEMBLY: form roller adjustment 999DP804 (93230)	EA	4										
X2 H 03254		POPPET: form roller adjustment 499DP838 (93230)	EA	2										
X2 F 03255		POPPET, SPRING: electrofilmed finish 331AGC93E (93230)	EA	2										
X2 H 03256		RING, RETAINING 367AH45 (93230)	EA	3										
X2 0 03257		RING, RETAINING 119AC5 (93230)	EA	8										
P F 03258	5340-135-8842	RING, RETAINING 367AH29 (93230)	EA	6	2	4	8	2	4	8	99	60		
X2 F 03259		RING, RETAINING 367PA66 (93230)	EA	3										
X2 H 03260		RING, RETAINING 367DM109 (93230)	EA	2										
X2 F 03261		RING, RETAINING 367DH81 (93230)	EA	6										
X2 H 03262		RING, RETAINING 367D0110 (93230)	EA	2										
X2 H 03263		RING, RETAINING 367DMIII (93230)	EA	2										
P 0 03264	3610-608-1687	ROLLER ASS-BGLY: ink distributor 876DP80 (93230)	EA	8	4	8	15	4	8	15	184	138		
X2 F 03265		ROLLER, FEED: electrofilmed finish 47AG6E (93230)	EA	20										
P 0 03266	3610-628-0531	ROLLER: form inking 876DP87 (93230)	EA	5	3	5	10	3	5	10	120	40		
X2 0 03267		SCREW, BUTTON HEAD: 5/16-18 thd size, 3/4 in. lg 21DP40 (93230)	EA	4										
X2 F 03268		SCREW, CAP, HEXAGON HEAD: 1/4-13 thd size, 1 1/4 in. lg, electrofilmed finish 1991E (93230)	EA	10										
X2 F 03269		SCREW, CAP, HEXAGON HEAD: 3/8-16 thd size, 1 in. lg, electrofilmed finish 1958E (93230)	EA	33										
X2 F 03270		SCREW, CAP, HEXAGON HEAD: 3/8-16 thd size, 1 1/4 in. lg, electrofilmed finish 1960E (93230)	EA	22										
X2 0 03271		SCREW, CAP, HEXAGON HEAD: 3/8-16 thd size, 1 1/2 in. lg, cadmium plated, electrofilmed finish 1962B (93230)	EA	10										



(1) SMR CODE	(2) FEDERAL STOCK NUMBER	(3) DESCRIPTION  USABLE ON CODE  REF. NUMBER & MFR CODE	(4) UNIT OF MEAS	(5) QTY INC IN UNIT	(6) 30 DAY DS MAINT ALLOWANCE			(7) 30 DAY GS MAINT ALLOWANCE			(8) 1-YR ALW PER 100 EQUIP CNTGY	(9) DEPOT MAINT ALW PER 100 EQUIP	(10) ILLUS- TRATION	
					(a)	(b)	(c)	(a)	(b)	(c)			(a)	(b)
					1-20	21-50	51-100	1-20	21-50	51-100			FIG. NO.	ITEM NO.
X2 F 03272		SCREW, CAP, HEXAGON HEAD: 3/8-16 thd size, 1 1/4 in. lg, cadmium plated, electrofilmed finish 1964B (93230)	EA	16										
X2 F 03273		SCREW, CAP, HEXAGON HEAD: 1/2-13 thd size, 1 3/4 in. lg, cadmium plated, electrofilmed finish 1997B (93230)	EA	7										
X2 H 03274		SCREW, CAP, HEXAGON HEAD: 1/2-13 thd size, 1 in. lg, electrofilmed finish 1999E (93230)	EA	8										
X2 F 03275		SCREW, CAP, HEXAGON HEAD: 1/2-13 thd size, 1 1/2 in. lg, cadmium plated, electrofilmed finish 1994B (93230)	EA	4										
X2 O 03276		SCREW, CAP, HEXAGON HEAD: 1/4-28 thd size, cadmium plated, electrofilmed finish 19F308 (93230)	EA	5										
X2 H 03277		SCREW, CAP, HEXAGON, HEAD: 1/4-28 thd size, 1 1/4 in. lg, electrofilmed finish 19F33E (93230)	EA	2										
X2 H 03278		SCREW CAP, HEXACGN HEAD: 3/3-16 thd size, 3/4 in. lg, electrofilmed finish 1957E (93230)	EA	2										
X2 F 03279		SCREW, CAP, SOCKET HEAD: 1/4-28 thd size, 1/2 in. lg, electrofilmed finish 20F76E (93230)	EA	4										
X2 F 03280		SCREW, CAP, SOCKET HEAD: 5/16-18 thd size, 1 in. lg, electrofilmed finish 2082E (93230)	EA	21										
X2 F 03281		SCREW, CAP, SOCKET HEAD: 5/16-19 thd size, 1 1/4 in. lg electrofilmed finish 2083E (93230)	EA	14										
X2 F 03282		SCREW, CAP, SOCKET HEAD: 5/16-18 thd size, 1 1/2 in. lg electrofilmed finish 208LE (932301)	EA	17										
X2 O 03283		SCREW, DRIVE: No. (, 5/16 in. g, electro- filmed finish 2370E (93200)	EA	10										
X2 O 03284		SCREW, DRIVE: No. 2, 3/16 in, lg, electrofilmed finish 2372E (93230)	EA	58										
X2 O 03285		SCREW, KNURLED HEAD: No. 10-32, thd size, 1 3/8 in. lg electrofilmed finish 2143E (932:305)	EA	4										
X2 H 03286		SCREW, MACHINE: 1,4-28 thd size, 1/8 in. lg, electrofilmed finish 1766E (93230)	EA	5										
X2 O 03287		SCREW, MACHINE: 1'4-20 thd size, 1/2 in. lg, electrofilmed finish 1721E (93230)	EA	10										
X2 F 03288		SCREW, MACHINE: No. 10-32 thd size, 5/8 in. lg, electrofilmed finish 1758E (93230)	EA	10										
X2 F 03289		SCREW, MIACHINE: No, 10-32 thd size, 1/2 in. lg, electrofilmed finish 1759E (93230)	EA	6										
X2 H 03290		SCREW, MACHINE: 1/4-20 thd size, 1 1/2 in. lg, cadmium plated, electrofilmed finish 18043 (93230)	EA	4										

(1) SMR CODE	(2) FEDERAL STOCK NUMBER	(3) DESCRIPTION  USABLE ON CODE	(4) UNIT OF MEAS	(5) QTY INC IN UNIT	(6) 30 DAY DS MAINT ALLOWANCE			(7) 30 DAY GS MAINT ALLOWANCE			(8) 1-YR ALW PER 100 EQUIP CNTGY	(9) DEPOT MAINT ALW PER 100 EQUIP	(10) ILLUS- TRATION	
					(a)	(b)	(c)	(a)	(b)	(c)			(a)	(b)
					1-20	21-50	51-100	1-20	21-50	51-100			FIG. NO.	ITEM NO.
X2 F 03291		SCREW, MACHINE: No. 10-32 thd size, 5/8 in. lg, electrofilmed finish	EA	16										
X2 H 03292		SCREW, MACHINE: No. 10-24 thd size, 1/2 24DC51E	EA	8										
X2 O 03293		SCREW, MACHINE: 1/4-28 thd size, 3/8 in. lg. electrofilmed finish (special) 17F74E (93230)	EA	3										
X2 F 03294		SCREW, MACHINE: 1/4-28 thd size 5/8 in. lg, electrofilmed finish 19F13E (93230)	EA	6										
X2 H 03295		SCREW, MACHINE: 1/4-28 thd size, 1 1/4 in. lg, electrofilmed finish 19F18E (93230)	EA	7										
X2 F 03296		SCREW, ROUND HEAD KNURLED: 1/4-28 thd size, 9-16 in. lg, electrofilmed finish 21F59E (93230)	EA	6										
X2 F 03297		SCREW, TAPPING, THREAD FORMING: No. 10-32 thd. Size, 1/2 in. lg, electrofilmed finish 2457E (93230)	EA	2										
X2 F 03298		SETSCREW, SOCKET HEAD: 5/16-18 thd size, 5/16 in. lg, electrofilmed finish 2233E (93230)	EA	2										
X2 F 03299		SETSCREW, SOCKET HEAD: 3/8-16 thd size, 1/2 in. lg, electrofilmed finish 2292E (93230)	EA	8										
X2 F 03300		SETSCREW, SQUARE HEAD: 3/8 thd size, 3/4 in. lg, electrofilmed finish 2336E (93230)	EA	4										
X2 F 03301		SETSCREW, SQUARE HEAD: 1/4-28 thd size, 3/8 in. lg, cadmium plated, electrofilmed finish 23F14B (93230)	EA	13										
X2 H 03302		SETSCREW, SQUARE HEAD: 3/8-16 thd size, 3/4 in. lg, electrofilmed finish 2336E (93230)	EA	3										
X2 F 03303		SETSCREW, SQUARE HEAD: 5-16-18 thd size, 3/4 in. lg, cadmium plated, electrofilmed finish 2323B (93230)	EA	6										
X2 H 03304		SETSCREW, SQUARE HEAD: 5/16-18 thd size, 1 in. lg, electrofilmed finish 2325B (93230)	EA	2										
X2 H 03305		SETSCREW, SQUARE HEAD: 5/16-18 thd size, 2 1/4 in. lg, cadmium plated, electrofilmed finish 2333B (93230)	EA	2										
X2 F 03306		SETSCREW, SQUARE HEAD: 3/8-16 thd size, 1 in. lg, cadmium plated, electrofilmed finish 2338B (93230)	EA	2										
X2 O 03307		SETSCREW, SQUARE HEAD: 1/4-20 thd size, 5/8 in. lg, cadmium plated, electrofilmed finish 2364B (93230)	EA	16										
X2 H 03308		SETSCREW: 5/16-18 thd size, 1/2 in. lg, electrofilmed finish 2321E (93230)	EA	2										
X2 H 03309		SHAFT: plate, blanket and impression cylinder 380DP987 (93230)	EA	3										

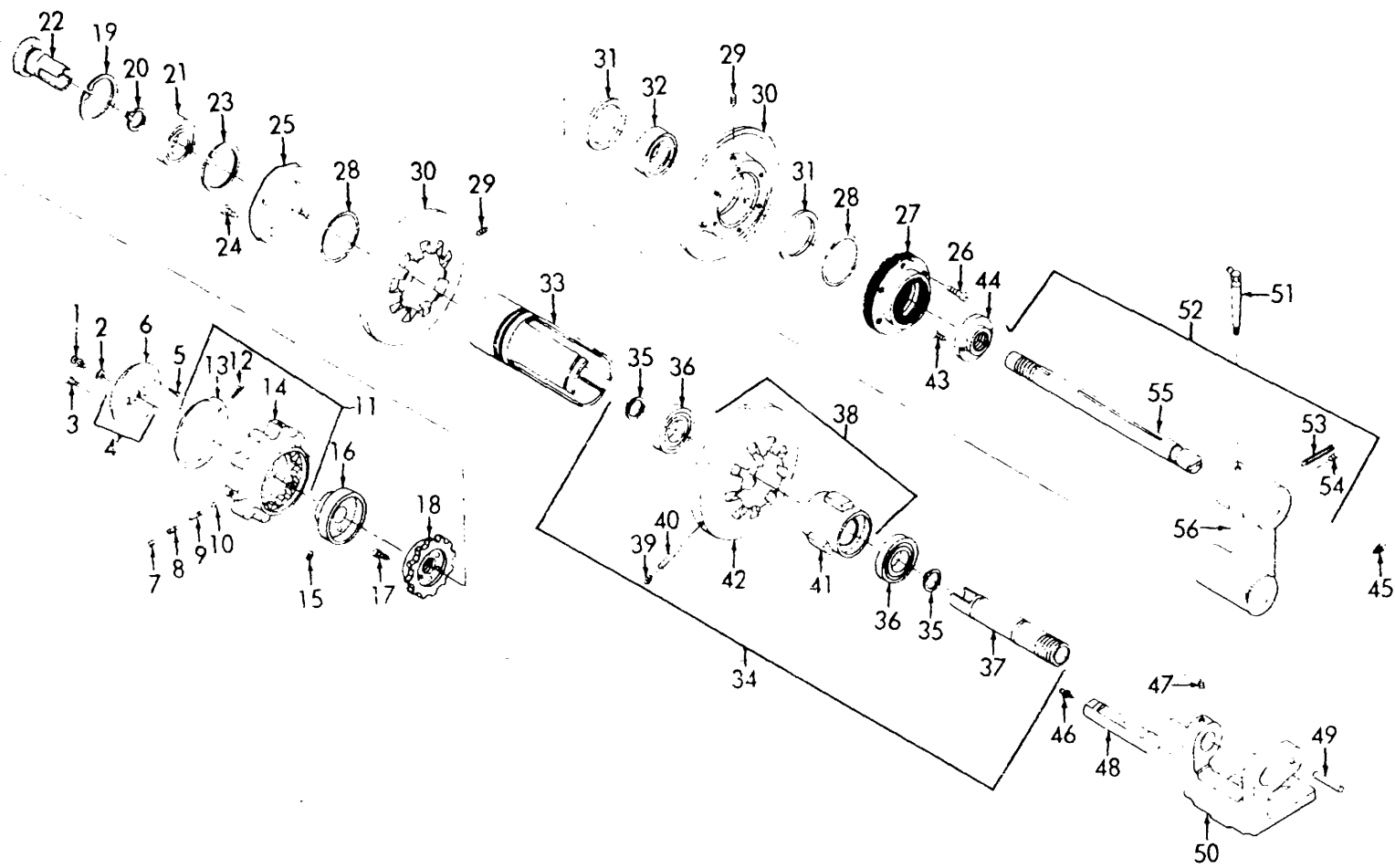
(1) SMR CODE	(2) FEDERAL STOCK NUMBER	(3) DESCRIPTION  USABLE ON CODE	(4) UNIT OF MEAS	(5) QTY INC IN UNIT	(6) 30 DAY DS MAINT ALLOWANCE			(7) 30 DAY GS MAINT ALLOWANCE			(8) 1-YR ALW PER 100 EQUIP CNTGY	(9) DEPOT MAINT ALW PER 100 EQUIP	(10) ILLUS- TRATION	
					(a)	(b)	(c)	(a)	(b)	(c)			(a)	(b)
					1-20	21-50	51-100	1-20	21-50	51-100			FIG. NO.	ITEM NO.
X2 H 03310		SHAFT: worm fear, electrofilmed finish 380D1980E (93230)	EA	2										
X2 F 03311		SHIM: 0.010 in. thk 391DC37 (93230)	EA	3										
X2 F 03312		SHIM: 0.005 in. thk 391DC36 (93230)	EA	3										
X2 F 03313		SHIM: 0.003 in. thk 391D0199 (93230)	EA	3										
X2 F 03314		SHIM: 0.004 in. thk 391DC35 (93230)	EA	3										
X2 H 03316		SHIM: 0.002 in. thk 391DP131 (93230)	EA	3										
X2 H 03315		SHIM: 0.003 in. thk 391DP127 (93230)	EA	3										
X2 H 03317		SHIM: 0.005 in. thk 391DP128 (93230)	EA	3										
X2 H 03318		SHIM: 0.007 in. thk 391DP128 (93230)	EA	3										
X2 H 03319		SHIM: 0.010 in. thk 391DF130 (93230)	EA	3										
X2 H 03320		SHIM: 0.003 in. thk 391DM99 (93230)	EA	3										
X2 H 03321		SHIM: 0.005 in. thk 391DM100 (93230)	EA	3										
X2 H 03322		SHIMI: 0.007 in. thk 391DM101 (93230)	EA	3										
X2 H 03323		SHIM: 0.003 in. thk 391DH102 (93230)	EA	3										
X2 H 33324		SHIM: 0.005 in. thk 391DM103 (93230)	EA	3										
X2 H 03325		SHIM: 0.007 in. thk 91DI004 (93230)	EA	3										
X2 F 03326		SHOE: brass, 5/16 in. dia, 3/16 in. thk 2720 (93230)	EA	5										
X2 F 03937		SHOE: 13/64 in. dia, 5/32 in. thk 2714 (93230)	EA	21										
X2 F 07328		SHOE: 1.,/4 in. dia, 1/8 in. thk, electro- filmed finish 2717E (93230)	EA	6										
X2 E 09329		SPACER: drilled, 3/4 in. dia, 2.740 in. od, 0.110 in. thk 122DP272 (93230)	EA	2										
X2 F 03330		SPACER: 2.991 in. id, 3.240 in. od, 2.937 in. lg 122DP267 (93230)	EA	3										
X2 1H 03331		SPRING, HELICAL, EXTENSION 2955 (93230)	EA	2										
P H 03332	3610-246-7592	SPRING, HELICAL, COCPRESSION 28DC45 (93230)	EA	2				2	2	4	50	40		
X2 H 03333	2877 (93230)	SPRING, HELICAL, COMPRESSION	EA	4										
P F 03334	3610-256-7176	SPRING, HELICAL, COMPRESSION 28DC58 (93230)	EA	6	3	6	13	3	6	13	150	10		

(1) SMR CODE	(2) FEDERAL STOCK NUMBER	(3) DESCRIPTION  USABLE ON CODE	(4) UNIT OF MEAS	(5) QTY INC IN UNIT	(6) 30 DAY DS MAINT ALLOWANCE			(7) 30 DAY GS MAINT ALLOWANCE			(8) 1-YR ALW PER 100 EQUIP CNTGY	(9) DEPOT MAINT ALW PER 100 EQUIP	(10) ILLUS- TRATION	
					(a)	(b)	(c)	(a)	(b)	(c)			(a)	(b)
					1-20	21-50	51-100	1-20	21-50	51-100			FIG. NO.	ITEM NO.
P F 03335	3610-246-7590	SPRING, HELICAL, CCMPRESSION 28DC60 (93230)	EA	2	2	2	4	2	2	4	50	10		
X2 H 03336		SPRING, HELICAL, COMPRESSION 28DC144 (93230)	EA	2										
X2 H 03337		SPRING, HELICAL, CCMPRESSION 28DE102 (93230)	EA	3										
X2 H 03338	3610-246-7593	SPRING, HELICAL, COMPRESSION 28A3130 (93230)	EA	2										
P H 03339		SPRING: plunger 28DC44 (93230)	EA	2				2	2	4	50	20		
X2 F 03340		SPROCKET: delivery, electrofilmed finish 396DC197E (93230)	EA	2										
P O 03341	6110-779-0665	STARTER: press and blower motor 6333VKB41F (89025)	EA	2	2	2	4	2	2	4	44	12		
X2 F 03342		STUD: electrofilmed finish 404DC226E (93230)	EA	2										
X2 F 03343		STUD: electrofilmed finish 404DC241E (93230)	EA	2										
X2 H 03344		STUD: electrofilmed finish 404DC163E (93230)	EA	2										
X2 O 03345		STUD: electrofilmed finish 3124E (93230)	EA	4										
X2 F 03346		STUD: electrofilmed finish 404DC221E (93230)	EA	5										
X2 H 03347		STUD: lever shaft 404DP1519 (93230)	EA	4										
X2 F 03348		STUD, PLAIN 404DP1395 (93230)	EA	2										
X2 F 03349		STUD, SHOULDERED 404DP1399 (93230)	EA	2										
X2 F 03350		STUD, SHOULDERED: No. 10-32 thd size, 17/64 in. thd 1g, electrofilmed finish 3012E (93230)	EA	3										
X2 F 03351		THUMBSCREW: 1/4-28 thd size, 2 in. lg, cadmium plated 25F15B (93230)	EA	2										
X2 H 03352		THUMBSCREW: 1/4-20 thd size, 3/4 in. lg, cadmium plated, electrofilmed finish 2562B (93230)	EA	2										
X2 F 03353		THUMBSCREW: 5/16-18 thd size, 3/4 in. lg, cadmium plated, electrofilmed finish 2579B (93230)	EA	3										
X2 F 03354		THUMBSCREW: 1/4-28 thd size, 1 5/8 in. lg, electrofilmed finish 25DH12E (93230)	EA	6										
X2 H 03355		THUMBSCREW: 1/4-28 thd size, 5/16 in. lg, cadmium plated, electrofilmed finish 25F11B (93230)	EA	10										
22 F 03356		THUMBSCREW: round head knurled, 5/16-18 thd size, 7/8 in. lg, electrofilmed finish 2166E (93230)	EA	5										
X2 H 03357		WASHER, BEVEL: 21/64 in. id, 5/8 in. od, 1/4 in. thk, electrofilmed finish 4176E (93230)	EA	2										

(1) SMR CODE	(2) FEDERAL STOCK NUMBER	(3) DESCRIPTION  USABLE ON CODE	(4) UNIT OF MEAS	(5) QTY INC IN UNIT	(6) 30 DAY DS MAINT ALLOWANCE			(7) 30 DAY GS MAINT ALLOWANCE			(8) 1-YR ALW PER 100 EQUIP CNTGY	(9) DEPOT MAINT ALW PER 100 EQUIP	(10) ILLUS- TRATION	
					(a)	(b)	(c)	(a)	(b)	(c)			(a)	(b)
					1-20	21-50	51-100	1-20	21-50	51-100			FIG. NO.	ITEM NO.
X2 F 03358		WASHER, FLAT: 9/16 in. id, 1 3/8 in. od, 7/64 in. thk, electrofilmed finish 4592E (93230)	EA	8										
X2 F 03359		WASHER, FLAT: 5/16 in. id, 5/8 in. od, 1/32 in. thk, electrofilmed finish 4679E (93230)	EA	3										
X2 H 03360		WASHER, FLAT: 3/4 in. id, 1 1/8 in. od, 1/32 in. thk, electrofilmed finish 4671E (93230)	EA	9										
X2 F 03361		WASHER, FLAT: 9/32 in. id, 5/8 in. od, 1/16 in. thk electrofilmed finish 4500E (93230)	EA	4										
X2 O 03362		WASHER, FLAT: 0.194 in. id, 1/2 in. od, 1/32 in. thk, electrofilmed finish 4504 (93230)	EA	22										
X2 F 03363		WASHER, FLAT: 0.250 in. id, 0.562 in. od, 0.051 in. thk, electrofilmed finish 4536E (93230)	EA	3										
X2 F 03364		WASHER, FLAT: 3.7/64 in. id, 7/16 in. od, 1/16 in. thk electrofilmed finish 45451 (93230)	EA	7										
X2 F 03365		WASHER, FLAT: 17/64 in. id, 1/2 in. od, 0,028 in. thk, electrofilmed finish 1550E (93230)	EA	9										
X2 F 03366		WASHER, FLAT: 21/64 in. id, 9/16 in. od, 1/32 in. thk electrofilmed finish, 4564E (9.2305)	EA	15										
K2 F 03367		WASHER., FLAT: 7/16 in. id, 1 in. od, 1/16 in thk electrofilmed finish 4570E (93230)	EA	16										
X2 F 03368		WASHER, FLAT: 13./32 in. id, 1 in. od, 1/16 in. thk electrofilmed finish 4628E (93230)	EA	5										
X2 O 03369		WASHER, FLAT: 25/64 in-. id, 7/8 in. od, 1/8 in. thk, electrofilmed finish 4585E (93230)	EA	5										
X2 F 03370		WASHER, FLAT: 17/32 in. id, 1 in. od, 3/32 in. thk electrofilmed finish 4604B (93230)	EA	6										
X2 O 03371		WASHER, FLAT: 17/64 in. id, 1 in. od, 1/8 in. thk, electrofilmed finish 4605E (93230)	EA	7										
X2 F 03372		WASHER, FLAT: 41/64 in. id, 1 in. od, 1/32 in. thk electrofilmed finish 4612E (93230)	EA	5										
X2 F 03373		WASHER, FLAT: 25/64 in. id, 5/8 in. od, 1/16 in. thk electrofilmed finish 4637E (93230)	EA	8										
X2 F 03374		WASHER, FLAT: 25/64 in. id, 5/8 in. od, 1/32 in. thk electrofilmed finish 4638E (93230)	EA	6										
X2 F 03375		WASHER, FLAT: 41/64 in. id, 1 in. od, 1/16 in thk electrofilmed finish 4646E (93230)	EA	4										
X2 F 03376		WASHER, FLAT: 17/32 in. id, 1 1/8 in. od, 1/32 in. thk electrofilmed finish 4662E (93230)	EA	4										
X2 F 03377		WASHER, FLAT: 3/8 in. id, 3/4 in. od, 1/32 in. thk electrofilmed finish 4668E (93230)	EA	22										

(1) SMR CODE	(2) FEDERAL STOCK NUMBER	(3) DESCRIPTION  USABLE ON CODE	(4) UNIT OF MEAS	(5) QTY INC IN UNIT	(6) 30 DAY DS MAINT ALLOWANCE			(7) 30 DAY GS MAINT ALLOWANCE			(8) 1-YR ALW PER 100 EQUIP CNTGY	(9) DEPOT MAINT ALW PER 100 EQUIP	(10) ILLUS- TRATION	
					(a)	(b)	(c)	(a)	(b)	(c)			(a)	(b)
					1-20	21-50	51-100	1-20	21-50	51-100			FIG. NO.	ITEM NO.
X2 H 03378		WASHER, FLAT: 1/2 in. id, 7/8 in. od, 1/32 in. thk, electrofilmed finish 4666E (93230)	EA	17										
X2 F 03379		WASHER, FLAT: 5/8 in. id, 1 in. od, 1/32 in. thk, electrofilmed finish 4669E (93230)	EA	12										
X2 H 03380		WASHER, FLAT: 1 3/16 in. id, 1 3/4 in. od, 1/32 in. thk electrofilmed finish 4672E (93230)	EA	2										
X2 F 03381		WASHER, FLAT: 1/2 in. id, 1 in. 1/32 in. thk, electrofilmed finish 4680E (93230)	EA	6										
X2 F 03382		WASHER, FLAT: 25/64 in. id, 7/8 in. od, 1/8 in. thk, electrofilmed finish 45DC20E (93230)	EA	9										
X2 H 03383		WASHER, FLAT: 25/64 in. id, 1 1/16 in. od, 1/16 in. thk, electrofilmed finish 45DE81E (93230)	EA	6										
X2 H 03384		WASHER, FLAT: 3/4 in. id, 1 1/2 in. od, 1/16 in. thk electrofilmed finish 4618E (93230)	EA	4										
X2 H 03385		WASHER, LOCK: 0.194 in. id, 0.337 in. od, 0.047 in. thk, electrofilmed finish 4532E (93230)	EA	40										
X2 F 03386		WASHER, LOCK: 0.319 in. id, 0.591 in. od, 0.078 in. thk, electrofilmed finish 4565E (93230)	EA	45										
X2 F 03387		WASHER, LOCK: 25/64 in. id, 5/8 in. od, 3/32 in. thk electrofilmed finish 4571E (93230)	EA	12										
X2 H 03388		WASHER, NONMETALLIC: 3/4 in. id, 1 9/16 in. od, 1/16 in. thk 45DH103 (93230)	EA	4										
X2 F 03389		WASHER, NONMETALLIC: 1 1/16 in. id, 2 1/2 in. od 1/8 in. thk 45DC6 (93230)	EA	6										
X2 H 03390		WASHER, NONMETALLIC: 49/64 in. id, 1 1/4 in. od, 1/8 in. thk 45DP172 (93230)	EA	3										
X2 H 03391		WASHER, NONMETALLIC 45DC13 (93230)	EA	4										
X2 F 03392		WASHER, REDUCING: 1 in. to 1/2 in. 48907 (93230)	EA	7										
X2 O 03393		WHEEL: adjusting 46140E (93230)	EA	4										
X2 F 03394		WHEEL, WORM: lh 194DC11 (93230)	EA	2										
X2 F 03395		WHEEL, WORM: rh 194DC10 (93230)	EA	2										
X2 H 03396		WORM: lh 193DC1 (93230)	EA	2										
X2 H 03397		WORM: rh 193DC10 (93230)	EA	2										

(1) SMR CODE	(2) FEDERAL STOCK NUMBER	(3) DESCRIPTION  USABLE ON CODE	(4) UNIT OF MEAS	(5) QTY INC IN UNIT	(6) 30 DAY DS MAINT ALLOWANCE			(7) 30 DAY GS MAINT ALLOWANCE			(8) 1-YR ALW PER 100 EQUIP CNTGY	(9) DEPOT MAINT ALW PER 100 EQUIP	(10) ILLUS- TRATION	
					(a)	(b)	(c)	(a)	(b)	(c)			(a)	(b)
					1-20	21-50	51-100	1-20	21-50	51-100			FIG. NO.	ITEM NO.
03398		<b>SECTION III - SPECIAL TOOLS, TEST AND SUPPORT EQUIPMENT FOR DIRECT SUPPORT, GENERAL SUPPORT, AND DEPOT MAINTENANCE</b>												
03399		<b>GROUP 26 - TOOLS AND TEST EQUIPMENT</b>												
		<b>2604 - SPECIAL TOOLS</b>												
		If these tools are not a component of authorized TA or TOE TOOL SETS, a quantity necessary for the performance of assigned maintenance mission is authorized for each field and depot maintenance facility.												
P O R 03400	5120-222-8248	WRENCH: blanket, cadmium plated, electro-filmed finish 42064B (93230)	EA	1	*	*	*	*	*	*	*	*	*	*
P O R 03401	3610-974-9543	WRENCH: pin, cadmium plated, electrofilmed finish 42024B (93230)	EA	1	*	*	*	*	*	*	*	*	*	*
P O R 03402	3610-976-3042	WRENCH, PLATE CYLINDER: plate cylinder adjusting 681DP530 (93230)	EA	1	*	*	*	*	*	*	*	*	*	*
X1 03403		HANDLE: plate cylinder adjusting 210DP233 (93230)	EA	1										
X1 03404		PINION: plate cylinder adjusting 181DP530 (93230)	EA	1										



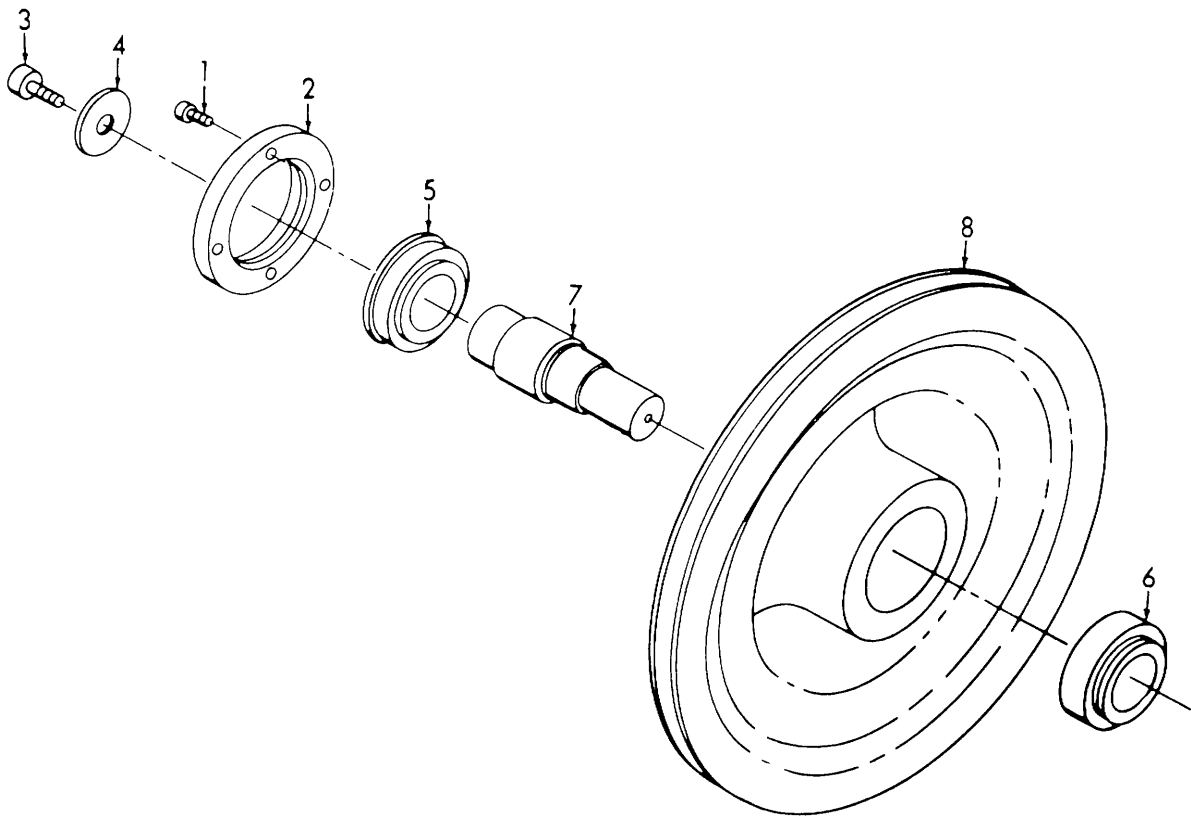
ME 3610-202-35P 1

Figure 1. Adjustomatic Pulley.



**INDEX TO PARTS, FIGURE 1**

<b>Reference Number</b>	<b>Functional Group</b>	<b>Item Name</b>	<b>Reference Number</b>	<b>Functional Group</b>	<b>Item Name</b>
1	4007	FITTING	29	4007	SETSCREW
2	4007	WASHER	30	4007	SHEAVE
3	4007	SCREW	31	4007	SPACER
4	4007	PLATE AY	32	4007	BEARING
5	4007	SCREW	33	4007	SLEEVE
6	4007	PLATE	34	4007	CENTER SHEAVE AY
7	4007	SETSCREW	35	4007	RING
8	4007	SPRING	36	4007	BEARING
9	4007	PLUNGER	37	4007	TUBE
10	4007	WASHER	38	4007	SHEAVE AY
11	4007	CONTROL KNOB AY	39	4007	SETSCREW
12	4007	SCREW	40	4007	PIN
13	4007	DIAL	41	4007	SLEEVE
14	4007	KNOB	42	4007	SHEAVE
15	4007	SETSCREW	43	4007	SCREW
16	4007	COLLAR	44	4007	COLLAR
17	4007	SCREW	45	4007	PLUG
18	4007	DRIVING DISK	46	4007	FITTING
19	4007	RING	47	4007	SETSCREW
20	4007	RING	48	4007	PIN
21	4007	BEARING	49	4007	PIN
22	4007	TUBE	50	4007	BRACKET
23	4007	RING	51	4007	FITTING
24	4007	SCREW	52	4007	SHAFT AY
25	4007	PLATE	53	4007	PIN
26	4007	SCREW	54	4007	SETSCREW
27	4007	PLATE	55	4007	SHAFT
28	4007	WIRE RING	56	4007	LEVER

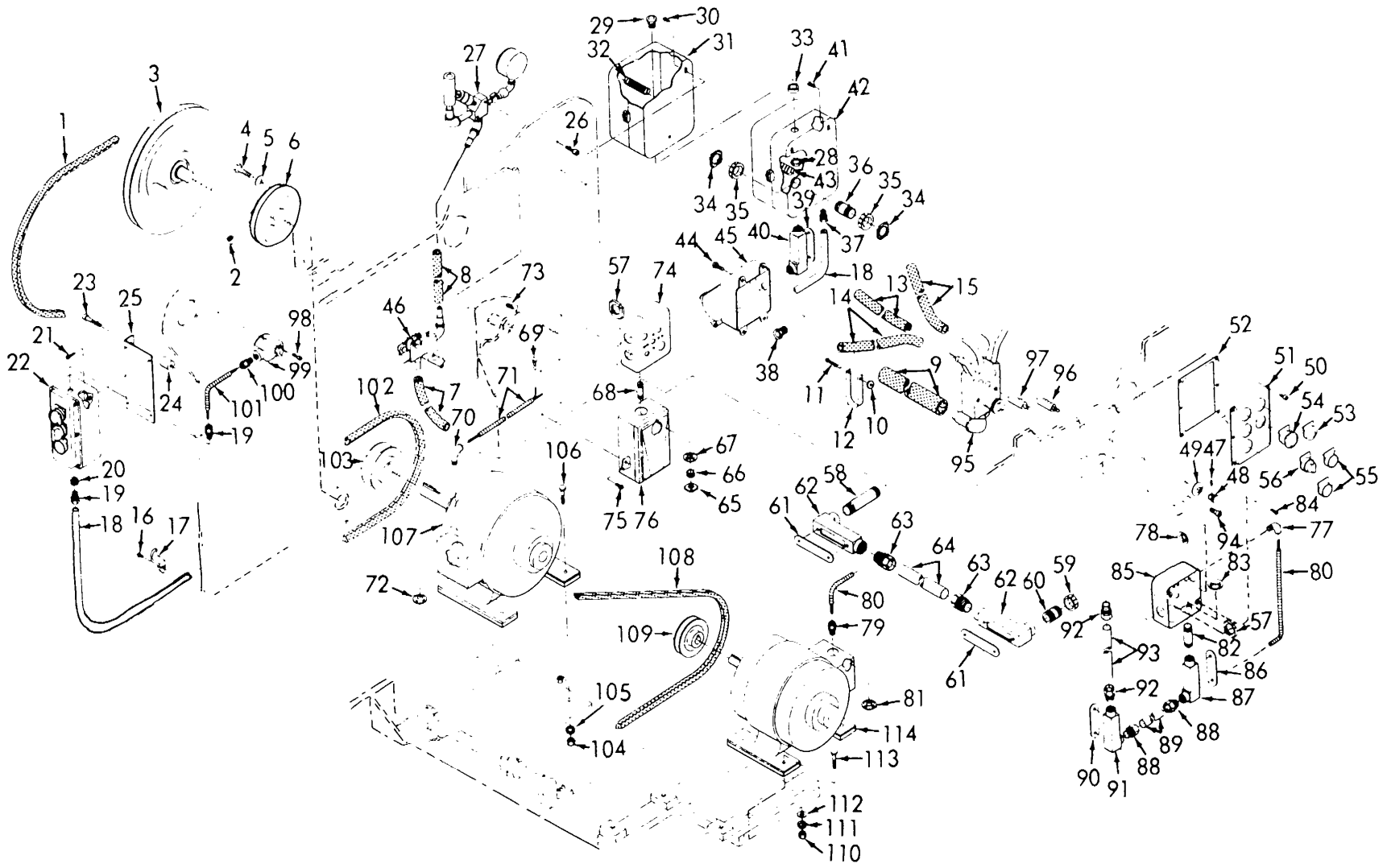


ME 3610-202-35P/2

**Figure 2. Intermediate Pulley.**

**INDEX TO PARTS, FIGURE 2**

Reference Number	Functional Group	Item Name
1	4007	SCREW
2	4007	CAP
3	4007	SCREW
4	4007	WASHER
5	4007	BEARING
6	4007	BEARING
7	4007	STUD
8	4007	PULLEY

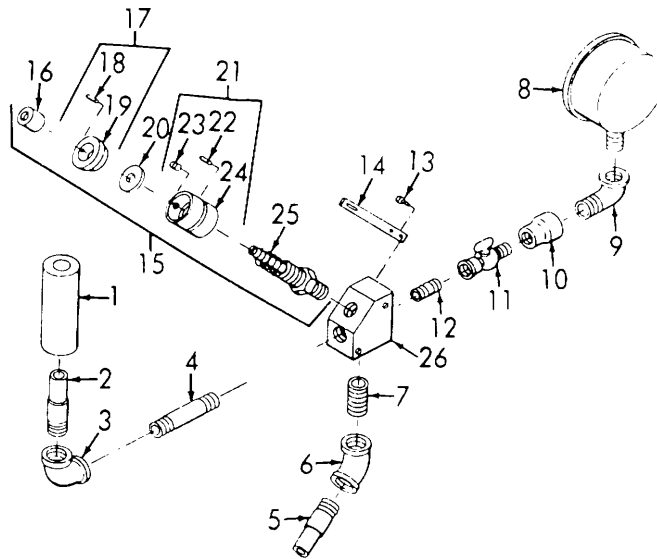


ME 3610-202-35P/3

Figure 3. Air and Electrical System.

INDEX TO PARTS, FIGURE 3

Reference Number	Functional Group	Item Name	Reference Number	Functional Group	Item Name	Reference Number	Functional Group	Item Name
1	4007	BELT	42	4010	STARTER	79	4216	CONNECTOR
2	4007	SETSCREW	43	4010	SWITCH	80	4216	CABLE
3	4007	PULLEY AY	44	4216	SCREW	81	4216	WASHER-REDUCING
4	4007	SCREW	45	4216	RECEPTACLE AY			NIPPLE
5	4007	WASHER	46	4317	VALVE AY	82	4216	WASHER-REDUCING
6	4007	BRACKET	47	4320	SETSCREW	83	4216	SCREW
7	4316	HOSE	48	4320	KNOB			BOX
8	4316	HOSE	49	4320	WASHER	84	4216	COVER
9	4316	HOSE	50	4010	SCREW	85	4216	CONDULET
10	4316	NUT	51	4010	PLATE	86	4216	CONNECTOR
11	4316	SCREW	52	4010	GASKET	87	4216	CONDUIT
12	4316	CLAMP	53	4010	PUSH-BUTTON	88	4216	COVER
13	4316	HOSE				89	4216	CONDULET
14	4316	HOSE	54	4010	BUTTON	90	4216	CONDUIT
15	4316	HOSE	55	4010	BUTTON	91	4216	COVER
16	4216	SCREW	56	4010	SWITCH	92	4216	CONDULET
17	4216	STRAP	57	4216	LOCKNUT	93	4216	CONNECTOR
18	4216	CONDUIT	58	4216	NIPPLE	94	4317	CONDUIT
19	4216	CONNECTOR	59	4216	BUSHING	95	4317	SCPR
20	4216	BUSHING	60	4216	NIPPLE	96	4320	BLOCK AY
21	4010	SCREW	61	4216	COVER	97	4320	VALVE
22	4010	SWITCH AY	62	4216	CONDULET	98	4010	VALVE
23	4010	SCREW	63	4216	CONNECTOR	99	4010	SCREW
24	4010	SPACER	64	4216	CONDUIT	100	4216	SWITCH
25	4010	PLATE	65	4216	LOCKNUT	101	4216	CONNECTOR
26	4317	SCREW	66	4216	BUSHING	102	4216	CABLE
27	4317	BLOCK AY	67	4216	WASHER-REDUCING	103	4007	BELT
28	4246	LOCKNUT				104	4007	PULLEY
29	4216	NIPPLE	68	4216	NIPPLE	105	4000	NUT
30	4010	SCREW	69	4216	CLIP	106	4000	WASHER
31	4010	STARTER	70	4216	ELBOW	107	4000	SCREW
32	4010	COIL	71	4216	CABLE	108	4000	MOTOR
33	4216	BUSHING	72	4216	WASHER-REDUCING	109	4319	BELT
34	4216	LOCKNUT				110	4007	PULLEY
35	4216	BUSHING	73	4216	SCREW	111	4000	NUT
36	4216	NIPPLE	74	4216	BOX	112	4000	WASHER
37	4216	CONNECTOR	75	4010	SCREW	113	4000	WASHER
38	4216	NIPPLE	76	4010	RELAY	114	4000	SCREW
39	4216	COVER	77	4216	ELBOW			MOTOR
40	4216	CONDULET	78	4216	WASHER-REDUCING			
41	4010	SCREW						

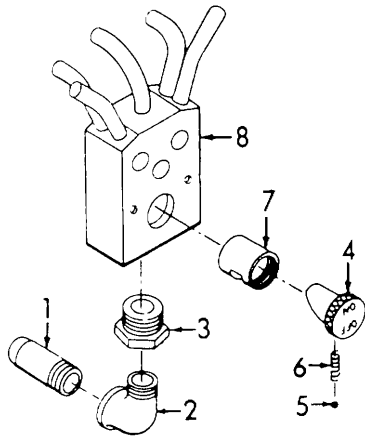


ME 3610-202-35P/4

**Figure 4. Suction Valve Block.**

**INDEX TO PARTS, FIGURE 4**

Reference Number	Functional Group	Item Name	Reference Number	Functional Group	Item Name
1	4316	HOSE	14	4317	SPRING
2	4316	NIPPLE	15	4317	VALVE AY
3	4316	ELBOW	16	4317	COLLAR
4	4316	NIPPLE	17	4317	CAP AY
5	4316	NIPPLE	18	4317	PIN
6	4316	ELBOW	19	4317	CAP
7	4316	NIPPLE	20	4317	WASHER
8	4702	GAGE	21	4317	COLLAR AY
9	4702	ELBOW	22	4317	PIN
10	4702	COUPLING	23	4317	SETSCREW
11	4702	COCK	24	4317	COLLAR
12	4702	NIPPLE	25	4317	VALVE
13	4317	SCREW	26	4317	BLOCK

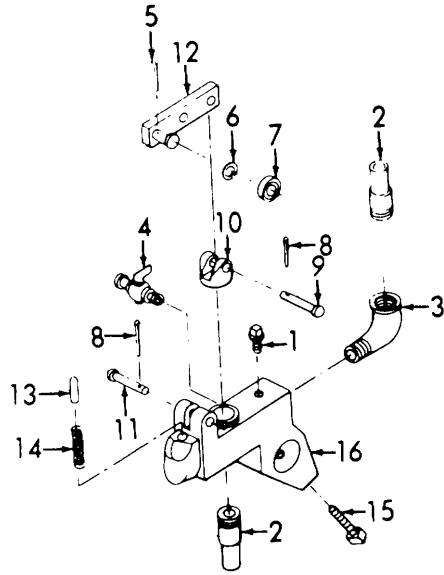


ME 3610-202-35P/5

**Figure 5. Air Blower Valve Block.**

**INDEX TO PARTS, FIGURE 5**

Reference Number	Functional Group	Item Name
1	4317	NIPPLE
2	4317	ELBOW
3	4317	BUSHING
4	4317	VALVE
5	4317	BALL BEARING
6	4317	SPRING
7	4317	TUBE
8	4317	BLOCK AY

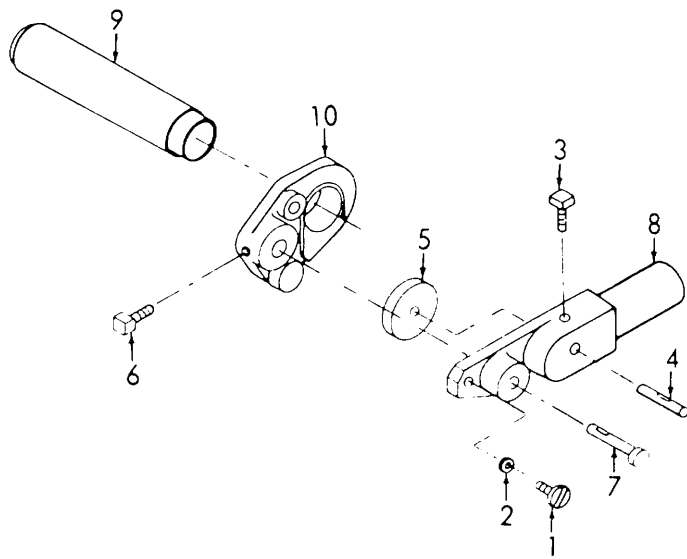


ME 3610-202-35P/6

Figure 6. Air Valve.

INDEX TO PARTS, FIGURE 6

Reference Number	Functional Group	Item Name	Reference Number	Functional Group	Item Name
1	4317	PLUG	9	4317	PIN
2	4317	NIPPLE	10	4317	CAP
3	4317	ELBOW	11	4317	PIN
4	4317	COCK	12	4317	LEVER
5	4317	PIN	13	4317	POPPET
6	4317	WASHER	14	4317	SPRING
7	4317	ROLLER FEED	15	4317	SETSCREW
8	4317	PIN	16	4317	BRACKET



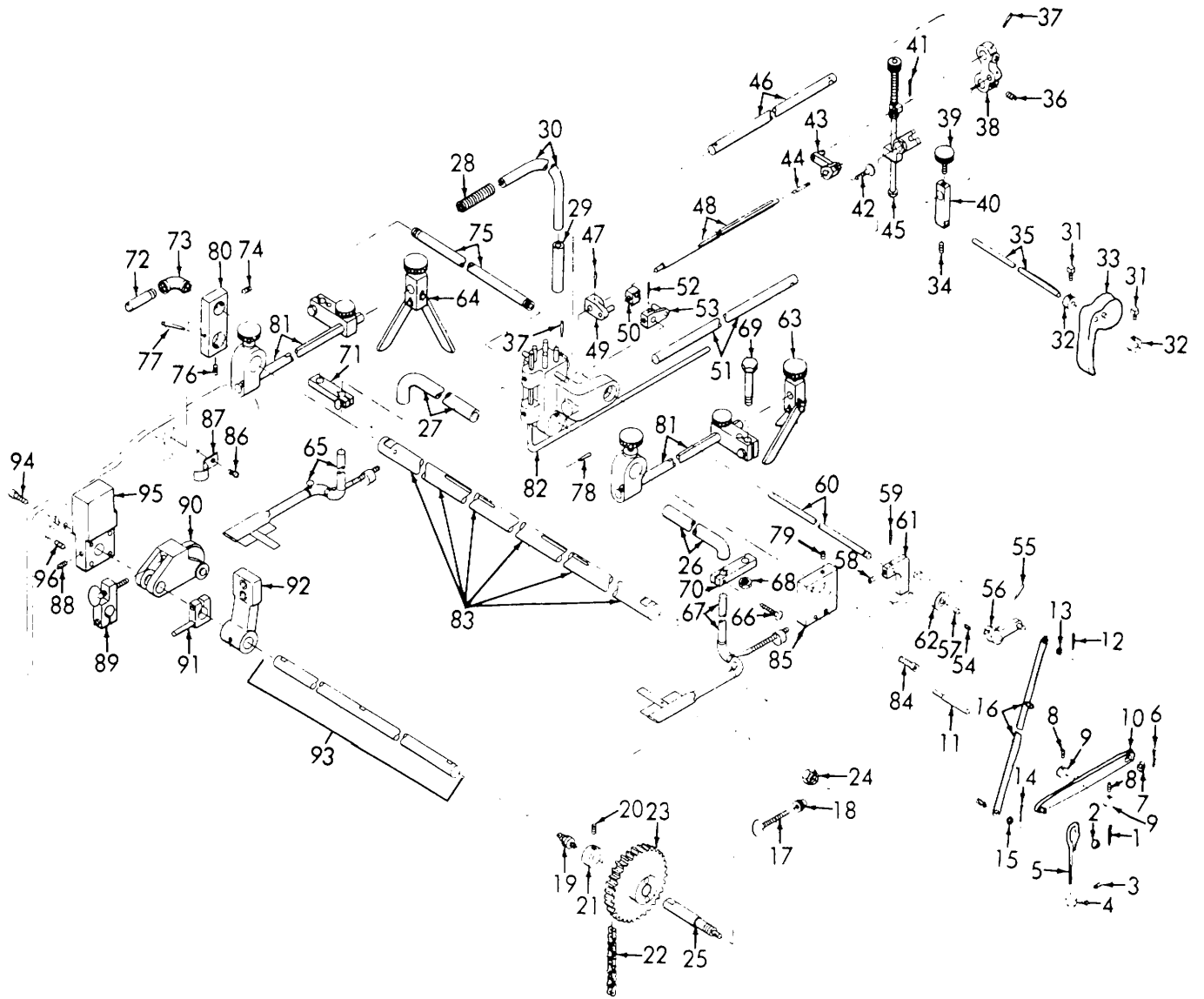
ME 3610-202-35P/7

Figure 7. Trip Valve.

INDEX TO PARTS, FIGURE 7

Reference Number	Functional Group	Item Name
1	4317	STUD
2	4317	WASHER
3	4317	SETSCREW
4	4317	STUD
5	4317	VALVE
6	4317	SETSCREW
7	4317	PIN
8	4317	LEVER
9	4317	NIPPLE
10	4317	BRACKET



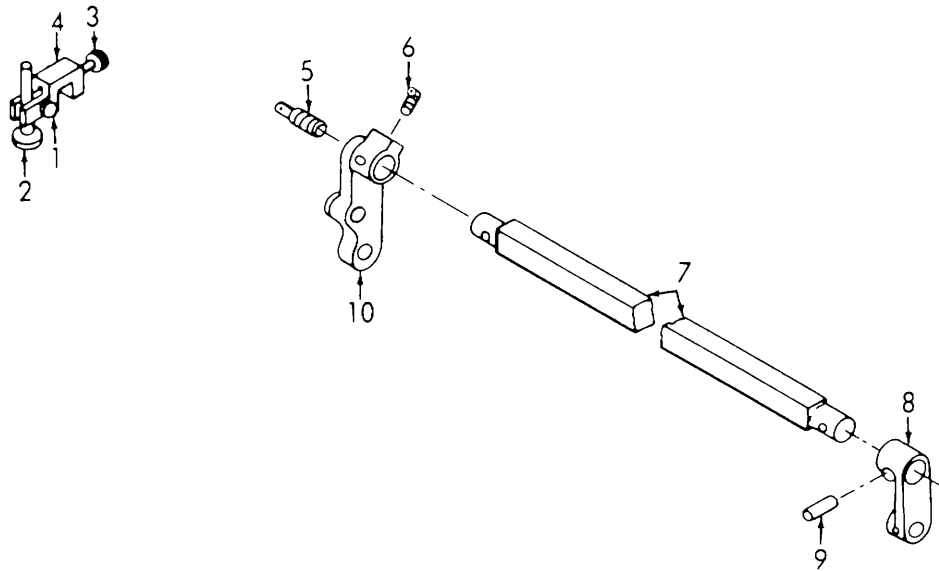


ME 3610-202-35P/8

Figure 8. Pile Control Section.

**INDEX TO PARTS, FIGURE 8**

<b>Reference Number</b>	<b>Functional Group</b>	<b>Item Name</b>	<b>Reference Number</b>	<b>Functional Group</b>	<b>Item Name</b>
1	6501	PIN	49	6501	LEVER AY
2	6501	WASHER	50	6501	CONNECTION
3	6501	SETSCREW	51	6501	SHAFT
4	6501	COLLAR	52	6501	PIN
5	6501	LATCH	53	6501	LEVER AY
6	6501	PIN	54	6501	SETSCREW
7	6501	WASHER	55	6501	PIN
8	6501	SETSCREW	56	6501	LEVER
9	6501	COLLAR	57	6501	SPACER
10	6501	LEVER AY	58	6501	SETSCREW
11	6501	STUD	59	6501	PIN
12	6501	PIN	60	6501	SHAFT
13	6501	WASHER	61	6501	BLOCK
14	6501	PIN	62	6501	BEARING
15	6501	WASHER	63	6501	FINGER AY
16	6501	LINK AY	64	6501	FINGER AY
17	6502	THUMBSCREW	65	4316	NOZZLE AY
18	6502	NUT	66	4316	THUMBSCREW
19	6502	FITTING	67	4316	NOZZLE AY
20	6502	SETSCREW	68	4316	NUT
21	6502	COLLAR	69	4316	SCREW
22	6502	CHAIN	70	4316	BRACKET
23	6502	GEAR SPROCKET	71	4316	BRACKET AY
24	6502	NUT	72	4316	NIPPLE
25	6502	STUD	73	4316	ELBOW
26	4316	HOSE	74	4316	SETSCREW
27	4316	HOSE	75	4316	PIPE
28	4316	SPRING	76	4316	SETSCREW
29	4316	SLEEVE	77	4316	PIN
30	4316	HOSE	78	6501	PIN
31	6501	SETSCREW	79	4316	SETSCREW
32	6501	COLLAR	80	4316	BLOCK
33	6501	GUIDE	81	6501	ROD AY
34	6501	SETSCREW	82	6501	HOUSING AY
35	6501	SHAFT	83	6501	SHAFT
36	6501	SETSCREW	84	6501	SCREW
37	6501	PIN	85	6501	BLOCK
38	6501	BRACKET	86	4316	SCREW
39	6501	THUMBSCREW	87	4316	CLIP
40	6501	BRACKET	88	6501	SETSCREW
41	6501	PIN	89	6501	BRACKET AY
42	6501	THUMBSCREW	90	6501	WHEEL AY
43	6501	LEVER AY	91	6501	BLOCK AY
44	6501	KEY	92	6501	BRACKET
45	6501	POST AY	93	6501	SHAFT
46	6501	SHAFT	94	6501	SCREW
47	6501	PIN	95	6501	BRACKET
48	6501	SHAFT	96	6501	DOWEL

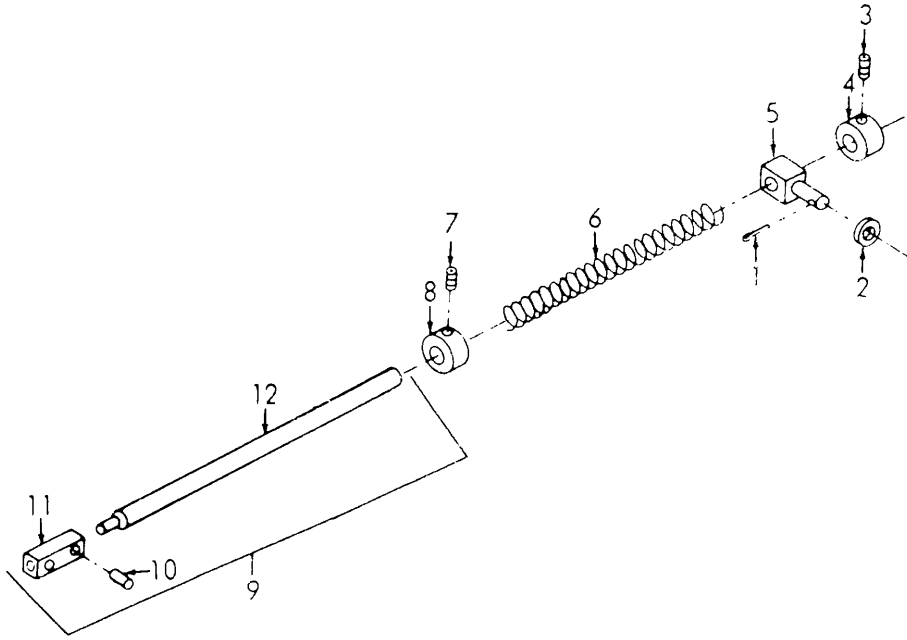


ME 3610-202-35P/9

Figure 9. Fixed Existing and Sucker Bar.

INDEX TO PARTS, FIGURE 9

Reference Number	Functional Group	Item Name	Reference Number	Functional Group	Item Name
1	4316	SCREW	6	6501	SETSCREW
2	4316	SUCKER	7	6501	BAR
3	4316	SCREW	8	6501	LEVER
4	4316	BLOCK	9	6501	PIN
5	6501	PIN	10	6501	LEVER

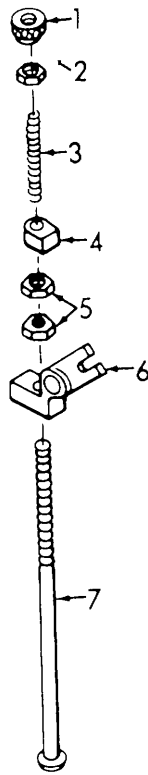


ME 3610-202-35P 10

**Figure 10. Trip Fork Spring Rod.**

**INDEX TO PARTS, FIGURE 10**

Reference Number	Functional Group	Item Name	Reference Number	Functional Group	Item Name
1	6501	PIN	7	6501	SETSCRFW
2	6501	WASHER	8	6501	COLLAR
3	6501	SETSCREW	9	6501	ROD AY
4	6501	COLLAR	10	6501	PIN
5	6501	POPPET	11	6501	HEAD
6	6501	SPRING	12	6501	ROD

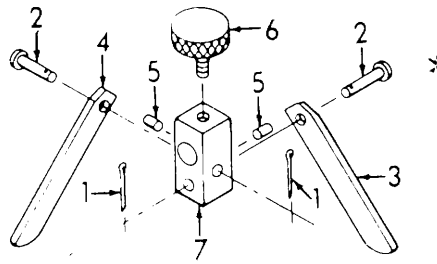


ME 3610-202-35P/11

**Figure 11. Pile Control Post.**

**INDEX TO PARTS, FIGURE 11**

Reference Number	Functional Group	Item Name
1	6501	NUT
2	6501	NUT
3	6501	SPRING
4	6501	HOLDER
5	6501	NUT
6	6501	LEVER
7	6501	HEAD AY

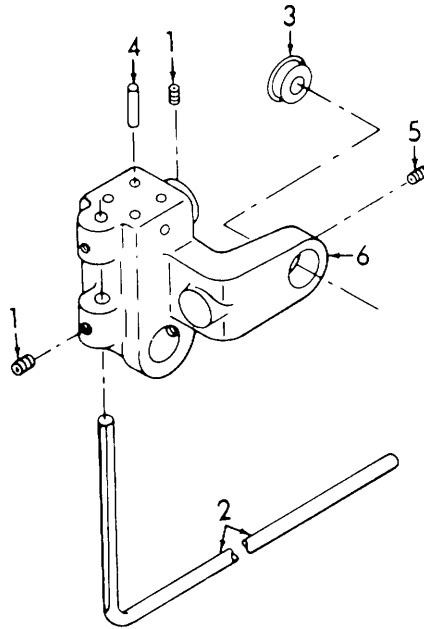


ME 3610-202-35P/12

**Figure 12. Front and Rear Side Pile Finger.**

**INDEX TO PARTS, FIGURE 12**

Reference Number	Functional Group	Item Name
1	6501	PIN
2	6501	STUD
3	6501	FINGER
4	6501	FINGER
5	6501	PIN
6	6501	THUMBSCREW
7	6501	BLOCK

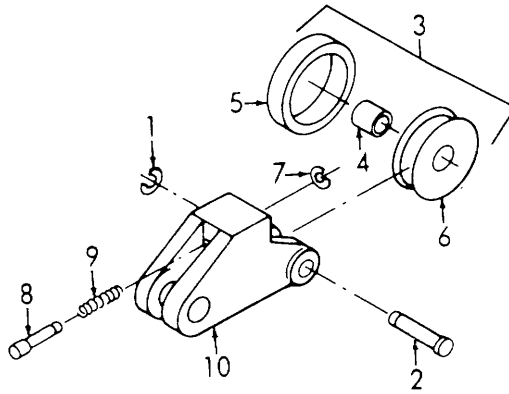


ME 3610-202-35P/13

**Figure 13. Suction Housing.**

**INDEX TO PARTS, FIGURE 13**

Reference Number	Functional Group	Item Name
1	6501	SETSCREW
2	6501	BAR
3	6501	BEARING
4	6501	TUBE
5	6501	SETSCREW
6	6501	BRACKET



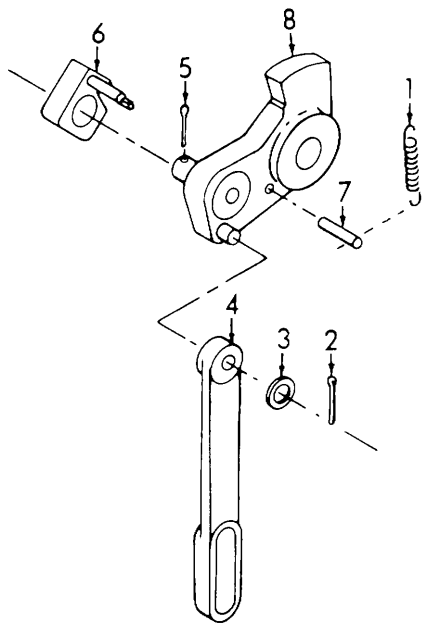
ME 3610-202-35P /14

**Figure 14. Trolley Wheel.**

**INDEX TO PARTS, FIGURE 14**

Reference Number	Functional Group	Item Name
1	6501	RING
2	6501	PIN
3	6501	WHEEL AY
4	6501	BEARING
5	6501	TIRE
6	6501	PULLEY
7	6501	RING
8	6501	ROD
9	6501	SPRING
10	6501	BRACKET



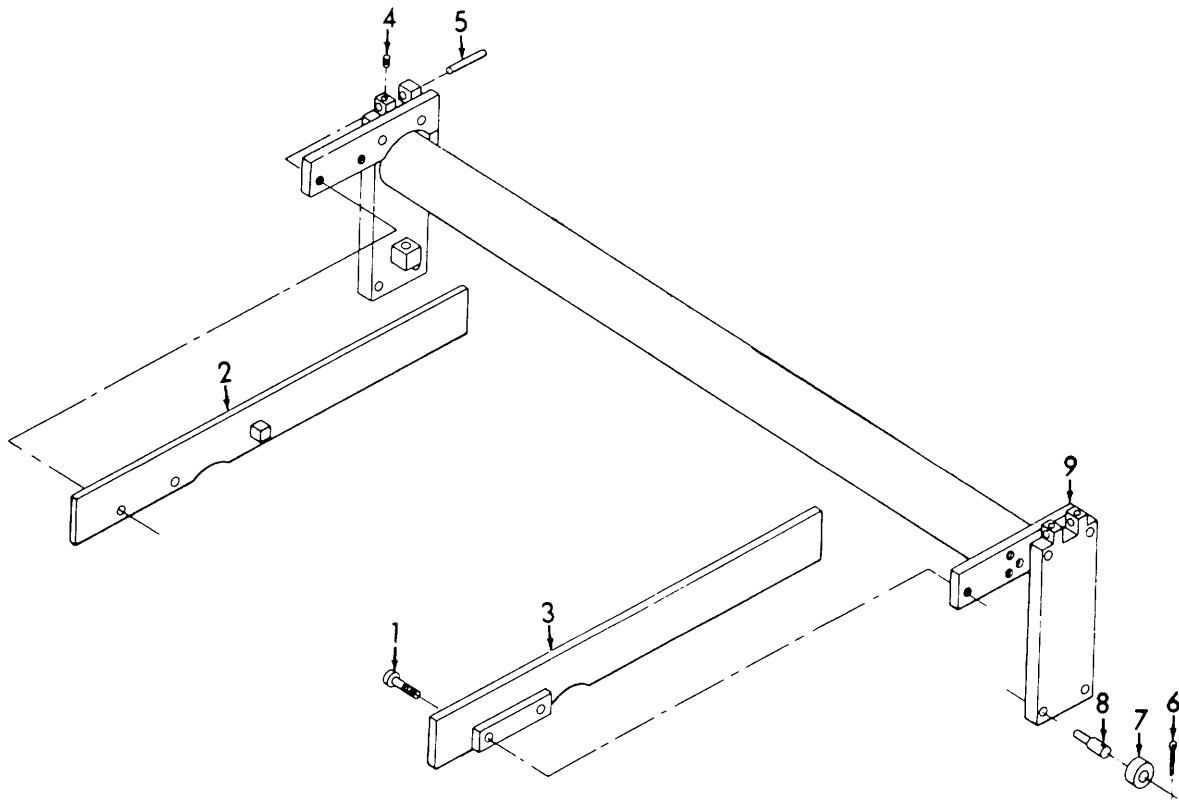


ME 3610-202-35P/15

**Figure 15. Ratchet Lever.**

**INDEX TO PARTS, FIGURE 15**

<b>Reference Number</b>	<b>Functional Group</b>	<b>Item Name</b>
1	6501	SPRING
2	6501	PIN
3	6501	WASHER
4	6501	LINK
5	6501	PIN
6	6501	PAWL AY
7	6501	PIN
8	6501	LEVER- SUBASSEMBLY

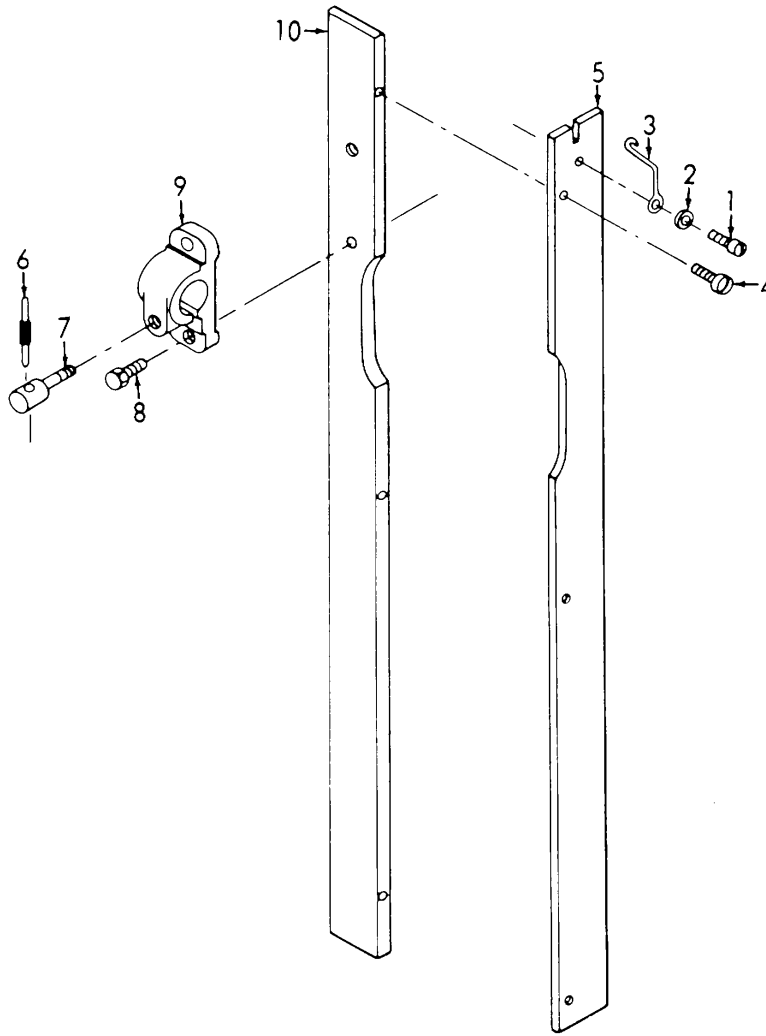


ME 3610-202-35P/16

Figure 16. Feed Board Bracket.

INDEX TO PARTS, FIGURE 16

Reference Number	Functional Group	Item Name
1	6501	SCREW
2	6501	BAR AY
3	6501	BAR AY
4	6501	SETSCREW
5	6501	PIN
6	6501	PIN
7	6501	ROLLER
8	6501	STUD
9	6501	BRACKET-SUBASSEMBLY

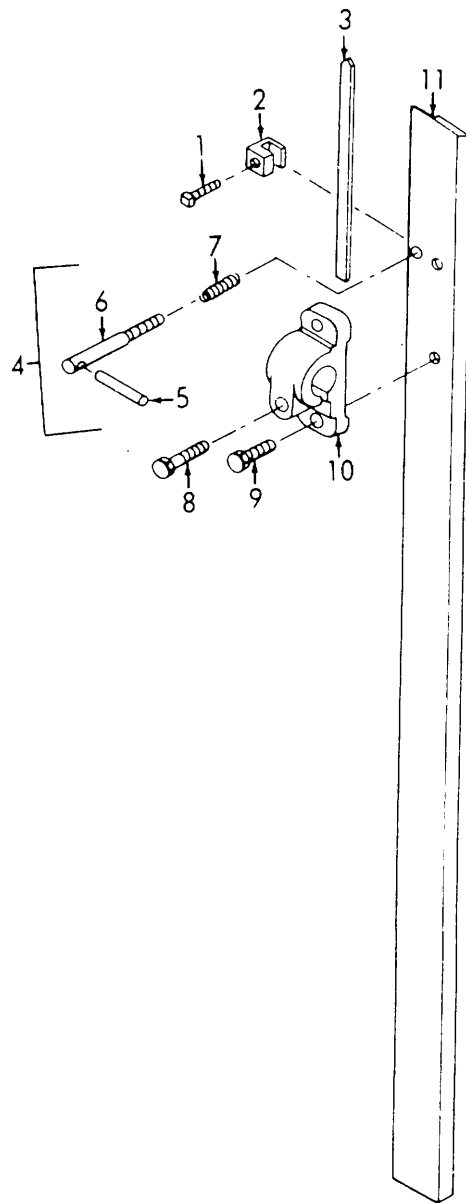


ME 3610-202-35P/17

Figure 17. Front Feeder Back Bar.

INDEX TO PARTS, FIGURE 17

Reference Number	Functional Group	Item Name
1	6501	SCREW
2	6501	WASHER
3	6501	SPRING
4	6501	SCREW
5	6501	PLATE
6	6501	HANDLE
7	6501	PIN
8	6501	BOLT
9	6501	BRACKET
10	6501	BAR



**INDEX TO PARTS, FIGURE 18**

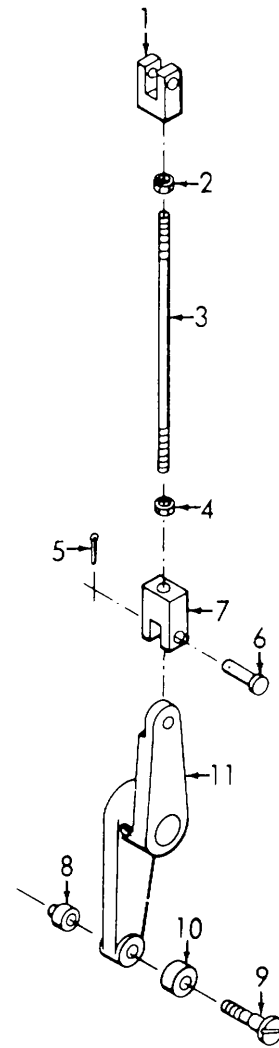
Reference Number	Functional Group	Item Name
1	6501	SETSCREW
2	6501	CLAMP
3	6501	STRIP
4	6501	SCREW AY
5	6501	PIN
6	6501	SCREW
7	6501	SPRING
8	6501	SCREW
9	6501	BOLT
10	6501	BRACKET
11	6501	BAR

ME 3610-202-35P/18

**Figure 18. Front Feed Center Back Bar.**

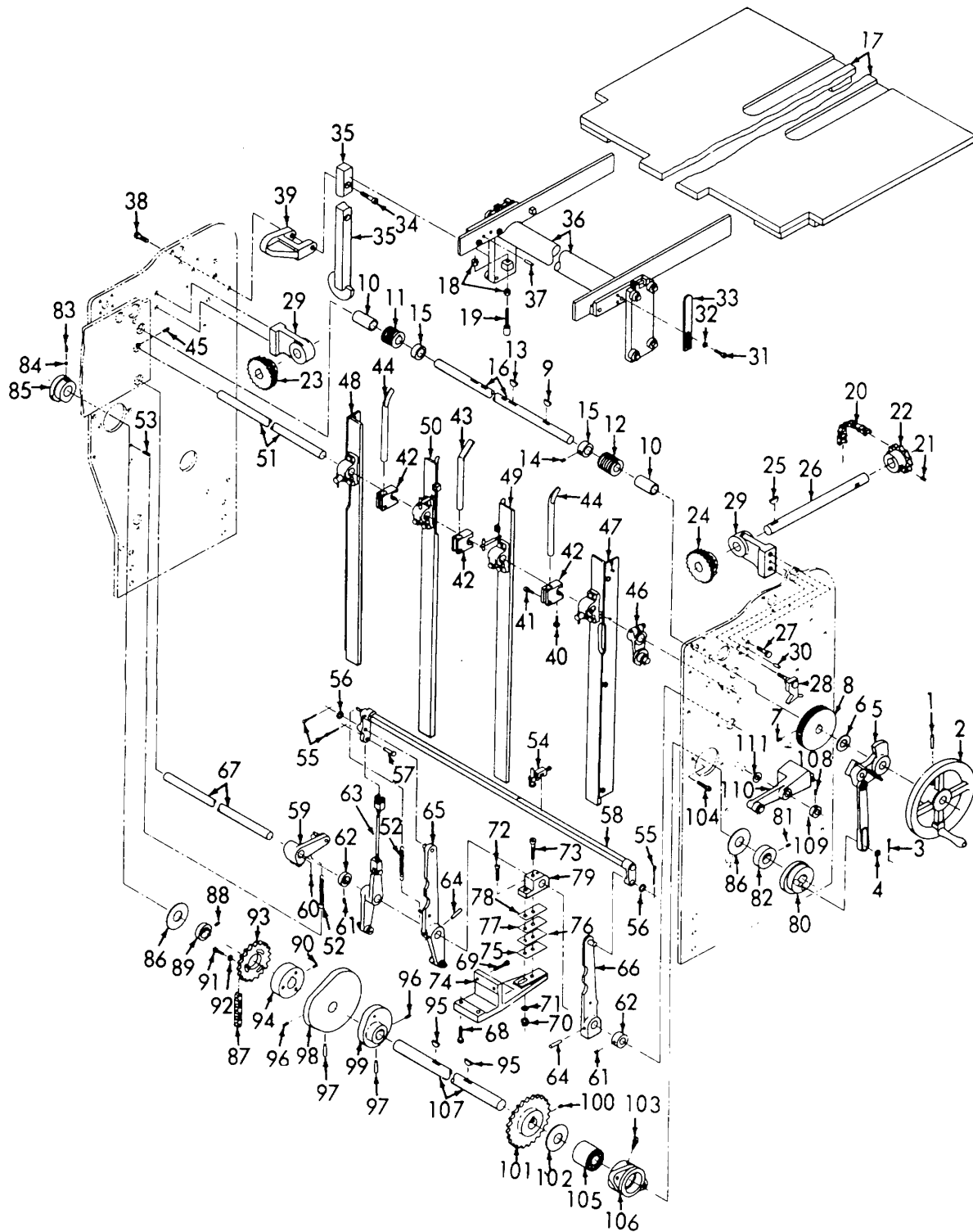
INDEX TO PARTS, FIGURE 19

Reference Number	Functional Group	Item Name
1	6501	YOKE
2	6501	NUT
3	6501	ROD
4	6501	NUT
5	6501	PIN
6	6501	PIN
7	6501	YOKE
8	6501	NUT
9	6501	STUD
10	6501	ROLLER
11	6501	LEVER



ME 3610-202-35P/19

Figure 19. Feeder Motion Lever.

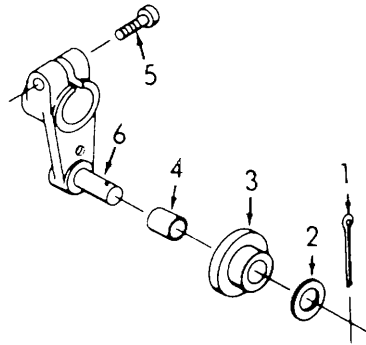


ME 3610-202-35P/20

Figure 20. Feeder Pile Section.

INDEX TO PARTS, FIGURE 20

Reference Number	Functional Group	Item Name	Reference Number	Functional Group	Item Name
1	6501	PIN	57	6501	PIN
2	6501	HANDWHEEL AY	58	6501	BAR AY
3	6501	PIN	59	6501	LEVER AY
4	6501	WASHER	60	6501	SHOE
5	6501	LEVER AY	61	6501	SETSCREW
6	6501	WASHER	62	6501	COLLAR
7	6501	SETSCREW	63	6501	LEVER AY
8	6501	RATCHET WHEEL	64	6501	PIN
9	6501	KEY	65	6501	ARM AY
10	6501	COLLAR	66	6501	ARM AY
11	6501	WORM	67	6501	SHAFT
12	6501	WORM	68	6501	SCREW
13	6501	KEY	69	6501	SCREW
14	6501	SETSCREW	70	6501	NUT
15	6501	COLLAR	71	6501	WASHER
16	6501	SHAFT	72	6501	SCREW
17	6501	BOARD AY	73	6501	SCREW
18	6501	NUT	74	6501	BRACKET
19	6501	SCREW	75	6501	SHEM
20	6501	CHAIN	76	6501	SHIM
21	6501	SETSCREW	77	6501	SHIM
22	6501	SPROCKET	78	6501	SHIM
23	6501	WHEEL	79	6501	BEARING
24	6501	WHEEL	80	6501	CAM
25	6501	KEY	81	6501	SETSCREW
26	6501	SHAFT	82	6501	COLLAR
27	6501	SCREW	83	4317	SETSCREW
28	6501	PAWL AY	84	4317	SHOE
29	6501	BRACKET	85	4317	CAM
30	6501	DOWEL	86	6501	WASHER
31	6501	SCREW	87	6501	CHAIN
32	6501	WASHER	88	6501	SETSCREW
33	6501	LEVER	89	6501	COLLAR
34	6501	SCREW	90	6501	SETSCREW
35	6501	BAR AY	91	6501	BOLT
36	6501	BRACKET AY	92	6501	WASHER
37	6501	PIN	93	6501	SPROCKET
38	6501	SCREW	94	6501	HUB
39	6501	BRACKET	95	6501	KEY
40	4316	SETSCREW	96	6501	SETSCREW
41	4316	SCREW	97	6501	PIN
42	4316	BRACKET	98	6501	CAM
43	4316	NOZZLE	99	6501	CAM
44	4316	NOZZLE	100	6501	SETSCREW
45	6501	SETSCREW	101	6501	SPROCKET
46	6501	ROLLER AY	102	6501	WASHER
47	6501	BAR AY	103	6501	FITTING
48	6501	BAR AY	104	6501	SCREW
49	6501	BAR AY	105	6501	BEARING
50	6501	BAR AY	106	6501	HOUSING
51	6501	SHAFT	107	6501	SHAFT
52	6501	SPRING	108	6501	SETSCREW
53	6501	PIN	109	6501	COLLAR
54	4316	SUCKER AY	110	6501	LEVER AY
55	6501	PIN	111	6501	WASHER
56	6501	WASHER			



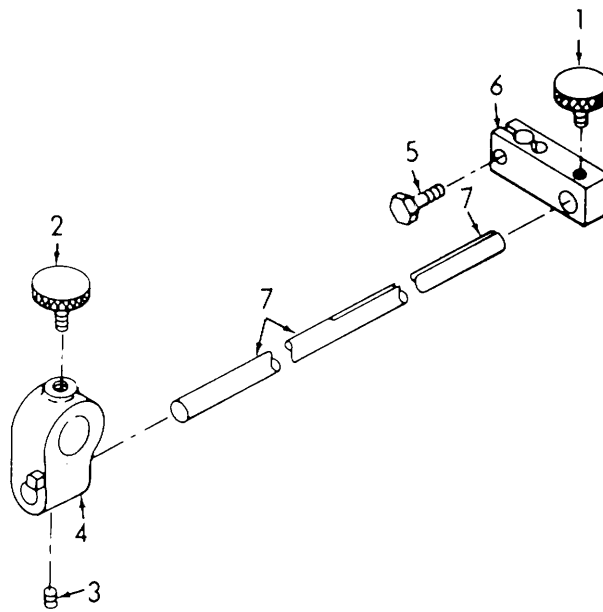
ME 3610-202-35P/21

**Figure 21. Chain Idler Roller.**

INDEX TO PARTS, FIGURE 21

Reference Number	Functional Group	Item Name
1	6501	PIN
2	6501	WASHER
3	6501	ROLLER
4	6501	BEARING
5	6501	BOLT
6	6501	ROLL



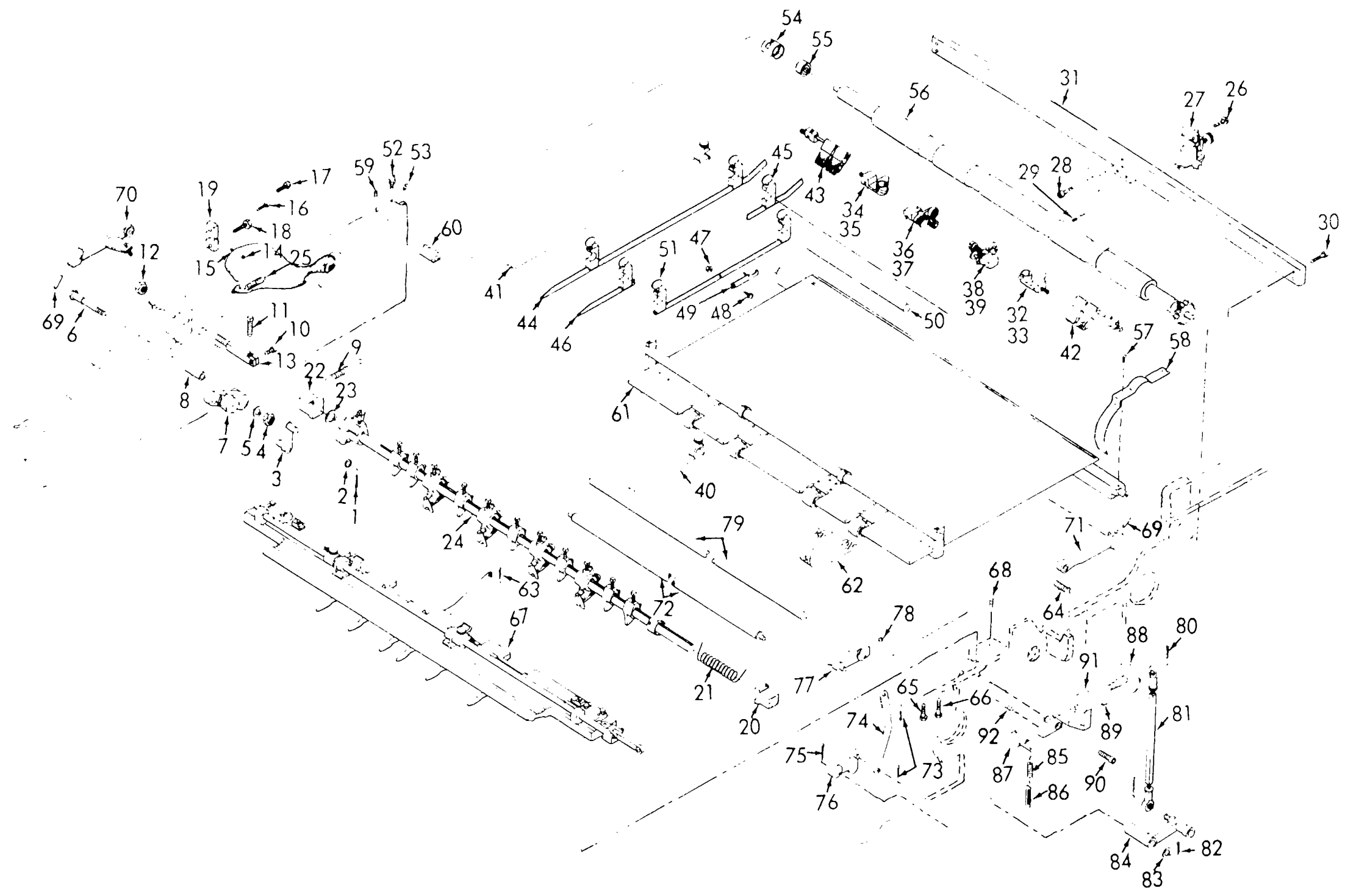


ME 3610-20-35P/22

**Figure 22. Side Guide Rod.**

INDEX TO PARTS, FIGURE 22

Reference Number	Functional Group	Item Name
1	6501	SCREW
2	6501	THUMBSCREW
3	6501	SETSCREW
4	6501	BRACKET
5	6501	BOLT
6	6501	BLOCK
7	6501	ROD

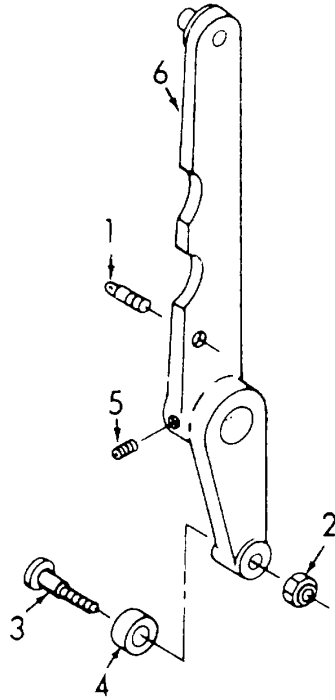


ME 3610-202-35P/23

Figure 23. Feeder and Conveyor Sections.

INDEX TO PARTS, FIGURE 23

Reference Number	Functional Group	Item Name	Reference Number	Functional Group	Item Name	Reference Number	Functional Group	Item Name
1	6502	PIN	32	6502	HOLDER AY	63	6502	PIN
2	6502	WASHER	33	6502	HOLDER AY	64	6502	SPRING
3	6502	LINK	34	6502	HOLDER AY	65	6502	SCREW
4	6502	NUT	35	6502	HOLDER AY	66	6502	SCREW
5	6502	WASHER	36	6502	WHEEL AY	67	6502	PLATE AY
6	6502	STUD	37	6502	WHEEL AY	68	6502	DOWEL
7	6502	LEVER AY	38	6502	WHEEL AY	69	6502	PIN
8	6502	BUSHING	39	6502	WHEEL AY	70	6502	LEVER AY
9	6502	SPRING	40	6502	BAND AY	71	6502	LEVER AY
10	6502	SCREW	41	6502	BAND AY	72	6502	ROLLER
11	6502	SETSCREW	42	6502	BRUSH AY	73	6502	PIN
12	6502	NUT	43	6502	BRUSH AY	74	6502	LINK.
13	6502	POPPET	44	6502	GUIDE AY	75	6502	PIN
14	6502	SETSCREW	45	6502	GUIDE AY	76	6502	LEVER AY
15	6502	SHOE	46	6502	GUIDE AY	77	6502	LEVER AY
16	6502	SCREW	47	6502	NUT	78	6502	SHOE
17	6502	SCREW	48	6502	STUD	79	6502	SHAFT
18	6502	BOLT	49	6502	LATCH AY	80	6502	PIN
19	6502	CAP	50	6502	SHAFT	81	6502	LINK AY
20	6502	BEARING	51	6502	GUIDE AY	82	6502	PIN
21	6502	SPRING	52	6502	FITTING	83	6502	WASHER
22	6502	BEARING	53	6502	SETSCREW	84	6502	LEVER AY
23	6502	WASHER	54	6502	HOLDER	85	4701	SPRING
24	6502	SHAFT AY	55	6502	BEARING	86	4701	LINK
25	6502	SPRING	56	6502	SHAFT AY	87	4701	KNOB AY
26	6502	SCREW	57	6502	SCREW	88	6502	PLATE AY
27	6502	BRACKET AY	58	6502	GUARD	89	6502	PIN
28	6501	SCREW	59	6502	SETSCREW	90	6502	SCREW
29	6501	SETSCREW	60	6502	STUD	91	6502	BRACKET
30	6501	SCREW	61	6502	PLATE AY	92	6502	DOWEL
31	6501	BAR AY	62	6502	BELT			

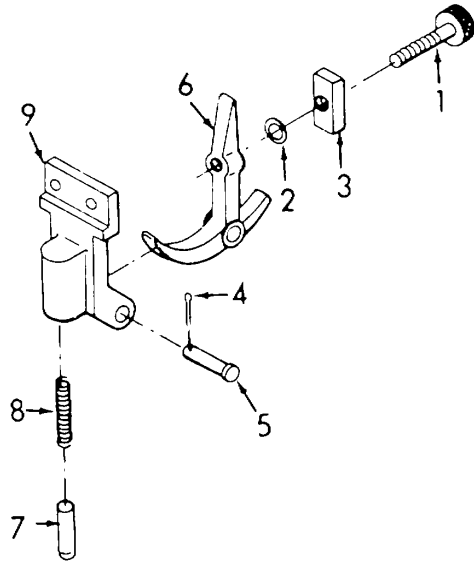


ME 3610-202-35P/24

**Figure 24. Right Side Feeder Arm.**

INDEX TO PARTS, FIGURE 24

Reference Number	Functional Group	Item Name
1	6501	PIN
2	6501	NUT
3	6501	STUD
4	6501	ROLLER
5	6501	SETSCREW
6	6501	ARM

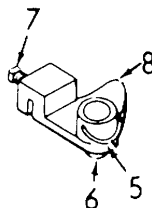
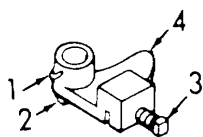


ME 3610-202-35P./25

**Figure 25. Two-Sheet Detector Lever Bracket.**

INDEX TO PARTS, FIGURE 25

Reference Number	Functional Group	Item Name
1	6502	THUMBSCREW
2	6502	WASHER
3	6502	BLOCK
4	6502	PIN
5	6502	STUD
6	6502	LEVER
7	6502	POPPET
8	6502	SPRING
9	6502	BRACKET

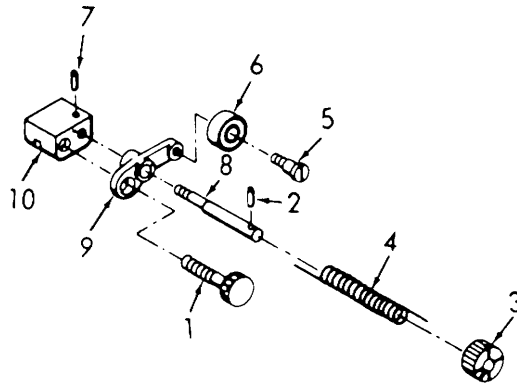


ME 3610-202-35P/26

**Figure 26. Right and Left Handball Holder.**

INDEX TO PARTS, FIGURE 26

Reference Number	Functional Group	Item Name
1	6502	RING
2	6502	BALL
3	6502	SETSCREW
4	6502	HOLDER
5	6502	RING
6	6502	BALL
7	6502	SETSCREW
8	6502	HOLDER

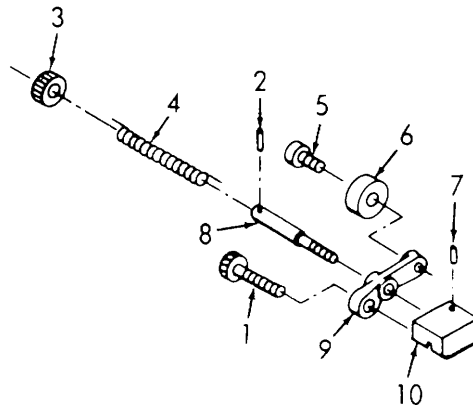


ME 3610-202-35P/27

**Figure 27. Speed Wheel, Gear Side.**

INDEX TO PARTS, FIGURE 27

Reference Number	Functional Group	Item Name
1	6502	SCREW
2	6502	PIN
3	6502	WHEEL
4	6502	SPRING
5	6502	STUD
6	6502	BEARING
7	6502	PIN
8	6502	STUD
9	6502	ARM
10	6502	HEAD



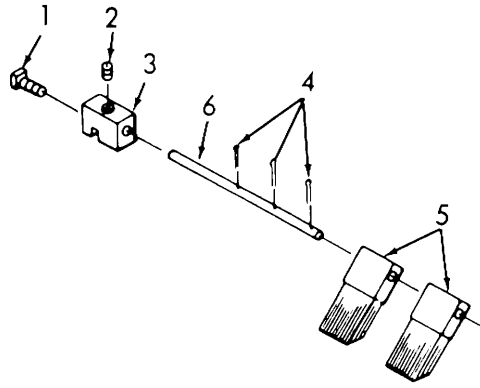
ME 3610-202-35P/28

**Figure 28. Speed Wheel, Operators Side**

INDEX TO PARTS, FIGURE 28

Reference Number	Functional Group	Item Name
1	6502	SCREW
2	6502	PIN
3	6502	WHEEL
4	6502	SPRING
5	6502	STUD
6	6502	BEARING
7	6502	PIN
8	6502	STUD
9	6502	ARM
10	6502	HEAD



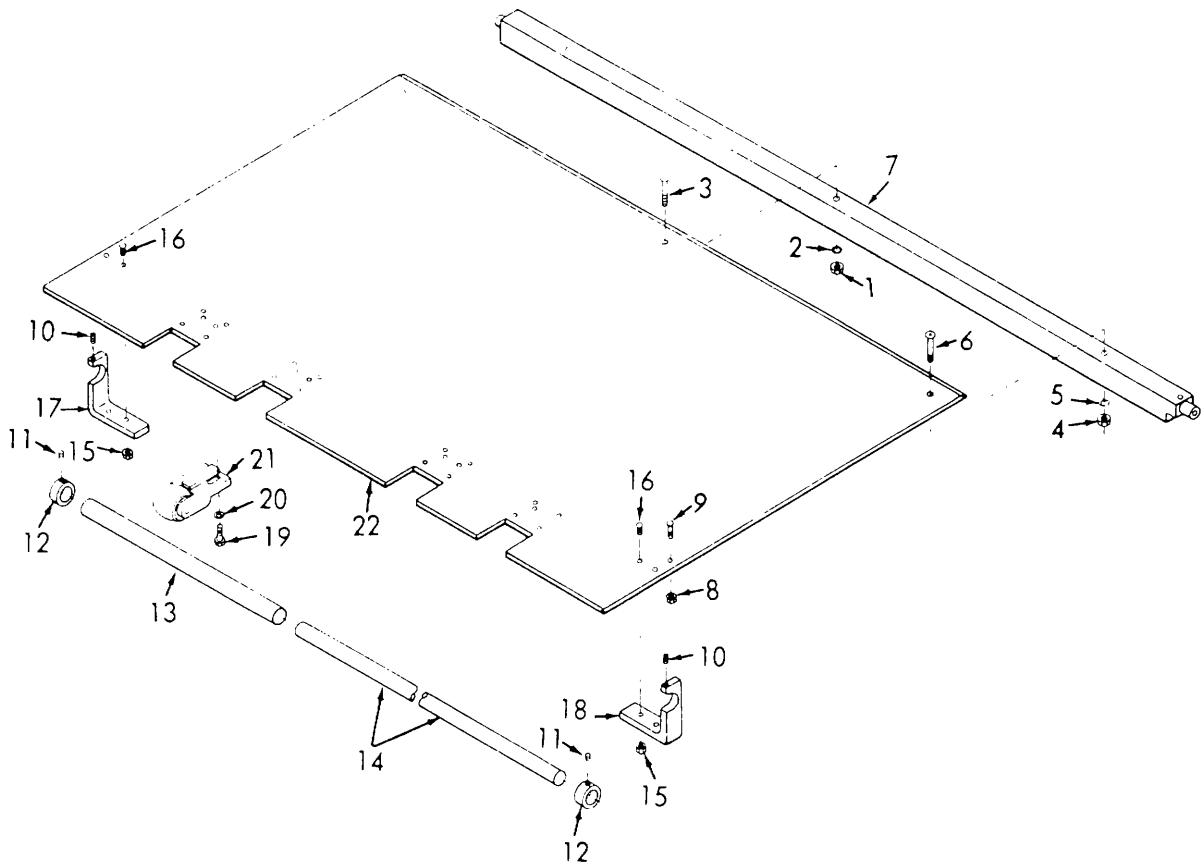


ME 3610-202-35P/29

**Figure 29. Right and Left Hand Brush.**

INDEX TO PARTS, FIGURE 29

Reference Number	Functional Group	Item Name
1	6502	SETSCREW
2	6502	SETSCREW
3	6502	BRACKET
4	6502	PIN
5	6502	BRUSH
6	6502	STUD

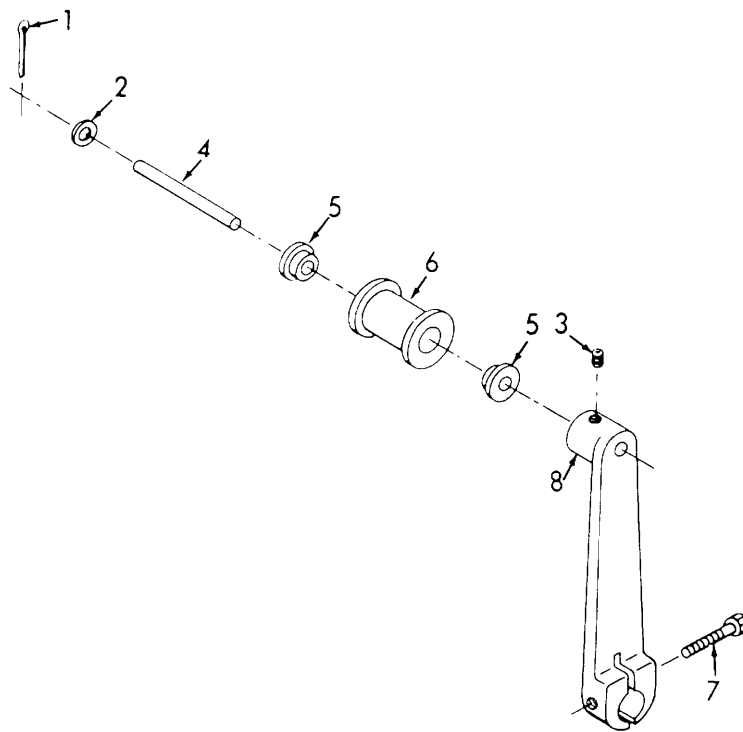


ME 3610-202-35P/30

**Figure 30. Conveyor Plate.**

INDEX TO PARTS, FIGURE 30

Reference Number	Functional Group	Item Name	Reference Number	Functional Group	Item Name
1	6502	NUT	12	6502	COLLAR
2	6502	WASHER	13	6502	SLEEVE
3	6502	SCREW	14	6502	SHAFT
4	6502	NUT	15	6502	NUT
5	6502	WASHER	16	6502	SCREW
6	6502	SCREW	17	6502	BRACKET
7	6502	BAR	18	6502	BRACKET
8	6502	NUT	19	6502	SCREW
9	6502	BOLT	20	6501	WASHER
10	6502	SETSCREW	21	6502	BRACKET
11	6502	SETSCREW	22	6502	PLATE

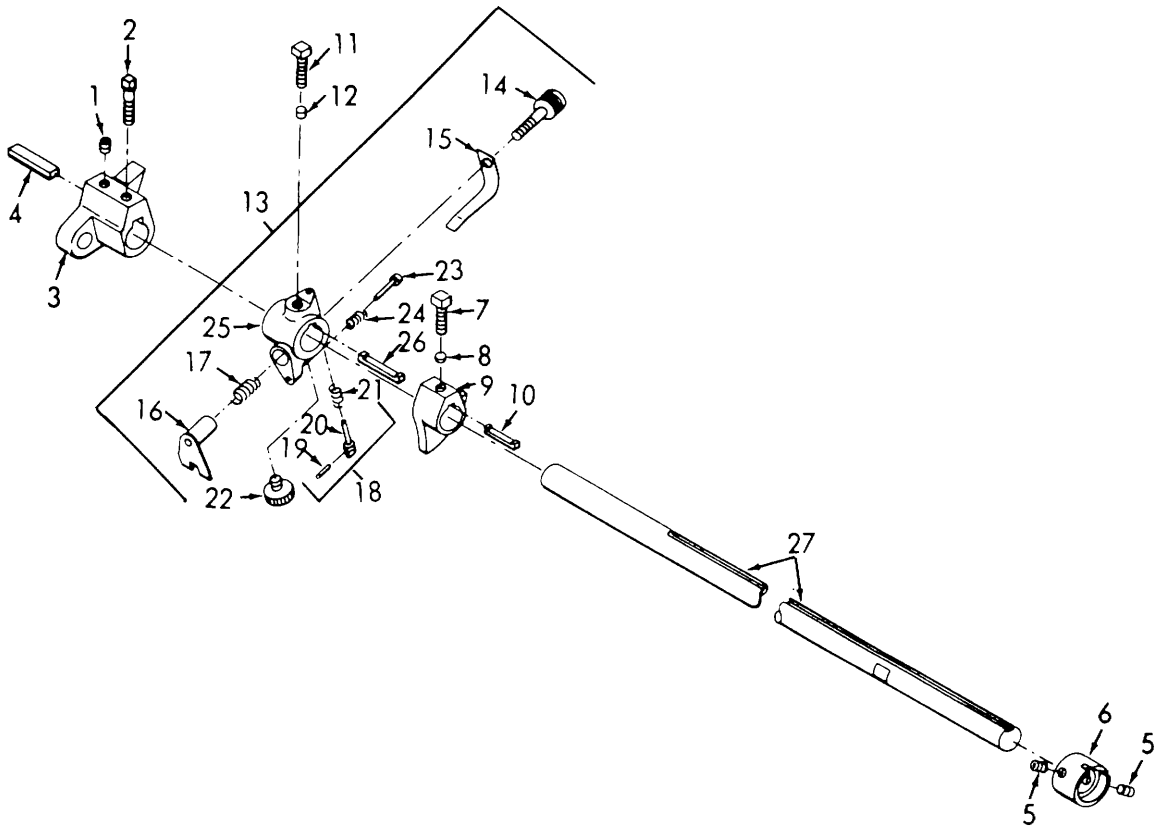


ME 3610-202-35P/31

**Figure 31. Left and Right Tape Tightener Lever.**

INDEX TO PARTS, FIGURE 31

Reference Number	Functional Group	Item Name
1	6502	PIN
2	6502	WASHER
3	6502	SETSCREW
4	6502	PIN
5	6502	BEARING
6	6502	PULLEY
7	6502	SCREW
8	6502	LEVER

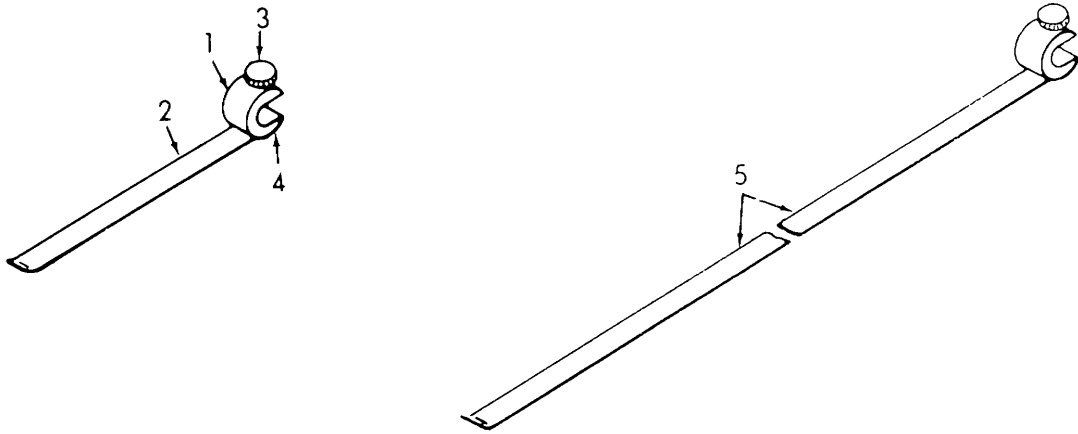


ME 3610-202-35P/32

Figure 32. Head Stop Shaft.

INDEX TO PARTS, FIGURE 32

Reference Number	Functional Group	Item Name	Reference Number	Functional Group	Item Name
1	6502	SETSCREW	15	6502	SPRING
2	6502	STUD	16	6502	PLATE AY
3	6502	LEVER	17	6502	SPRING
4	6502	KEY	18	6502	PIN AY
5	6502	SETSCREW	19	6502	PIN
6	6502	COLLAR	20	6502	PIN
7	6502	SETSCREW	21	6502	SPRING
8	6502	SHOE	22	6502	SCREW
9	6502	GUIDE	23	6502	PIN
10	6502	KEY	24	6502	SPRING
11	6502	SETSCREW	25	6502	GUIDE
12	6502	SHOE	26	6502	KEY
13	6502	GUIDE AY	27	6502	SHAFT
14	6502	SCREW			

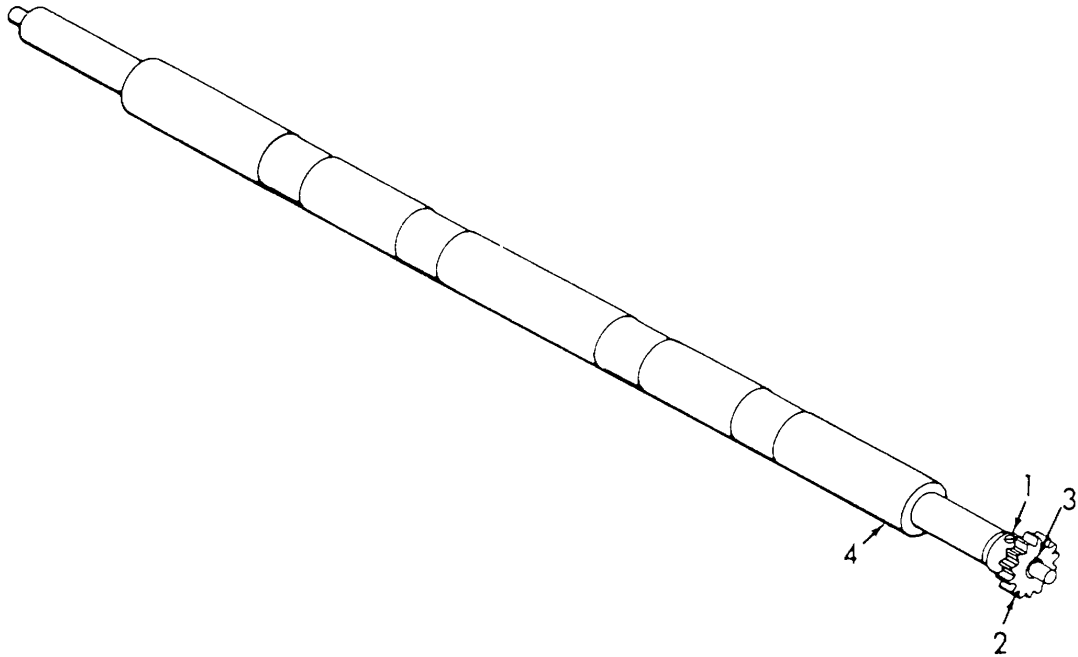


ME 3610-202-35P/33

**Figure 33. Hold Down Bands.**

INDEX TO PARTS, FIGURE 33

Reference Number	Functional Group	Item Name
1	6502	SCREW
2	6502	BAND
3	6502	SCREW
4	6502	COLLAR
5	6502	BAND

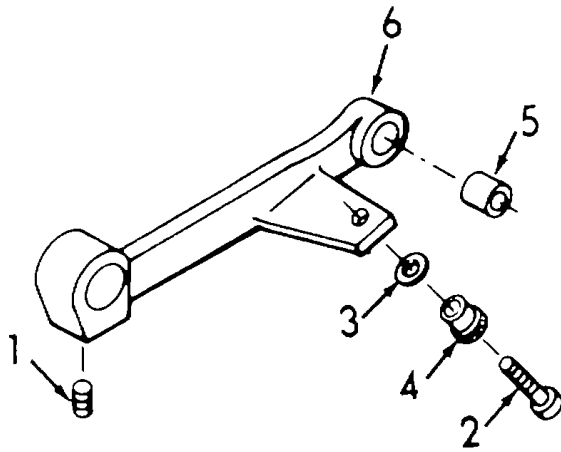


ME 3610-202-35P/34

**Figure 34. Feed Tape Shaft.**

INDEX TO PARTS, FIGURE 34

Reference Number	Functional Group	Item Name
1	6502	SETSCREW
2	6502	GEAR
3	6502	KEY
4	6502	SHAFT

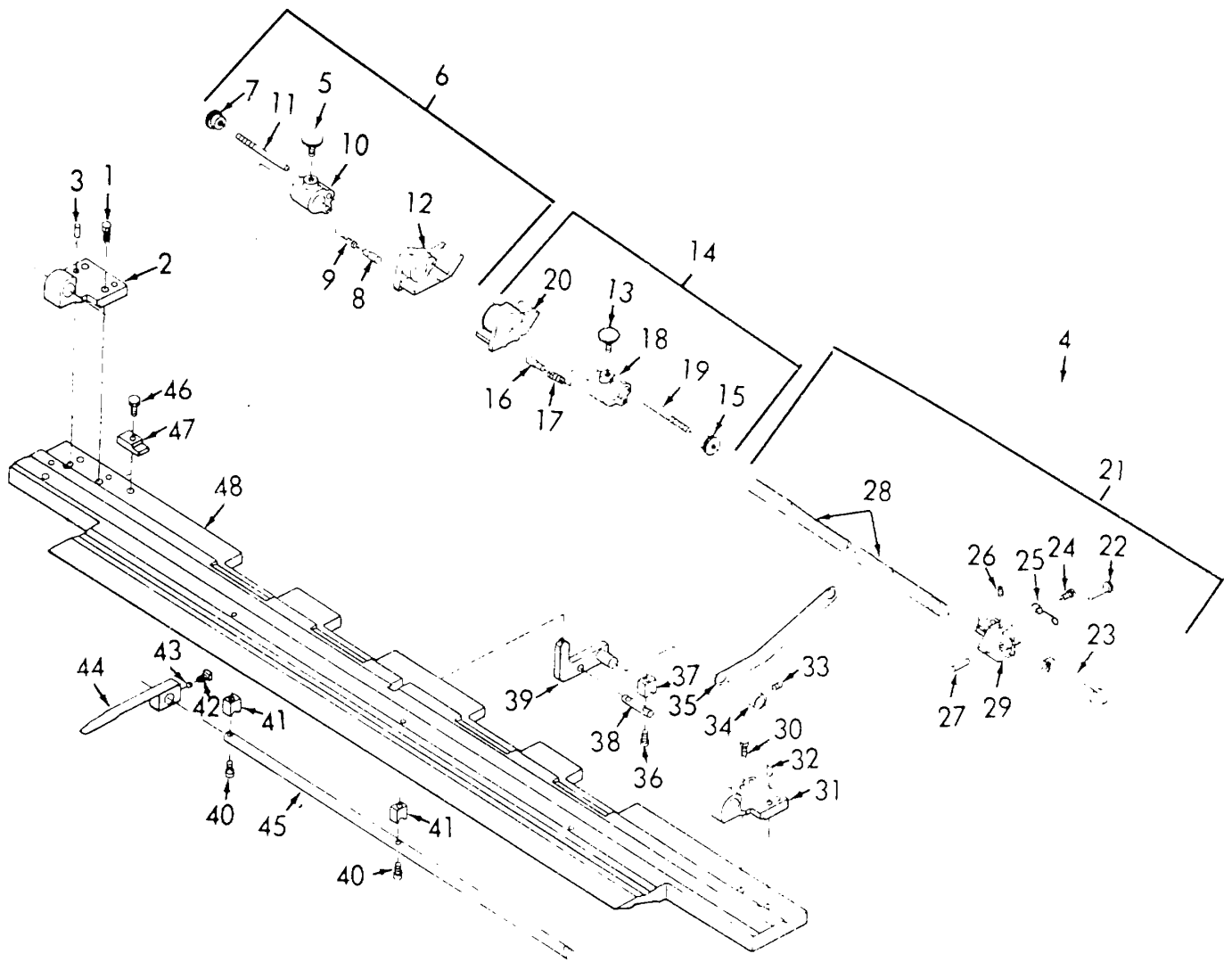


ME 3610-202-35P/35

**Figure 35. Drop Bar Lever.**

INDEX TO PARTS, FIGURE 35

Reference Number	Functional Group	Item Name
1	6502	SETSCREW
2	6502	SCREW
3	6502	WASHER
4	6502	NUT
5	6502	BEARING
6	6502	LEVER



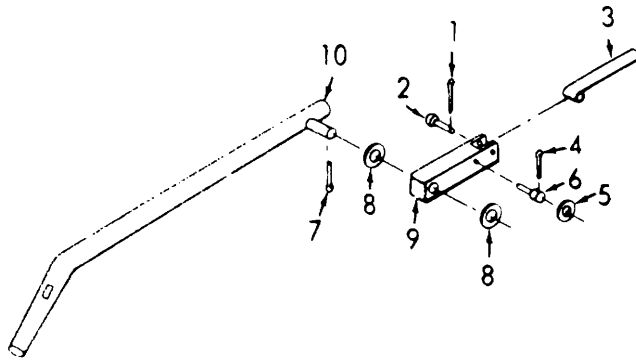
ME 3610-202-35P/36

Figure 36. Feed Plate.



**INDEX TO PARTS, FIGURE 36**

<b>Reference Number</b>	<b>Functional Group</b>	<b>Item Name</b>	<b>Reference Number</b>	<b>Functional Group</b>	<b>Item Name</b>
1	6502	BOLT	25	6502	CLIP
2	6502	BRACKET	26	6502	SETSCREW
3	6502	DOWEL	27	6502	PIN
4	6502	PIN	28	6502	SHAFT
5	6502	SCREW	29	6502	LEVER
6	6502	BRACKET AY	30	6502	BOLT
7	6502	NUT	31	6502	BRACKET
8	6502	PLUNGER	32	6502	DOWEL
9	6502	SPRING	33	6502	SETSCREW
10	6502	BRACKET	34	6502	COLLAR
11	6502	PIN	35	6502	LINK
12	6502	BRACKET	36	6502	SCREW
13	6502	SCREW	37	6502	BLOCK
14	6502	BRACKET AY	38	6502	ROD
15	6502	NUT	39	6502	LATCH
16	6502	PLUNGER	40	6502	SCREW
17	6502	SPRING	41	6502	BLOCK
18	6502	BRACKET	42	6502	SETSCREW
19	6502	PIN	43	6502	SHOE
20	6502	BRACKET	44	6502	TONGUE AY
21	6502	SHAFT AY	45	6502	SHAFT
22	6502	PIN	46	6502	BOLT
23	6502	LINK	47	6502	CLAMP
24	6502	SCREW	48	6502	PLATE

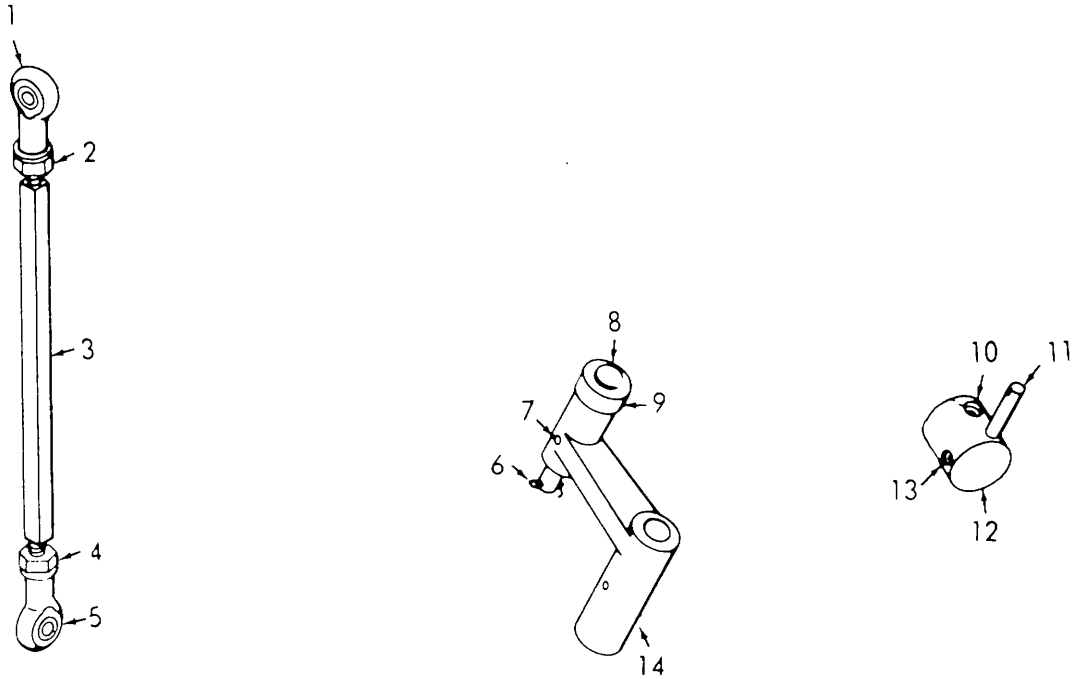


ME 3610-202-35P/37

**Figure 37. Dector Support Rod Lever.**

**INDEX TO PARTS, FIGURE 37**

Reference Number	Functional Group	Item Name
1	6502	PIN
2	6502	PIN
3	6502	FINGER
4	6502	PIN
5	6502	WASHER
6	6502	STUD
7	6502	PIN
8	6502	WASHER
9	6502	LEVER
10	6502	ROD

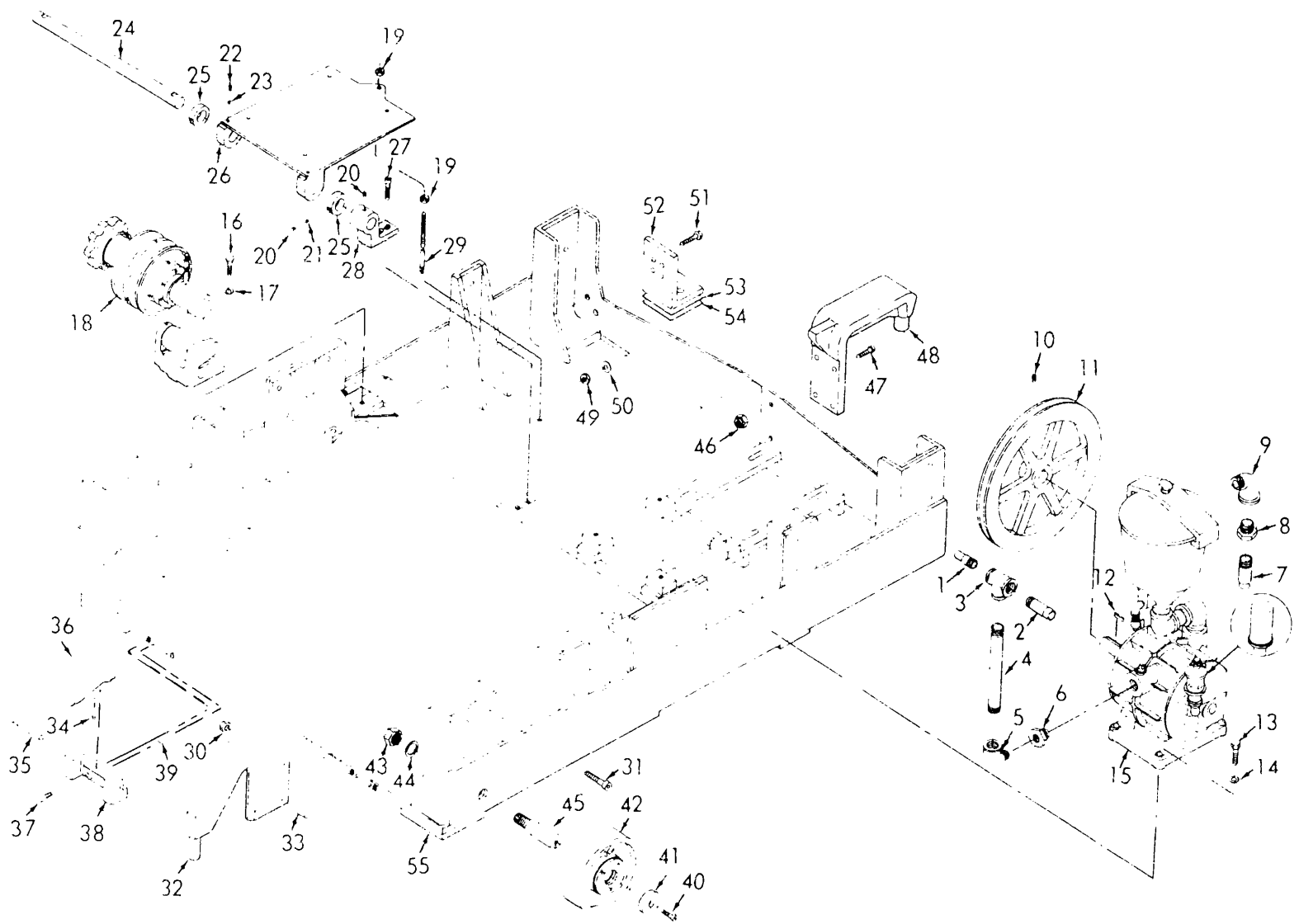


ME 3610-202-35P/38

**Figure 38. Switch Plate Cam Roller Lever and Press Counter Knob.**

**INDEX TO PARTS, FIGURE 38**

Reference Number	Functional Group	Item Name	Reference Number	Functional Group	Item Name
1	6502	ROD END	8	6502	STUD
2	6502	NUT	9	6502	ROLLER
3	6502	LINK	10	4701	SETSCREW
4	6502	NUT	11	4701	SHAFT
5	6502	ROD END	12	4701	KNOB
6	6502	PIN	13	4701	SETSCREW
7	6502	PIN	14	6502	LEVER



ME 3610-202-35P. 39

Figure 39. Base and Components.

INDEX TO PARTS, FIGURE 39

Reference Number	Functional Group	Item Name	Reference Number	Functional Group	Item Name
1	4316	NIPPLE	29	4000	STUD
2	4316	NIPPLE	30	6503	NUT
3	4316	TEE	31	6503	SCREW
4	4316	NIPPLE	32	6503	BRACKET AY
5	4316	ELBOW	33	6503	PIN
6	4316	BUSHING	34	6506	SETSCREW
7	4316	NIPPLE	35	6506	SHAFT
8	4316	BUSHING	36	6506	PLATE
9	4316	ELBOW	37	6506	SCREW
10	4319	SETSCREW	38	6506	BRACKET
11	4319	PULLEY	39	6506	PIN
12	4319	KEY	40	6503	SCREW
13	4319	SCREW	41	6503	CAP AY
14	4319	WASHER	42	6503	WHEEL AY
15	4319	PLTP AY	43	6503	NUT
16	4007	SCREW	44	6503	WASHER
17	4007	WASHER	45	6503	AXLE
18	4007	PULLEY AY	46	6503	NUT
19	4000	NUT	47	6503	SCREW
20	4000	SETSCREW	48	6503	BRACKET
21	4000	SHOE	49	6503	NUT
22	4000	SETSCREW	50	6503	WASHER
23	4000	SHOE	51	6503	SCREW
24	4000	SHAFT	52	6503	BRACKET
25	4000	COLLAR	53	6503	SHIM
26	4000	PLATE	54	6503	SHIM
27	4000	SCREW	55	6503	BASE
28	4000	BRACKET			

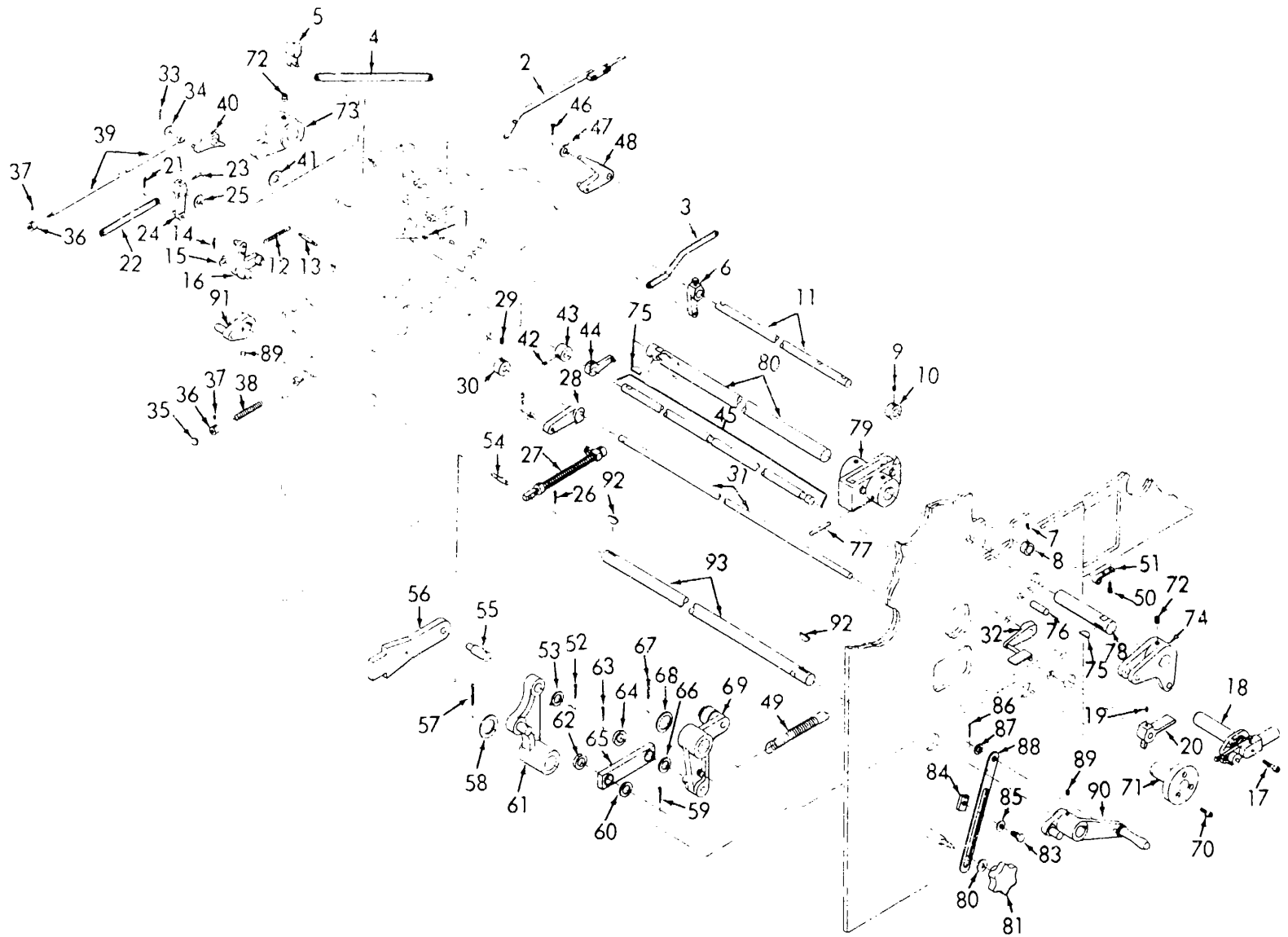
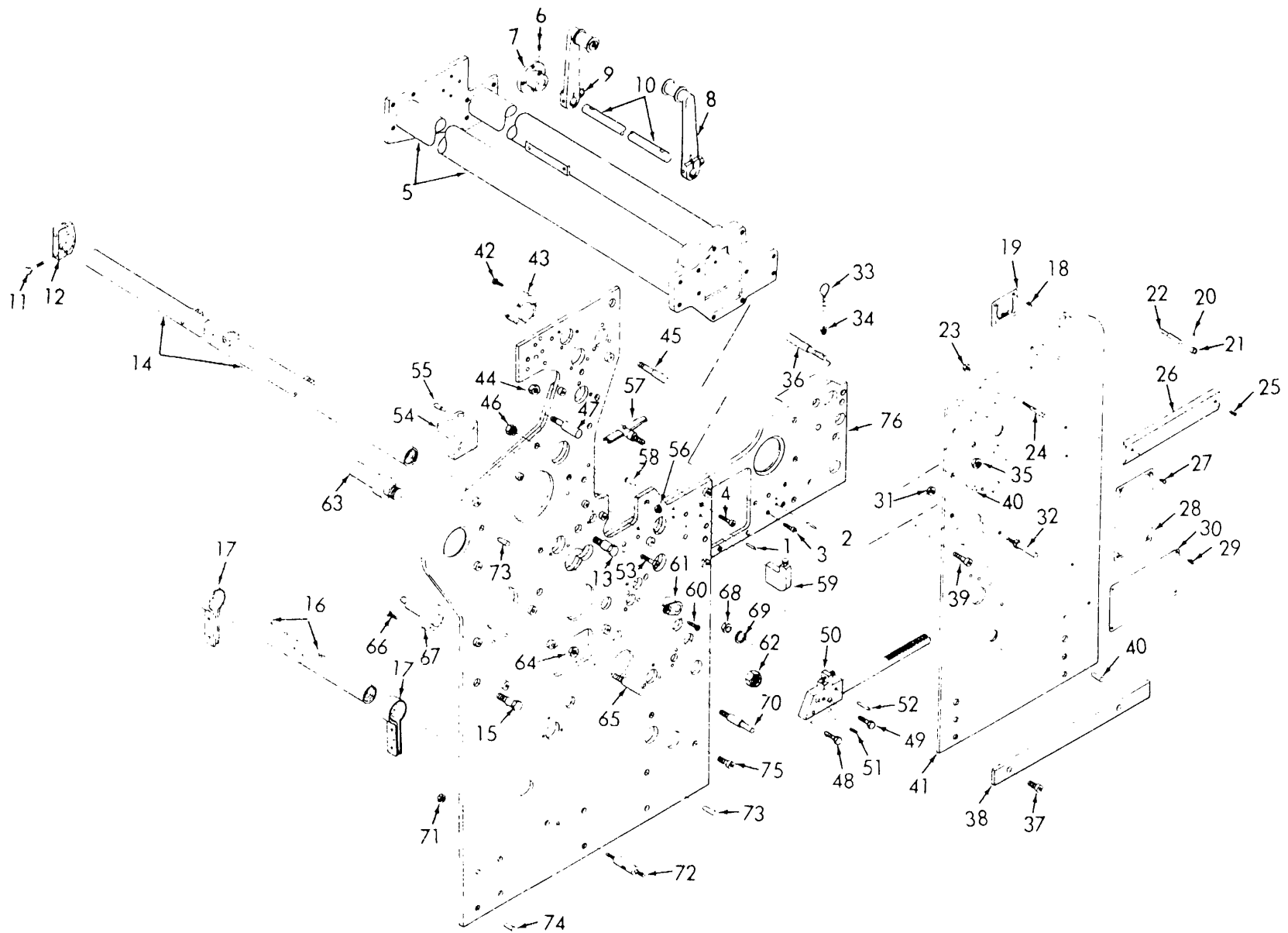


Figure 40. Dector and Trip Mechanism.

ME 3610-202-35P/40

**INDEX TO PARTS, FIGURE 40**

<b>Reference Number</b>	<b>Functional Group</b>	<b>Item Name</b>	<b>Reference Number</b>	<b>Functional Group</b>	<b>Item Name</b>	<b>Reference Number</b>	<b>Functional Group</b>	<b>Item Name</b>
1	6502	SETSCREW	32	6503	LEVER AY	63	6503	PIN
2	6502	ROD AY	33	6503	PIN	64	6503	WASHER
3	6502	LINK	34	6503	WASHER	65	6503	LINK AY
4	6502	LINK	35	6503	KNOB	66	6503	WASHER
5	6502	LEVER AY	36	6503	COLLAR	67	6503	PIN
6	6502	LEVER AY	37	6503	SETSCREW	68	6503	WASHER
7	6502	SETSCREW	38	6503	SPRING	69	6503	LEVER AY
8	6502	COLLAR	39	6503	ROD	70	6503	SCREW
9	6502	SETSCREW	40	6503	LEVER AY	71	6503	STUD AY
10	6502	COLLAR	41	6503	WASHER	72	6503	SETSCREW
11	6502	SHAFT	42	6502	SETSCREW	73	6503	LEVER
12	6502	SPRING	43	6502	COLLAR	74	6503	LEVER
13	6502	FIN	44	6502	LEVER AY	75	6503	KEY
14	6502	PIN	45	6502	SHAFT	76	6503	PIN
15	6502	WASHER	46	6503	PIN	77	6503	PIN
16	6502	LEVER AY	47	6503	WASHER	78	6503	SHAFT
17	4317	SCREW	48	6503	LATCH AY	79	6503	LEVER AY
18	4317	VALVE AY	49	6503	SPRING	80	6503	SHAFT
19	6503	SETSCREW	50	6502	SCEW	81	6503	HANDLE
20	6503	LEVER	51	6503	HOOK	82	6503	WASHER
21	6503	PIN	52	6503	PIN	83	6503	SCREW
22	6503	LINK	53	6503	WASHER	84	6503	BLOCK
23	6503	PIN	54	6501	STUD	85	6503	WASHER
24	6503	LEVER AY	55	6503	STUD	86	6503	PIN
25	6503	WASHER	56	6503	FORK	87	6503	WASHER
26	6503	PIN	57	6503	PIN	88	6503	LINK
27	6501	POPPET AY	58	6503	WASHER	89	6503	SETSCREW
28	6503	LEVER	59	6503	PIN	90	6503	HANDLE AY
29	6503	SETSCREW	60	6503	WASHER	91	6503	LEVER AU
30	6503	COLLAR	61	6503	LEVER AY	92	6503	KEY
31	6503	SHAFT	62	6503	WASHER	93	6503	SHAFT



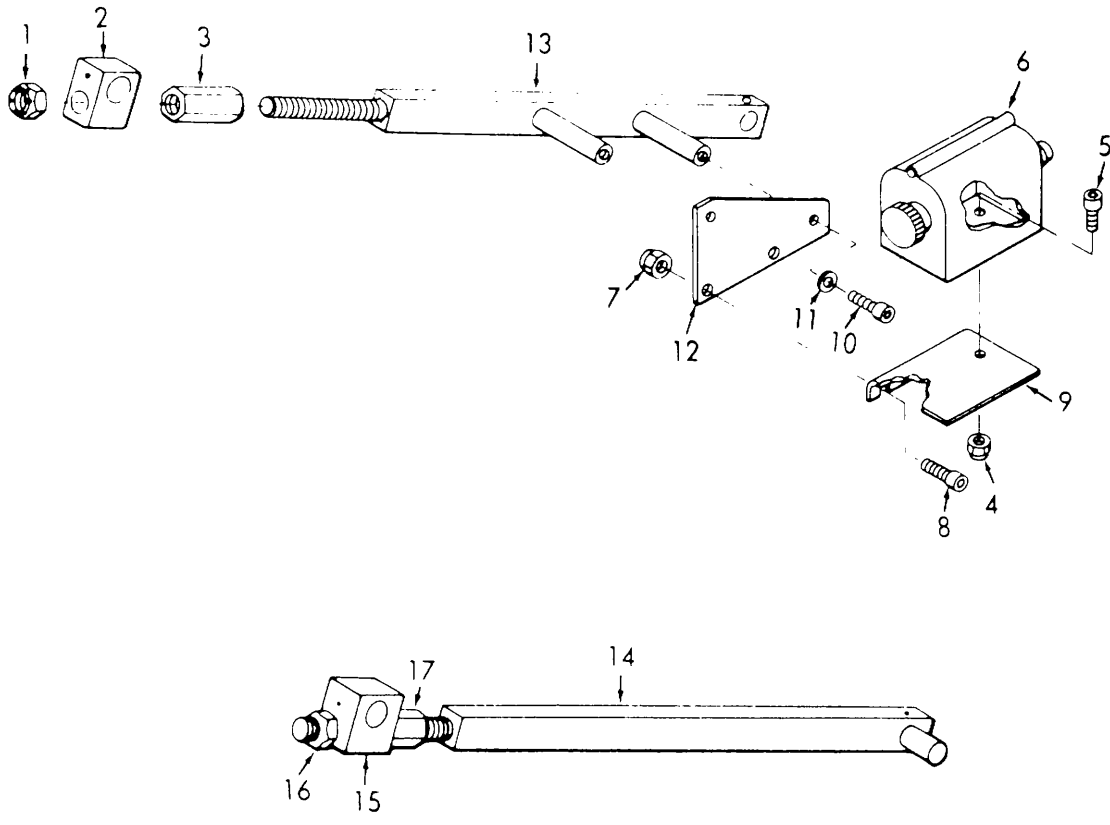
ME 3610-202-35P/41

Figure 41. Left Side Frame.



INDEX TO PARTS, FIGURE 41

Reference Number	Functional Group	Item Name	Reference Number	Functional Group	Item Name
1	6503	PIN	39	6501	SCREW
2	6503	DOWEL	40	6501	PIN
3	6503	SCREW	41	6501	FRAME
4	6503	SCREW	42	6504	SCREW
5	6503	TIE BAR AY	43	6504	BEARING
6	6502	SETSCREW	44	6504	NUT
7	6502	BEARING	45	6504	STUD
8	6502	TIGHTENER AY	46	6504	NUT
9	6502	TIGHTENER AY	47	6504	STUD
10	6502	SHAFT	48	6505	SCREW
11	6502	SCREW	49	6505	SCREW
12	6502	BRACKET	50	6505	RACK AY
13	6503	BOLT	51	6505	PIN
14	6503	BAR AY	52	6505	DOWEL
15	6503	BOLT	53	6503	SCREW
16	6503	ROD AY	54	6503	BRACKET
17	6506	CLIP	55	6503	PIN
18	2210	SCREW	56	6502	NUT
19	2210	PLATE	57	6502	STUD AY
20	6501	SETSCREW	58	6502	SCREW
21	6501	COLLAR	59	6502	BLOCK AY
22	6501	STUD	60	6505	SCREW
23	6501	NUT	61	6505	BEARING
24	6501	STUD	62	6503	NUT
25	2210	SCREW	63	6503	STUD
26	2210	PLATE	64	6503	NUT
27	2210	SCREW	65	6503	STUD
28	2210	PLATE	66	6502	SCREW
29	2210	SCREW	67	6502	BRACKET
30	2210	PLATE	68	6503	NUT
31	6501	NUT	69	6503	WASHER
32	6501	STUD	70	6503	STUD
33	6502	THUMBSCREW	71	6503	NUT
34	6502	NUT	72	6503	STUD
35	6502	NUT	73	6503	PIN
36	6502	STUD	74	6503	PIN
37	6503	SCREW	75	6503	SCREW
38	6503	PLATE	76	6503	FRAME AY

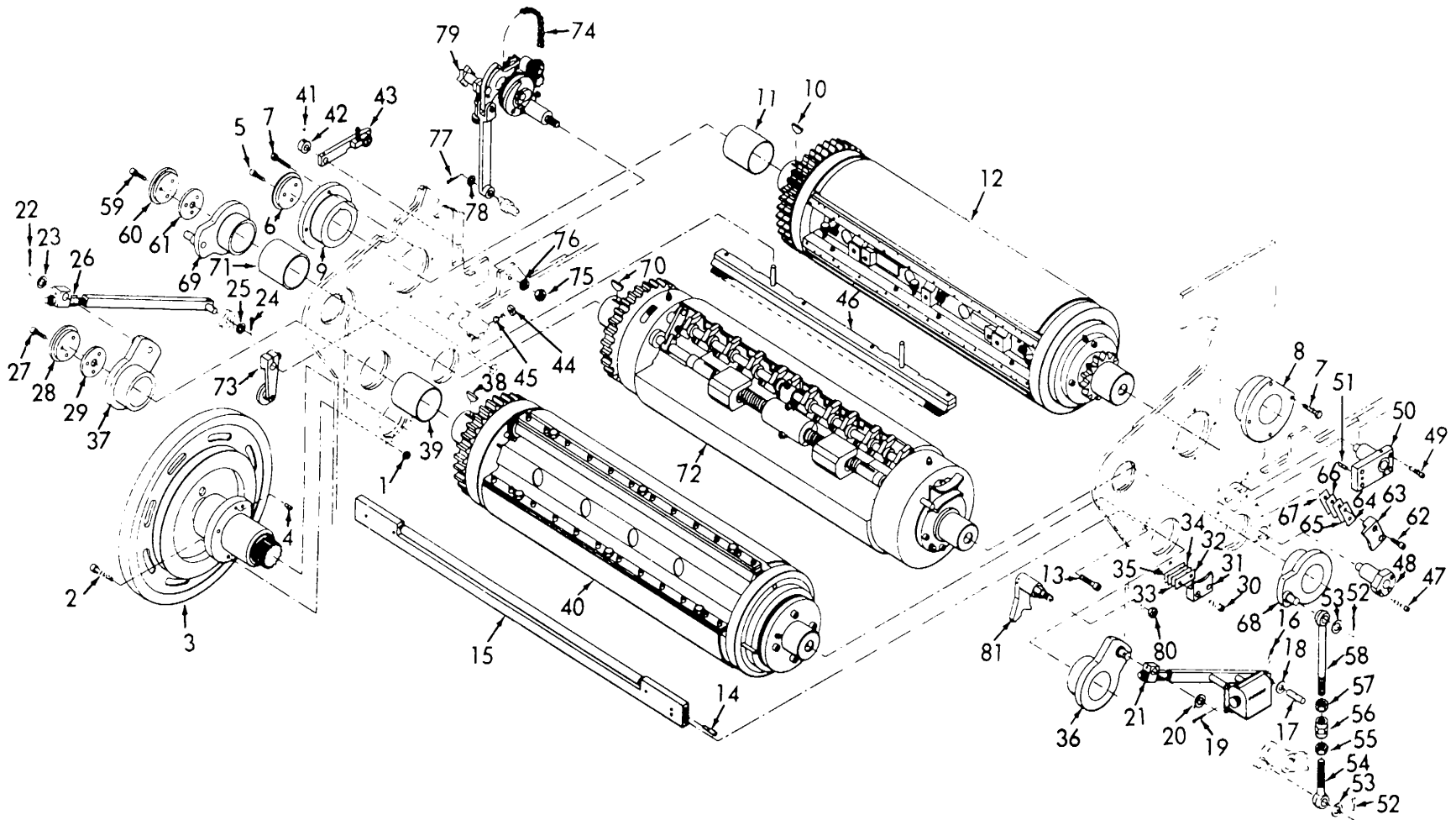


ME 3610-202-35P/42

Figure 42. Front and Rear Trip Link.

INDEX TO PARTS, FIGURE 42

Reference Number	Functional Group	Item Name	Reference Number	Functional Group	Item Name
1	6503	NUT	10	4701	SCREW
2	6503	END	11	4701	WASHER
3	6503	NUT	12	4701	PLATE
4	4701	NUT	13	6503	LINK AY
5	4701	SCREW	14	6503	LINK
6	4701	COUNTER	15	6503	END
7	4701	NUT	16	6503	NUT
8	4701	SCREW	17	6503	NUT
9	4701	PLATE			

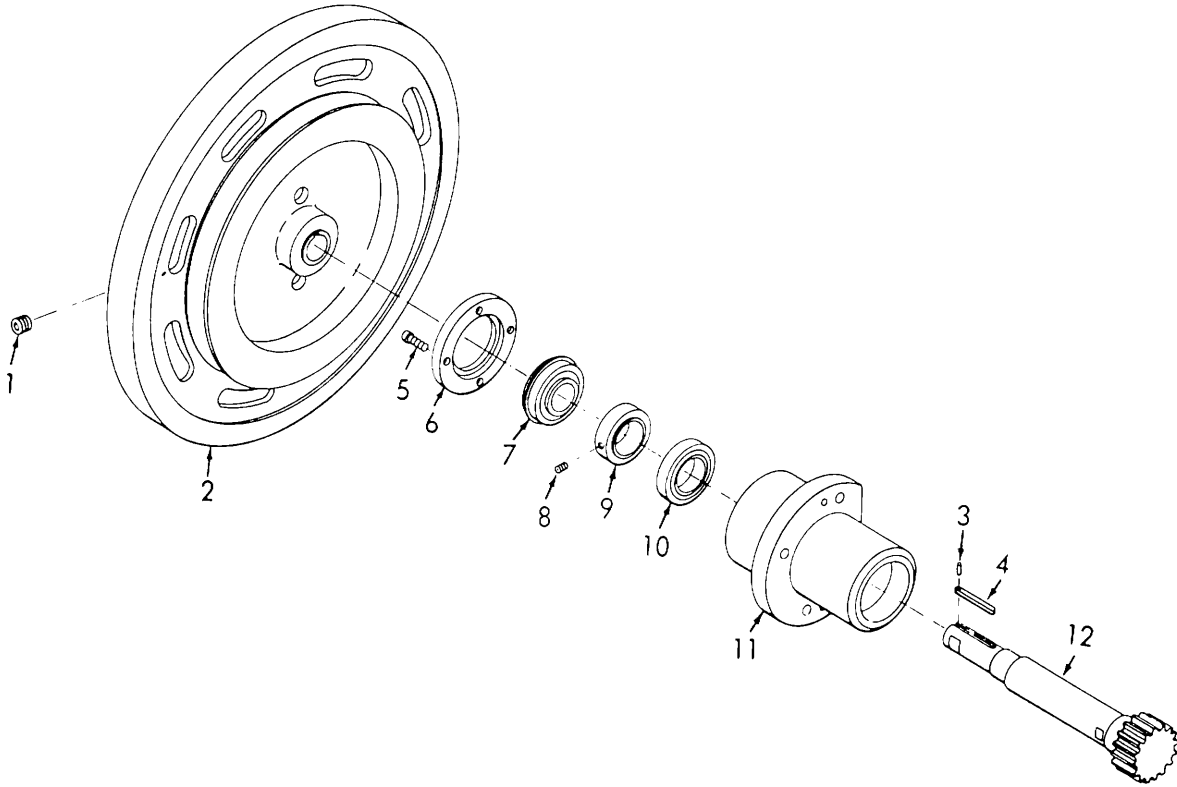


ME 3610-202-35P/43

Figure 43. Cylinder Section.

INDEX TO PARTS, FIGURE 43

Reference Number	Functional Group	Item Name	Reference Number	Functional Group	Item Name	Reference Number	Functional Group	Item Name
1	6503	NUT	28	6503	CAP	55	6503	NUT
2	6503	SCREW	29	6503	SPACER	56	6503	NUT
3	6503	SHAFT AY	30	6503	SCREW	57	6503	NUT
4	6503	DOWEL	31	6503	GIB	58	6503	LINK
5	6503	SCREW	32	6503	SHIM	59	6503	SCREW
6	6503	CAP	33	6503	SHIM	60	6503	CAP
7	6503	SCREW	34	6503	SHIM	61	6503	SPACER
8	6503	BUSHING	35	6503	SHIM	62	6503	SCREW
9	6503	BUSHING	36	6503	BFARING	63	6503	GIB
10	6503	KEY	37	6503	BEARING AY	64	6503	SHIM
11	6503	SPACER	38	6503	KEY	65	6503	SHIM
12	6503	CYLINDER AY	39	6503	SPACER	60	6503	SHIM
13	6503	SCREW	40	6503	CYLINDER AY	67	6503	SHIM
14	6503	PIN	41	6505	SETSCEW	68	6503	BEARING
15	6503	BAR AY	42	6505	COLLAR	69	6503	BEARING
16	6503	PIN	43	6505	LEVER AY	70	6503	KEY
17	6503	STUD	44	6503	SETSCREW	71	6503	SPACER
18	6503	WASHER	45	6503	NUT	72	6503	CYLIN'DER A'Y
19	6503	PIN	46	6503	BRUSH AY	73	6505	LEVER AY
20	6503	WASHER	47	6503	SCREW	74	6505	CHAIN
21	6503	COUNTER	48	6503	PIN	75	6505	NUT
22	6503	PIN	49	6503	SCREW	76	6505	WASER
23	6503	WASHER	50	6503	PIN AY	77	6505	PIN
24	6503	PIN	51	6503	DOWEL	78	6505	WASHER
25	6503	WASHER	52	6503	PIN	79	6505	ARM AY
26	6503	LINK AY	53	6503	WASHER	80	6503	NUT
27	6503	SCREW	54	6503	LINK	81	6503	LEVER STUD AY

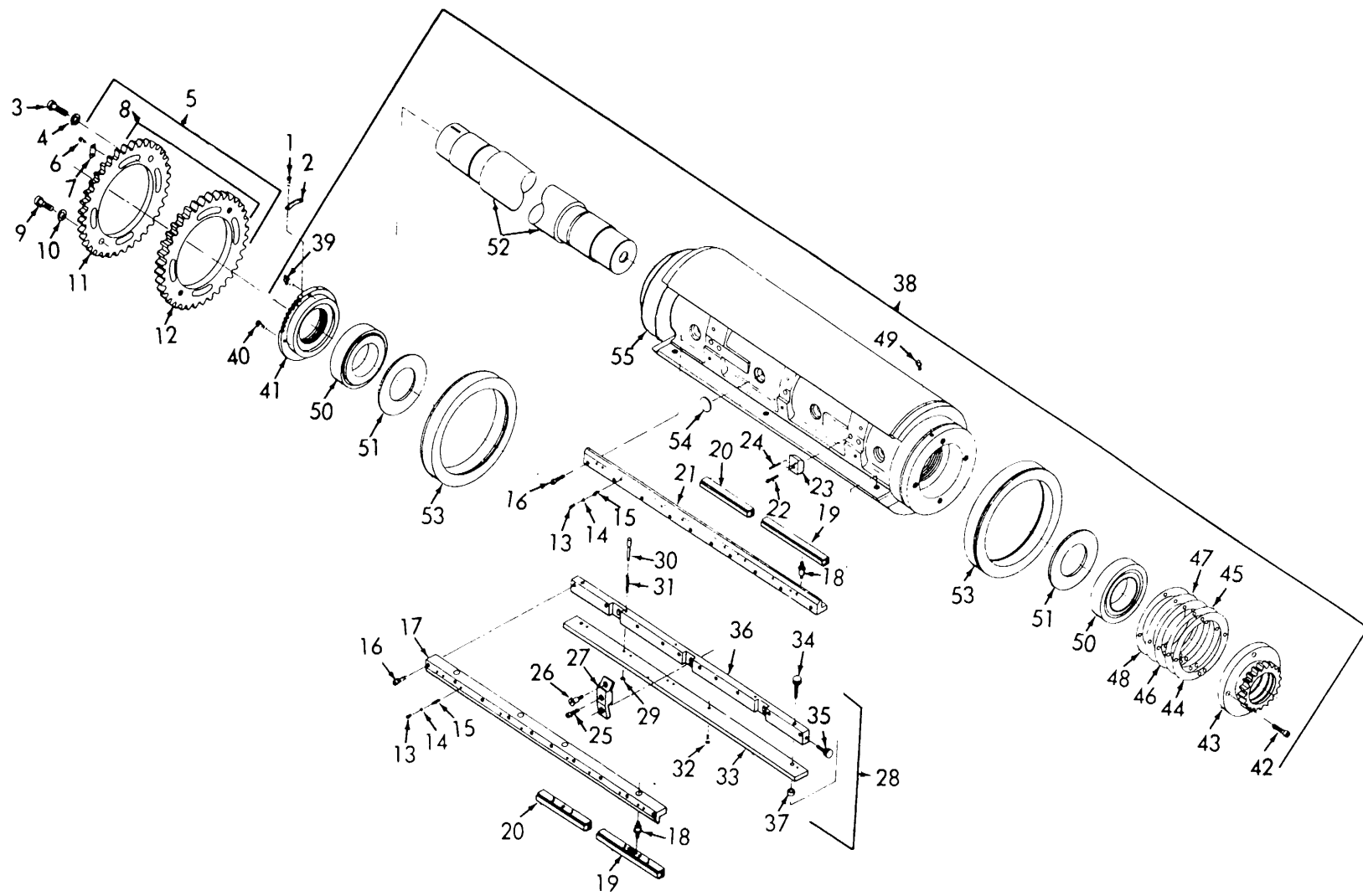


ME 3610-202-35P/44

**Figure 44. Main Drive Pinion Shaft.**

**INDEX TO PARTS, FIGURE 44**

Reference Number	Functional Group	Item Name	Reference Number	Functional Group	Item Name
1	6503	SETSCREW	7	6503	BEARING
2	6503	FLYWHEEL	8	6503	SETSCREW
3	6503	PIN	9	6503	COLLAR
4	6503	KEY	10	6503	BEARING
5	6503	SCREW	11	6503	SLEEVE
6	6503	CAP	12	6503	SHAFT

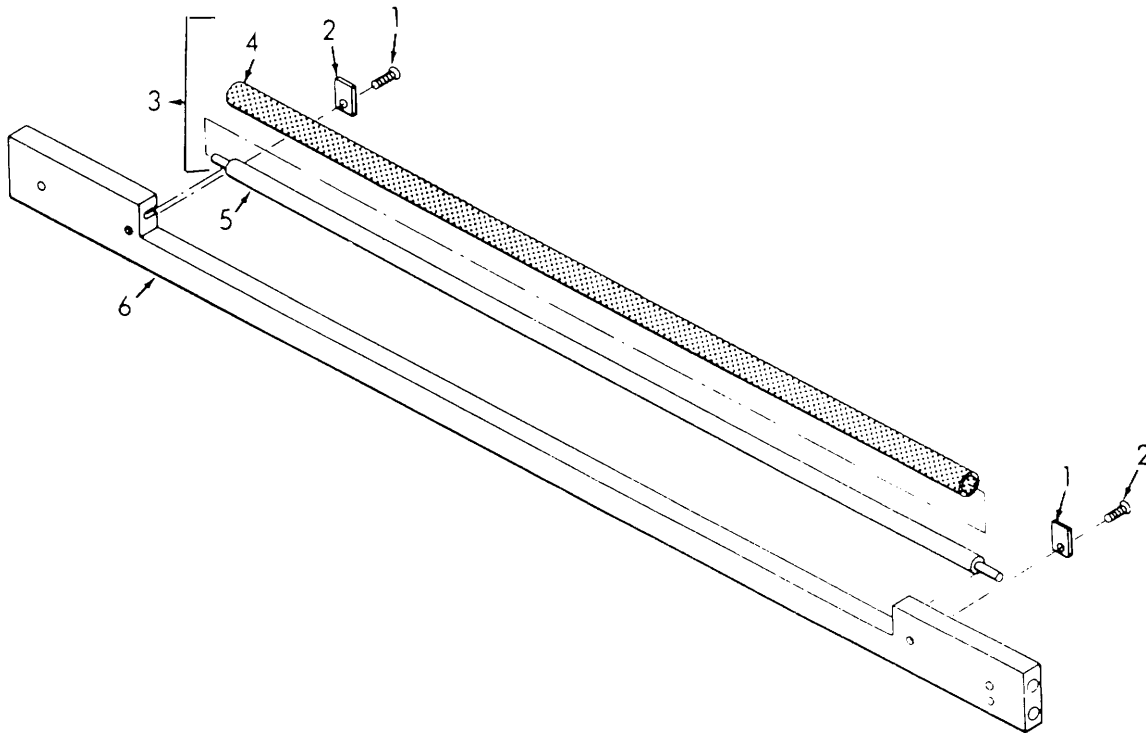


ME 3610-202-35P/45

Figure 45. Final Plate Cylinder.

INDEX TO PARTS, FIGURE 45

Reference Number	Functional Group	Item Name	Reference Number	Functional Group	Item Name
1	6503	SCREW	29	6503	RING
2	6503	SCALE	30	6503	PIN
3	6503	SCREW	31	6503	SPRING
4	6503	WASHER	32	6503	SCREW
5	6503	GEAR AY	33	6503	PLATE
6	6503	SCREW	34	6503	SCREW
7	6503	PLATE	35	6503	SCREW
8	6503	GEAR AY	36	6503	CLAMP
9	6503	SCREW	37	6503	PLUG
10	6503	WASHER	38	6503	CYLINDER-
11	6503	BLANK			SUBASSEMBLY
12	6503	BLANK	39	6503	FITTING
13	6503	SCREW	40	6503	SCREW
14	6503	SETSCREW	41	6503	CAP
15	6503	SPRING	42	6503	SCREW
16	6503	SCREW	43	6503	GEAR
17	6503	BAR	44	6503	SHIM
18	6503	KEY	45	6503	SHIM
19	6503	QUOIN	46	6503	SHIM
20	6503	QUOIN	47	6503	SHIM
21	6503	GRIPPER AY	48	6503	SHIM
22	6503	SCREW	49	6503	FITTING
23	6503	BLOCK	50	6503	BEARING
24	6503	PIN	51	6503	CLOSURE
25	6503	SCREW	52	6503	SHAFT
26	6503	STUD	53	6503	BEARER
27	6503	BRACKET	54	6503	PLUG
28	6503	CLAMP AY	55	6503	CYLINDER



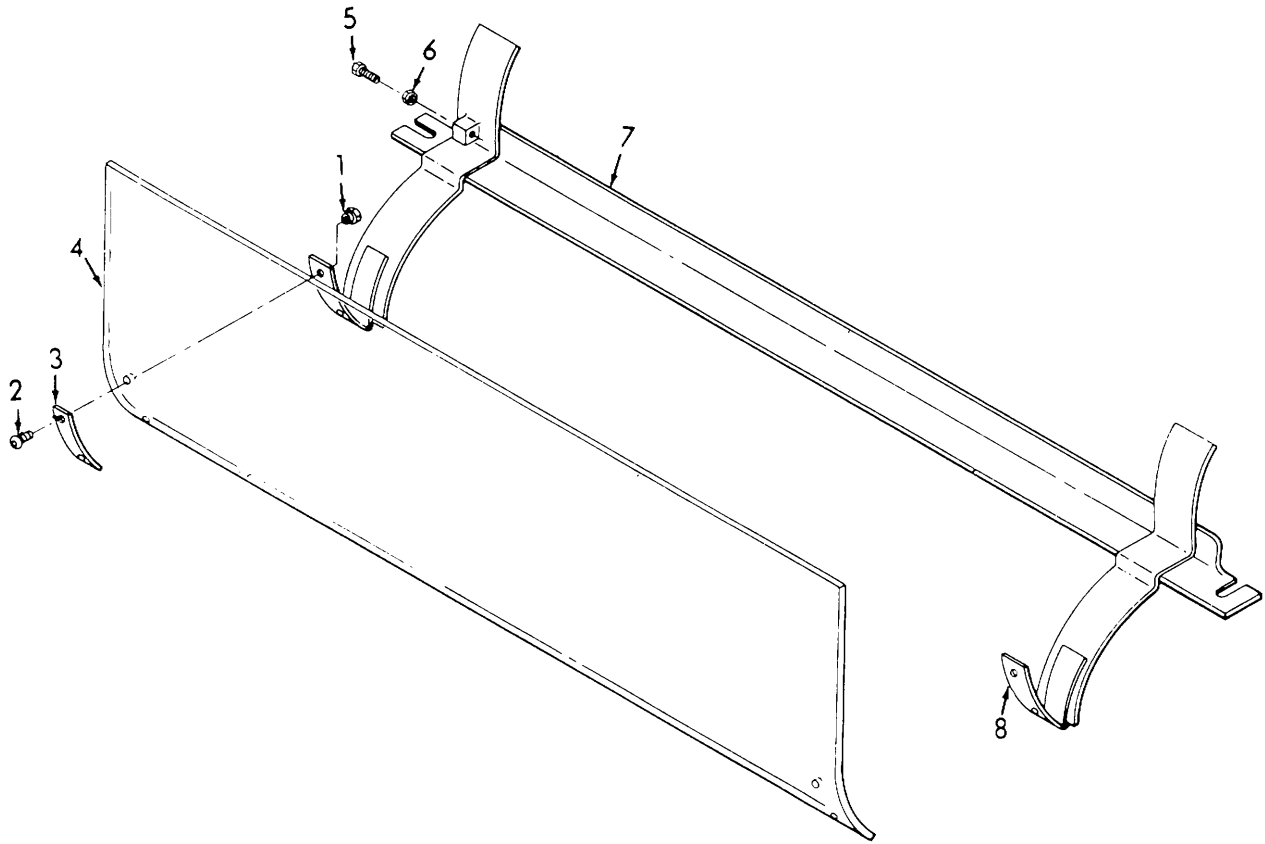
ME 3610-202-35P/46

**Figure 46. Plate and Blanket Tie Bar.**

**INDEX TO PARTS, FIGURE 46**

Reference Number	Functional Group	Item Name
1	6503	SCREW
2	6503	PLATE
3	6503	ROLLER AY
4	4316	HOSE
5	6503	SHAFT
6	6503	BAR



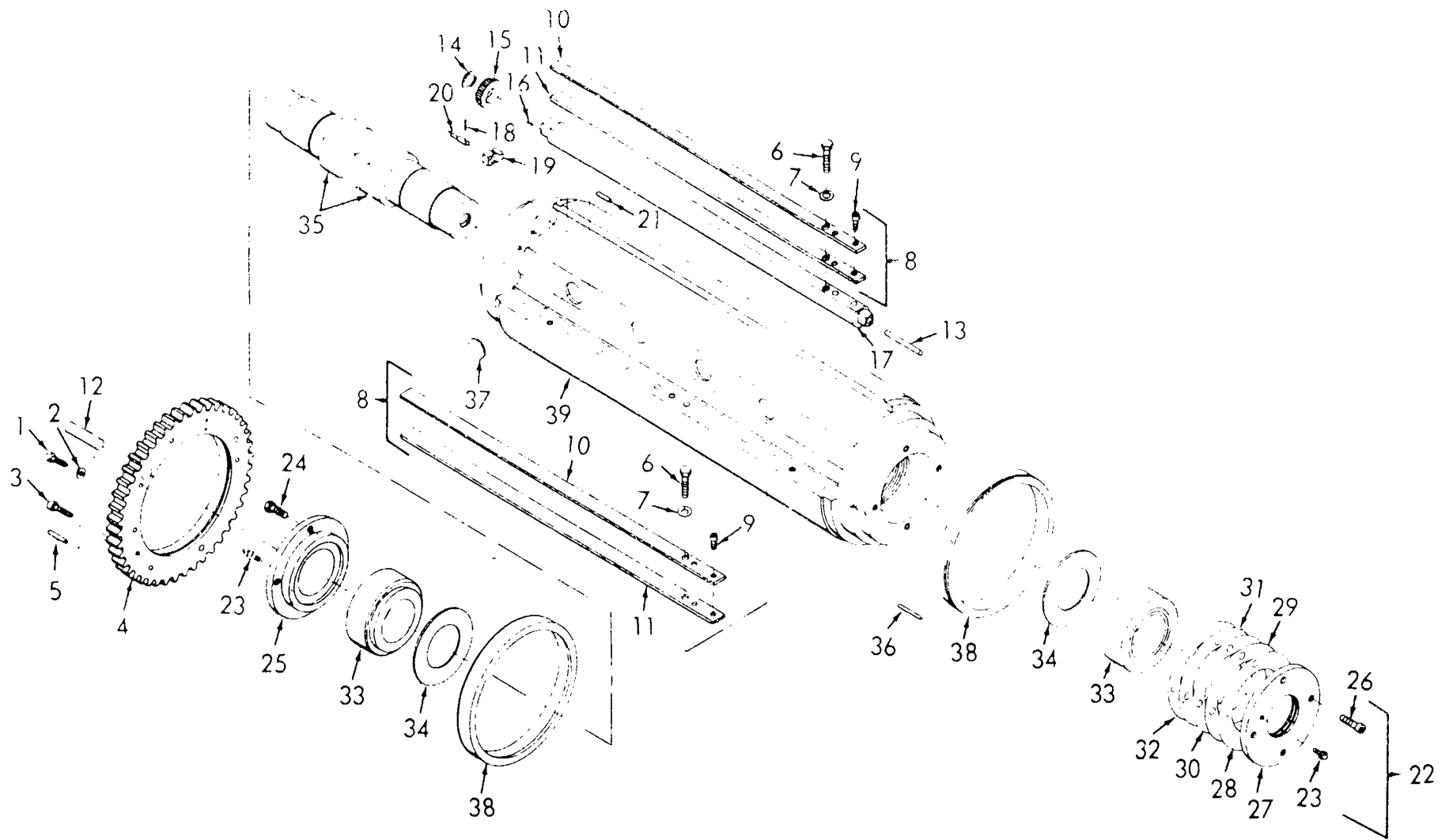


ME 3610-202-35P/47

Figure 47. Plate and Blanket Cylinder Guard.

INDEX TO PARTS, FIGURE 47

Reference Number	Functional Group	Item Name
1	6503	NUT
2	6503	SCREW
3	6503	PLATE
4	6503	GUARD
5	6503	SCREW
6	6503	NUT
7	6503	GUARD-SUBASSEMBLY
8	6503	HINGE

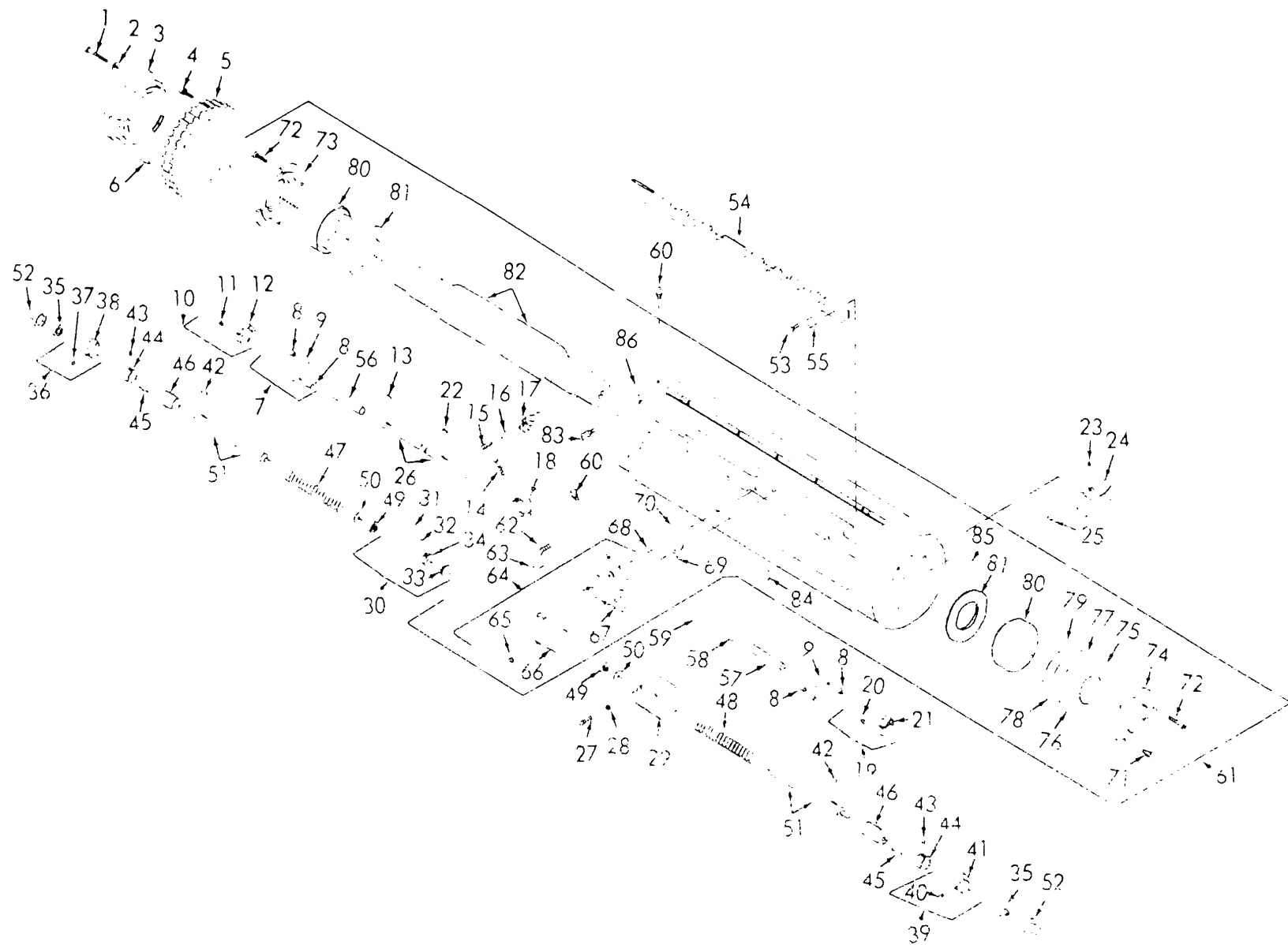


ME 3610-202-35P/48

Figure 48. Blanket Cylinder.

INDEX TO PARTS, FIGURE 48

Reference Number	Functional Group	Item Name	Reference Number	Functional Group	Item Name
1	6503	SCREW	21	6503	PIN
2	6503	WASHER	22	6503	CYLINDER- BLANKET
3	6503	SCREW			
4	6503	GEAR	23	6503	FITTING
5	6503	DOWEL	24	6503	SCREW
6	6503	SCREW	25	6503	CAP
7	6503	WASHER	26	6503	SCREW
8	6503	CLAMP AY	27	6503	CAP
9	6503	SCREW	28	6503	SHIM
10	6503	CLAMP	29	6503	SHIM
11	6503	CLAMP	30	6503	SHIM
12	6503	STUD	31	6503	SHIM
13	6503	STUD	32	6503	SHIM
14	6503	WASHER	33	6503	BEARING
15	6503	RATCHET	34	6503	CLOSURE
16	6503	KEY	35	6503	SHAFT
17	6503	ROD	36	6503	STUD
18	6503	PIN	37	6503	PLUG
19	6503	PAWL	38	6503	BEARER
20	6503	STUD	39	6503	CYLINDER- BLANKET

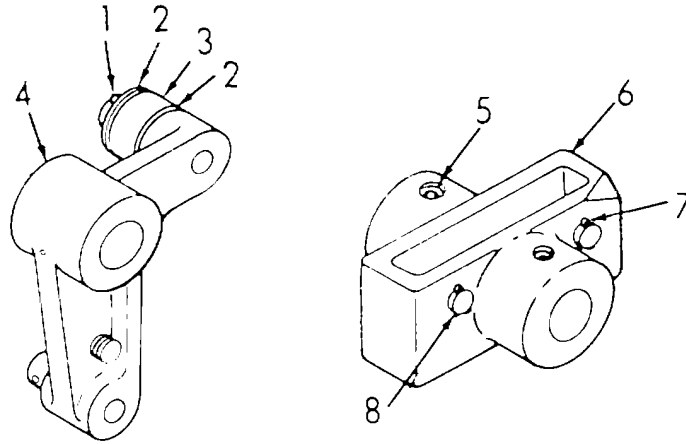


ME 3610-202-35P 49

Figure 49. Impression Cylinder

INDEX TO PARTS, FIGURE 49

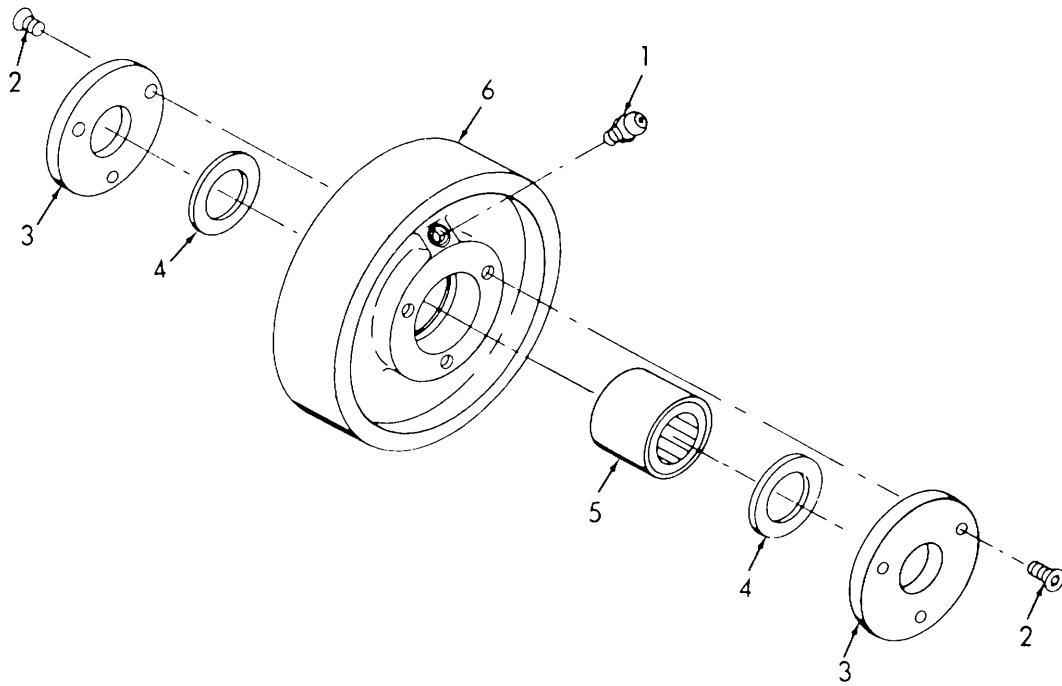
Reference Number	Functional Group	Item Name	Reference Number	Functional Group	Item Name	Reference Number	Functional Group	Item Name
1	6503	SCREW	30	6503	SCREW AY	59	6503	BEARING
2	6503	WAS!TER	31	6503	SETSCREW	60	6503	FITTING
3	6503	CAM	32	6503	SHOE	61	6503	CYLINDER AY
4	6503	SCREW	33	6503	SCREW	62	6503	SCREW
5	6503	GEAR	34	6503	SLEEVE	63	6503	DOWEL
6	6503	DOWEL	35	6503	BEARING	64	6503	BRACKET AY
7	6503	LINK	36	6503	LEVER AY	65	6503	SCREW
8	6503	BUSHING	37	6503	SETSCREW	66	6503	CAP
9	6503	LIVET	38	6503	LEVER	67	6503	BRACKET
10	6503	LEVER AY	39	6503	LEVER AY	68	6503	SHIM
11	6503	SETSCREW	40	6503	SETSCREW	69	6503	SHIM
12	6503	LEVER	41	6503	LEVER	70	6503	SHIM
13	6503	KEY	42	6503	KEY	71	6503	FITTING
14	6503	SCREW	43	6503	SETSCREW	72	6503	SCREW
15	6503	SPRING	44	6503	COLLAR	73	6503	CAP
16	6503	PLUNGER	45	6503	PIN	74	6503	RETAINER
17	6503	GRIPPER	46	6503	COLLAR	75	6503	SHIM
18	6503	BRACKET	47	6503	SPRING	76	6503	SHIM
19	6503	LEVER AY	48	6503	SPRING	77	6503	SHIM
20	6503	SETSCREW	49	6503	BEARING	78	6503	SKIM
21	6503	LEVER	50	6503	WASHER	79	6503	SHIM
22	6503	KEY	51	6503	SHAFT	80	6503	BEARING
23	6503	SETSCREW'	52	6503	HOUSING	81	6503	CLOSURE
24	6503	TUMBLER	53	6503	BOLT	82	6503	SHAFT
25	6503	KEY	54	6503	BAR	83	6503	FITTING
26	6503	SHAFT	55	6503	PIN	84	6503	PLUG
27	6503	SCREW	56	6503	BEARING	85	6503	PIN
28	6503	WASHER	57	6503	BEARING	86	6503	CYLINDER
29	6503	COUNTER-WEIGHT	58	6503	BEARING			



ME 3610-202-35P/50

Figure 50. Trip Shaft Lever and Blanket Trip Cam.

Reference Number	Functional Group	Item Name
1	6503	PIN
2	6503	WASHER
3	6503	ROLLER
4	6503	LEVER
5	6503	SETSCREW
6	6503	LEVER
7	6503	PIN
8	6503	PIN

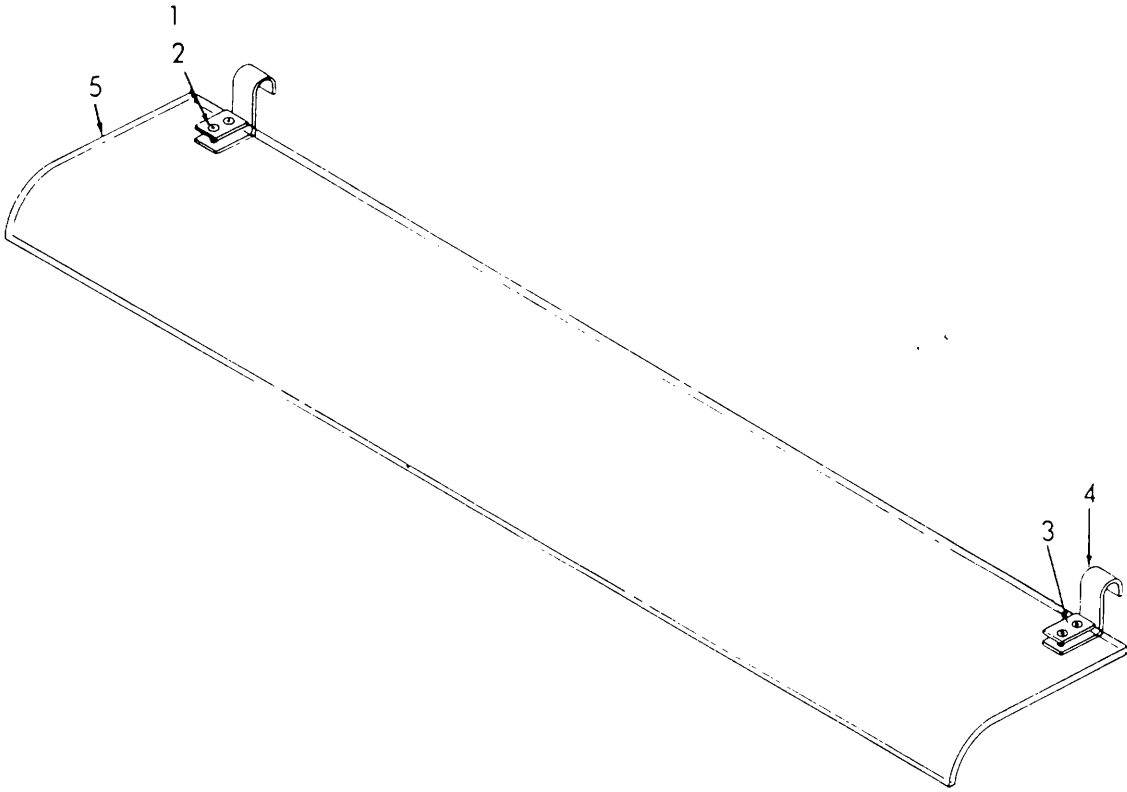


ME 3610-202-35P/51

**Figure 51. Press Wheel.**

INDEX TO PARTS, FIGURE 51

Reference Number	Functional Group	Item Name
1	6503	FITTING
2	6503	SCREW
3	6503	CAP
4	6503	WASHER
5	6503	BEARING
6	6503	WHEEL



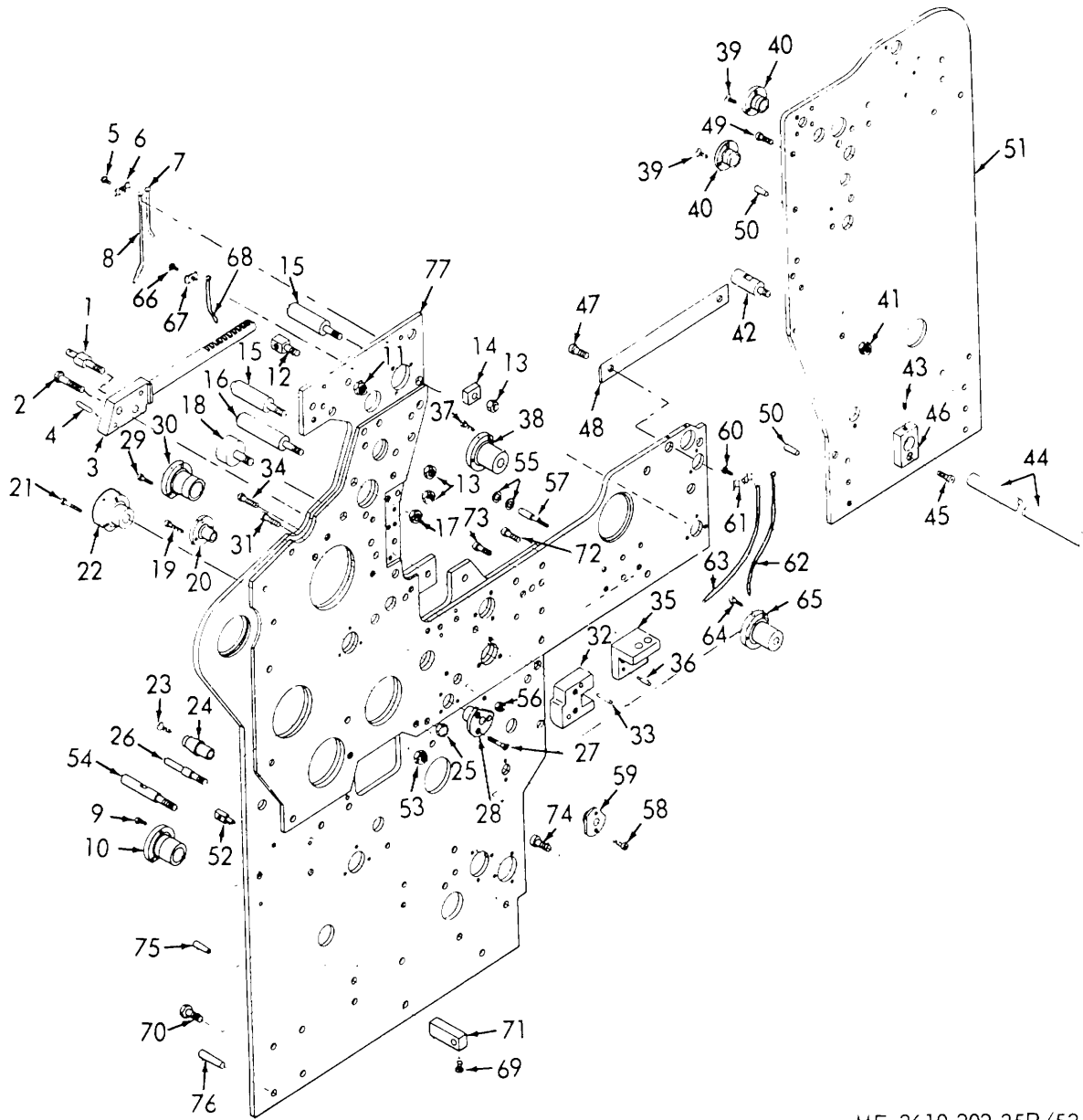
ME 3610-202-35P /52

**Figure 52. Ink Distributor Roller Guard.**

INDEX TO PARTS, FIGURE 52

Reference Number	Functional Group	Item Name
1	6504	NUT
2	6504	SCREW
3	6504	PLATE
4	6504	CLIP
5	6504	GUARD



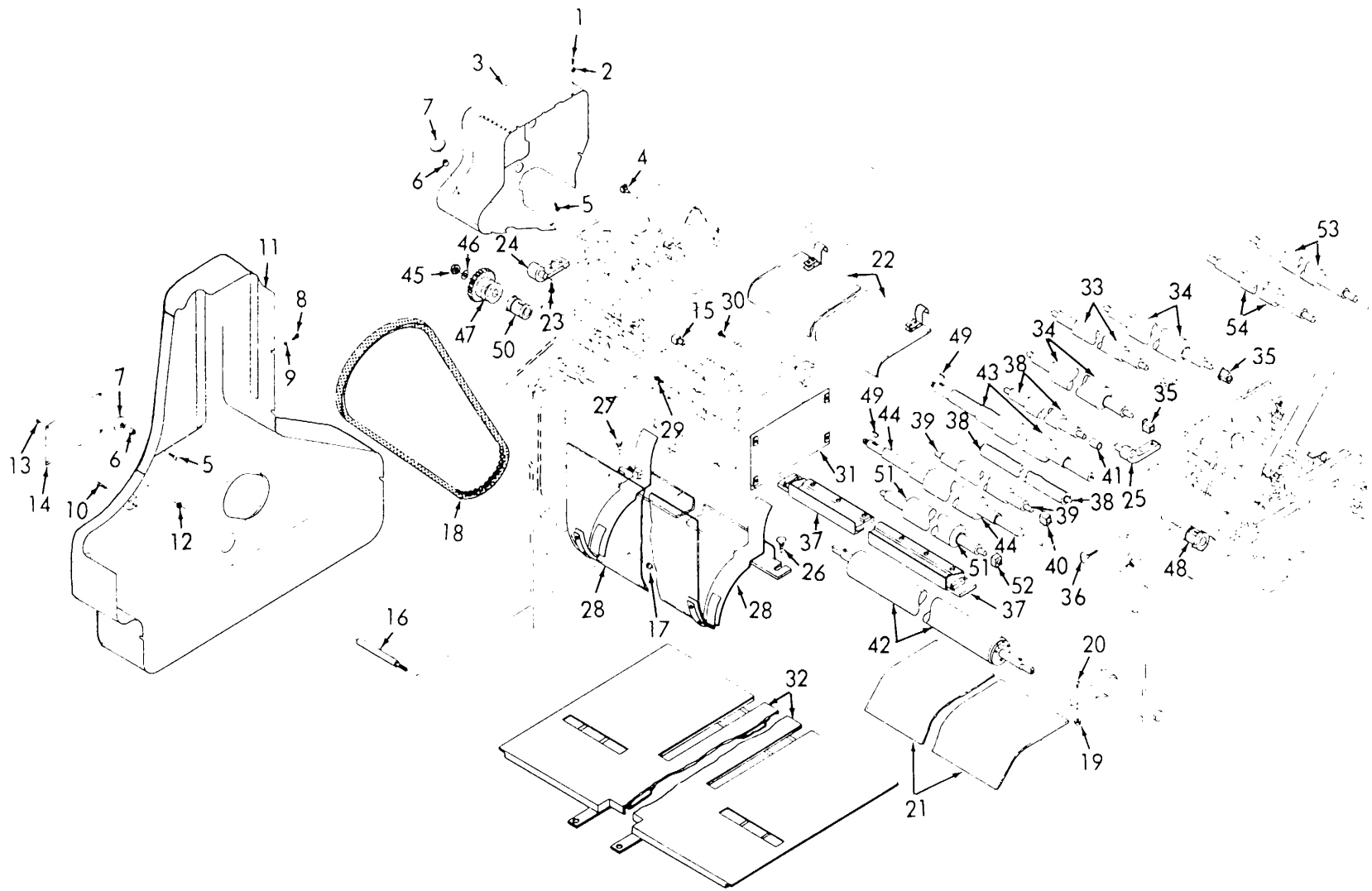


ME 3610-202-35P/53

Figure 53. Right Side Frame.

INDEX TO PARTS, FIGURE 53

Reference Number	Functional Group	Item Name	Reference Number	Functional Group	Item Name
1	6505	STUD	40	6501	BEARING
2	6505	SCREW	41	4317	NUT
3	6505	RACK	42	4317	STUD
4	6505	DOWEL	43	6501	SETSCREW
5	6504	SCREW	44	6501	SHAFT
6	6504	CLAMP	45	6501	SCREW
7	6504	TUBE	46	6501	BLOCK
8	6504	TUBE	47	6503	SCREW
9	6503	SCREW	48	6503	PLATE
10	6503	BEARING	49	6501	SCREW
11	6504	NUT	50	6501	PIN
12	6504	POPPET	51	6501	FRAME
13	6504	NUT	52	6503	POPPET
14	6504	SPACER	53	6505	NUT
15	6504	STUD	54	6505	STUD
16	6504	STUD	55	6503	WASHER
17	6504	NUT	56	6503	NUT
18	6504	HOUSING	57	6503	STUD
19	6502	SCREW	58	6503	SCREW
20	6502	BEARING	59	6503	BEARING
21	6504	SCREW	60	6504	SCREW
22	6504	BEARING	61	6504	CLAMP
23	6505	SCREW	62	6503	TUBE
24	6505	BEARING	63	6503	TUBE
25	6502	NUT	64	6506	SCREW
26	6502	STUD	65	6506	BEARING
27	6503	SCREW	66	6504	SCREW
28	6503	BEARING	67	6504	CLAMP
29	6503	SCREW	68	6504	TUBE
30	6503	BEARING	69	6506	SETSCREW
31	6503	SCREW	70	6506	SCREW
32	6503	BRACKET	71	6506	POST
33	6503	DOWEL	72	6503	SCREW
34	6503	SCREW	73	6503	SCREW
35	6503	BRACKET	74	6503	SCREW
36	6503	PIN	75	6503	PIN
37	6502	SCREW	76	6503	PIN
38	6502	BEARING	77	6503	FRAME AY
39	6501	SCREW			

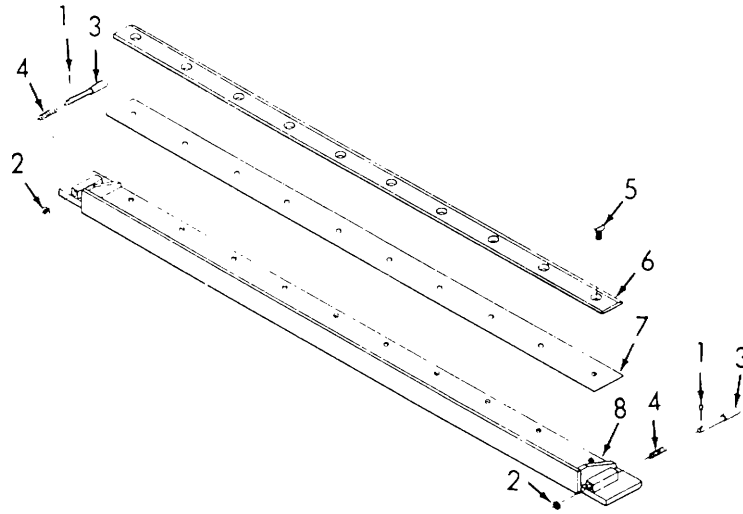


ME 3610-202-35P/54

Figure 54. Guards and Rollers.

INDEX TO PARTS, FIGURE 54

Reference Number	Functional Group	Item Name	Reference Number	Functional Group	Item Name
1	6504	SCREW	28	6503	GUARD AY
2	6504	WASHER	29	6502	SCREW
3	6504	GUARD	30	6502	SCREW
4	6504	POPPET	31	6502	GUARD AY
5	6503	SCREW	32	6506	PLATE AY
6	6503	SPACER	33	6504	ROLLER AY
7	6503	KNOB	34	6504	ROLLER
8	6503	SCREW	35	6504	BEARING
9	6503	WASHER	36	6504	THUMBSCREW
10	6503	SCREW	37	6504	WASHUP MACHINE
11	6503	GUARD AY	38	6504	ROLLER
12	2210	NUT	39	6504	ROLLER AY
13	2210	SCREW	40	6504	BEARING
14	2210	PLATE	41	6504	BUSHING
15	6503	POPPET	42	6504	ROLLER AY
16	6503	POST	43	6504	ROLLER AY
17	6503	NUT	44	6504	ROLLER AY
18	4007	BELT	45	6504	TQTT
19	6506	NUT	46	6504	WASHER
20	6506	SCREW	47	6504	GEAR
21	6506	GUARD	48	6504	SLEEVE
22	6504	GUARD AY	49	6504	KEY
23	6504	SCREW	50	6504	SLEEVE
24	6504	BRACKET AY	51	6504	ROLLER
25	6504	BRACKET AY	52	6504	3EA.RING
26	6503	THUMBSCREW4	53	6505	ROLLER AY
27	6503	SCREW	54	6505	ROLLER AY

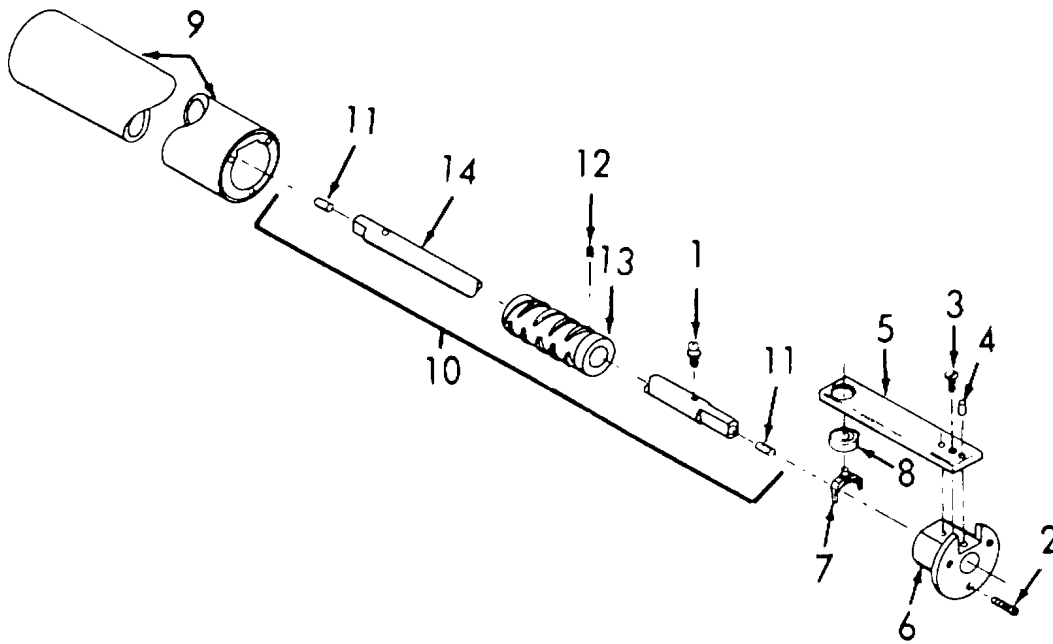


ME 3610-202-35P/55

**Figure 55. Wash-Up Machine.**

INDEX TO PARTS, FIGURE 55

Reference Number	Functional Group	Item Name
1	6504	PIN
2	6504	WASHER
3	6504	PLUNGER
4	6504	SPRING
5	6504	SCREW
6	6504	CLAMP
7	6504	BLADE
8	6504	BACK AY

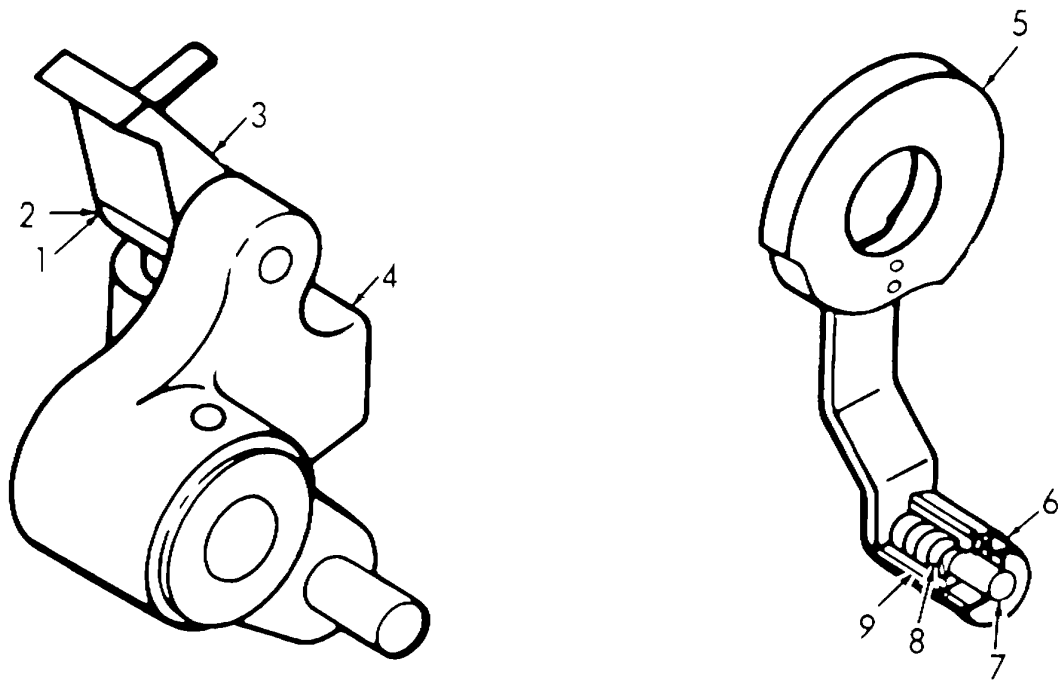


ME 3610-202-35P/56

Figure 56. Auxiliary Vibrator Roller.

INDEX TO PARTS, FIGURE 56

Reference Number	Functional Group	Item Name
1	6504	FITTING
2	6504	SCREW
3	6504	SCREW
4	6504	PIN
5	6504	PLATE
6	6504	BEARING
7	6504	FOLLOWER
8	6504	BEARING
9	6504	SHELL
10	6504	SHAFT AY
11	6504	PLUG
12	6504	SETSCREW
13	6504	SCREW
14	6504	SHAFT

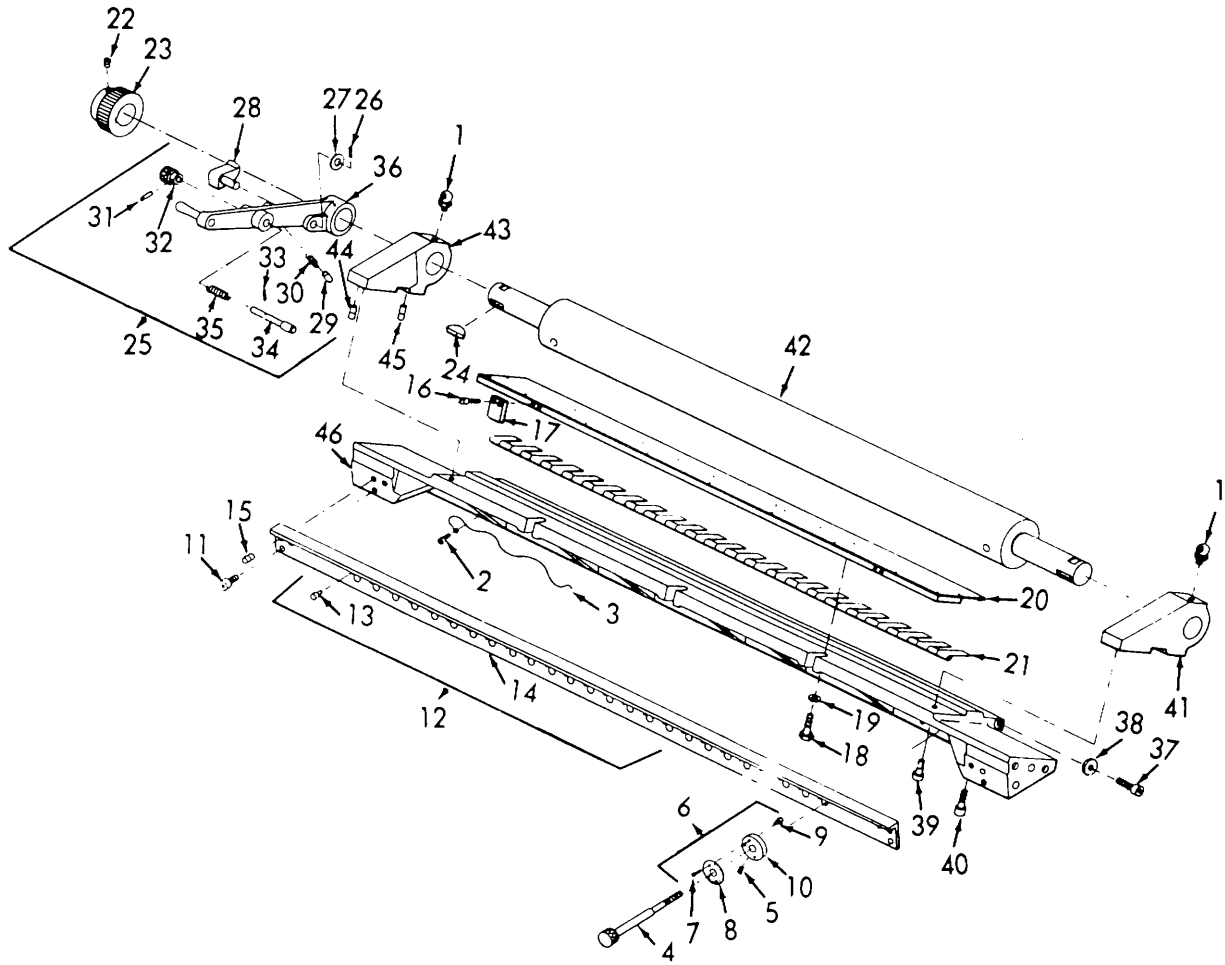


ME 3610-202-35P/57

Figure 57. Ink Ratchet Lever and Pawl Control Knob.

INDEX TO PARTS, FIGURE 57

Reference Number	Functional Group	Item Name
1	6504	PIN
2	6504	WASHER
3	6504	PAWL AY
4	6504	LEVER- SUBASSEMBLY
5	6504	ARM AY
6	6504	PIN
7	6504	PLUNGER
8	6504	SPRING
9	6504	KNOB



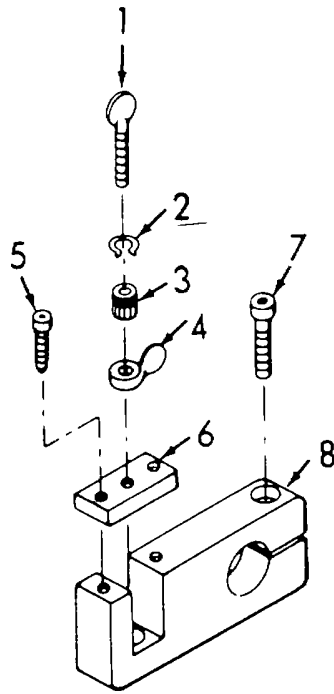
ME 3610-202-35P/58

Figure 58. Ink Fountain.



INDEX TO PARTS, FIGURE 58

Reference Number	Functional Group	Item Name	Reference Number	Functional Group	Item Name
1	6504	FITTING	24	6504	KEY
2	6504	SCREW	25	6504	LEVER AY
3	6504	WIRE	26	6504	PIN
4	6504	SCREW	27	6504	WASHER
5	6504	SETSCREW	28	6504	PAWL AY
6	6504	DISC AY	29	6504	PLUNGER
7	6504	SCREW	30	6504	SPRING
8	6504	PLATE	31	6504	PIN
9	6504	PIN	32	6504	KNOB
10	6504	DISC	33	6504	PIN
11	6504	SCREW	34	6504	PIN
12	6504	BRACKET AY	35	6504	SPRING
13	6504	PIN	36	6504	LEVER
14	6504	BRACKET	37	6504	SCREW
15	6504	DOWEL	38	6504	WASHER
16	6504	SCREW	39	6504	SCREW
17	6504	PLATE	40	6504	SCREW
18	6504	SCREW	41	6504	CHEEKPIECE
19	6504	WASHER	42	6504	ROLLER AY
20	6504	BLADE	43	6504	CHEEKPIECE
21	6504	ROD AY	44	6504	DOWEL
22	6504	SETSCREW	45	6504	DOWEL
23	6504	RATCHET	46	6504	BACK

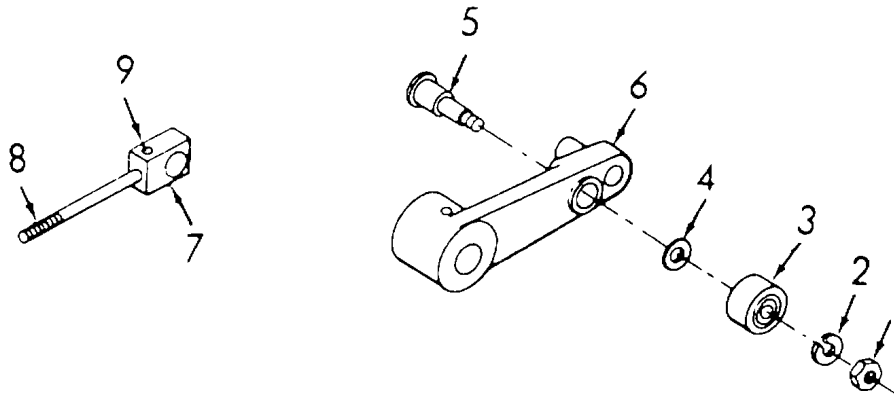


ME 3610-202-35P/59

Figure 59. Distributor Roller Support Bracket.

INDEX TO PARTS, FIGURE 59

Reference Number	Functional Group	Item Name
1	6504	THUMBSCREW
2	6504	RING
3	6504	NUT
4	6504	LOCKNUT
5	6504	SCREW
6	6504	CAP
7	6504	SCREW
8	6504	BRACKET

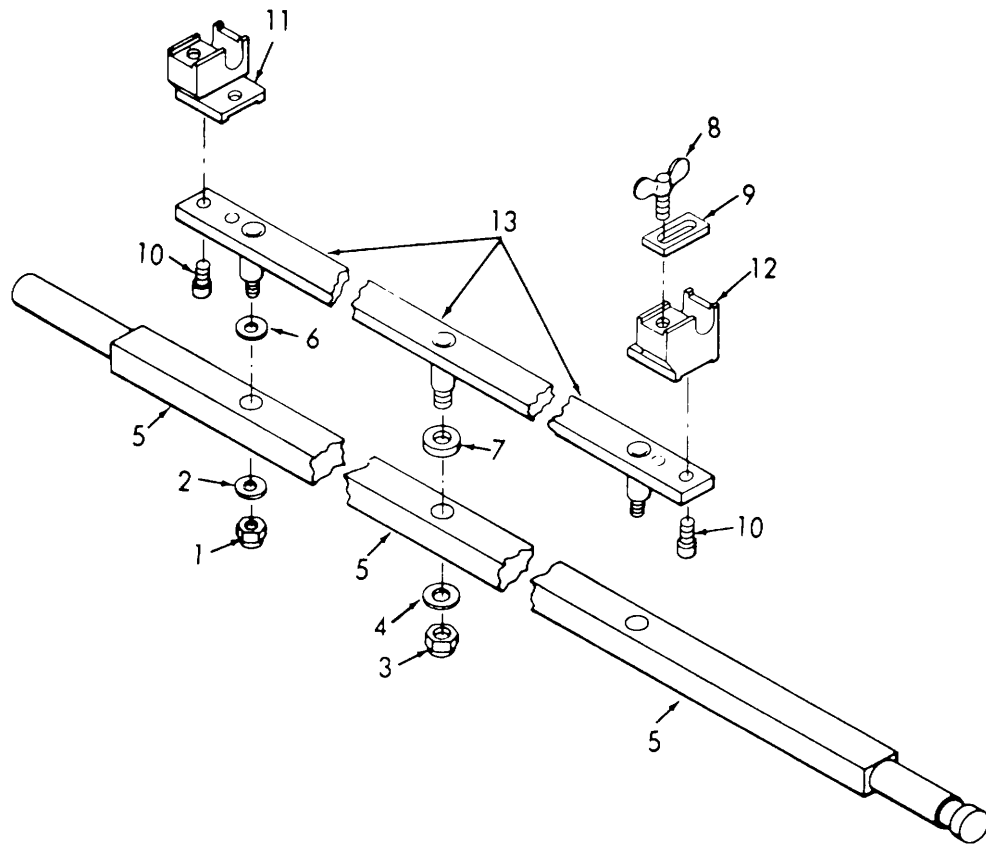


ME 3610-202-35P/60

Figure 60. Ink Ductor, Cam Lever and Lever Spring Rod.

INDEX TO PARTS, FIGURE 60

Reference Number	Functional Group	Item Name
1	6504	NUT
2	6504	WASHER
3	6504	BEARING
4	6504	WASHER
5	6504	STUD
6	6504	LEVER-SUBASSEMBLY
7	6504	HEAD
8	6504	ROD
9	6504	PIN

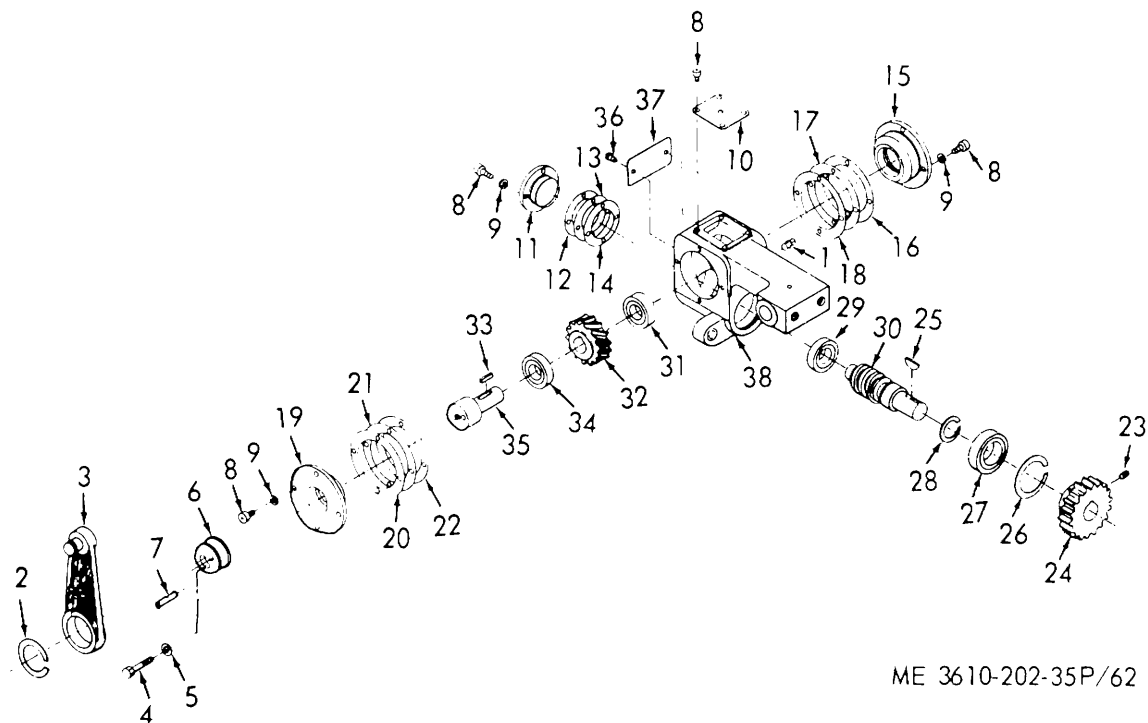


ME 3610-202-35P/61

**Figure 61. Ink Ductor Bar.**

INDEX TO PARTS, FIGURE 61

Reference Number	Functional Group	Item Name	Reference Number	Functional Group	Item Name
1	6504	NUT	8	6504	THUMBSCREW
2	6504	WASHER	9	6504	CAP
3	6504	NUT	10	6504	SCREW
4	6504	WASHER	11	6504	BEARING
5	6504	BAR	12	6504	BEARING
6	6504	WASHER	13	6504	PLATE AY
7	6504	WASHER			

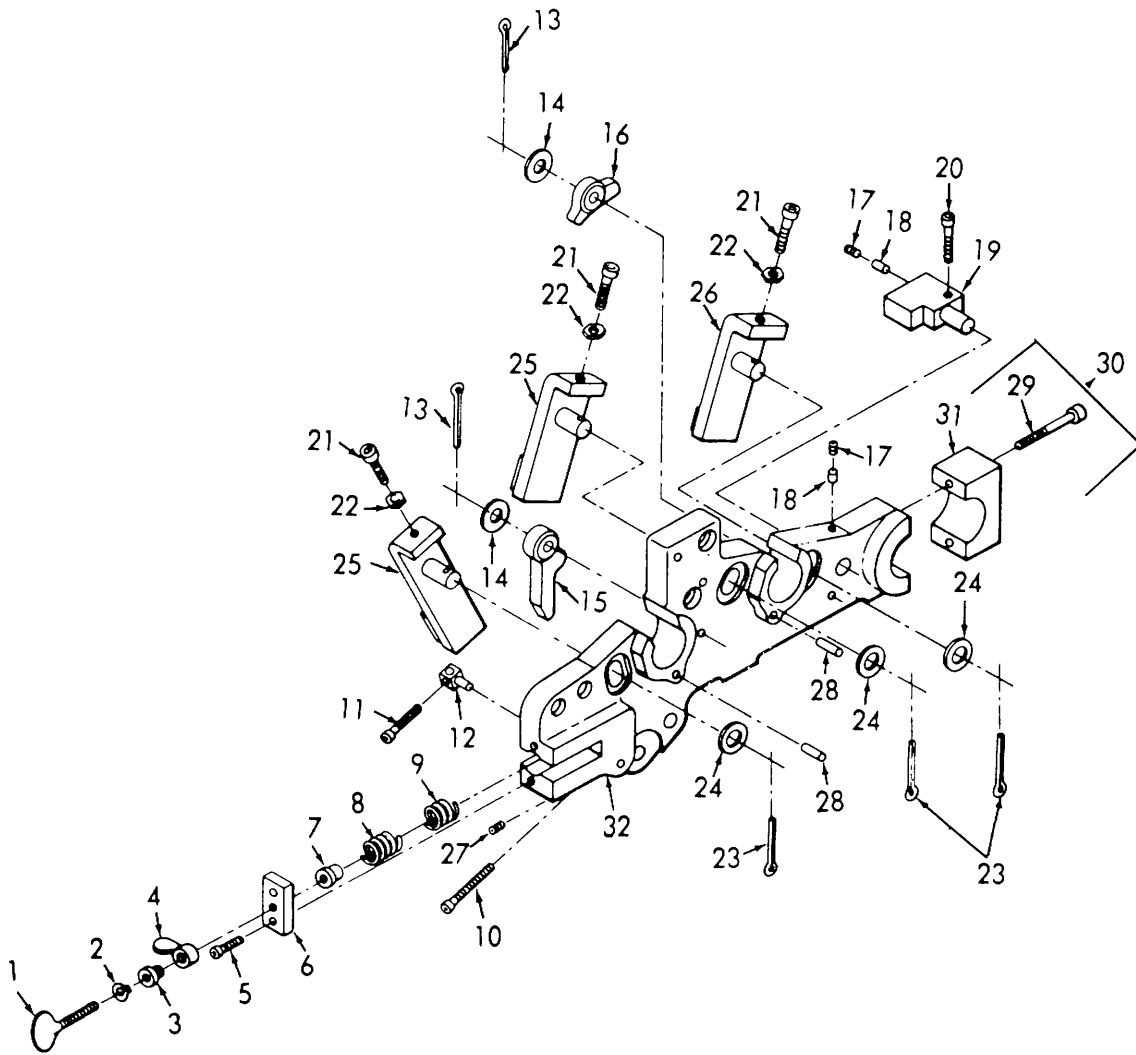


ME 3610-202-35P/62

**Figure 62. Vibrator Worm and Gear Housing.**

INDEX TO PARTS, FIGURE 62

Reference Number	Functional Group	Item Name	Reference Number	Functional Group	Item Name
1	6504	PLUG	20	6504	SHIM
2	6504	RING	21	6504	SHIM
3	6504	LINK AY	22	6504	SHIM
4	6504	SCREW	23	6504	SETSCREW
5	6504	WASHER	24	6504	GEAR
6	6504	LINK	25	6504	KEY
7	6504	PIN	26	6504	RING
8	6504	SCREW	27	6504	BEARING
9	6504	WASHER	28	6504	RING
10	6504	COVER	29	6504	BEARING
11	6504	CAP	30	6504	WORM
12	6504	SHIM	31	6504	BEARING
13	6504	SHIM	32	6504	GEAR
14	6504	SHIM	33	6504	KEY
15	6504	CAP	34	6504	BEARING
16	6504	SHIM	35	6504	SHAFT
17	6504	SHIM	36	2210	SCREW
18	6504	SHIM	37	2210	PLATE
19	6504	CAP	38	6504	HOUSING

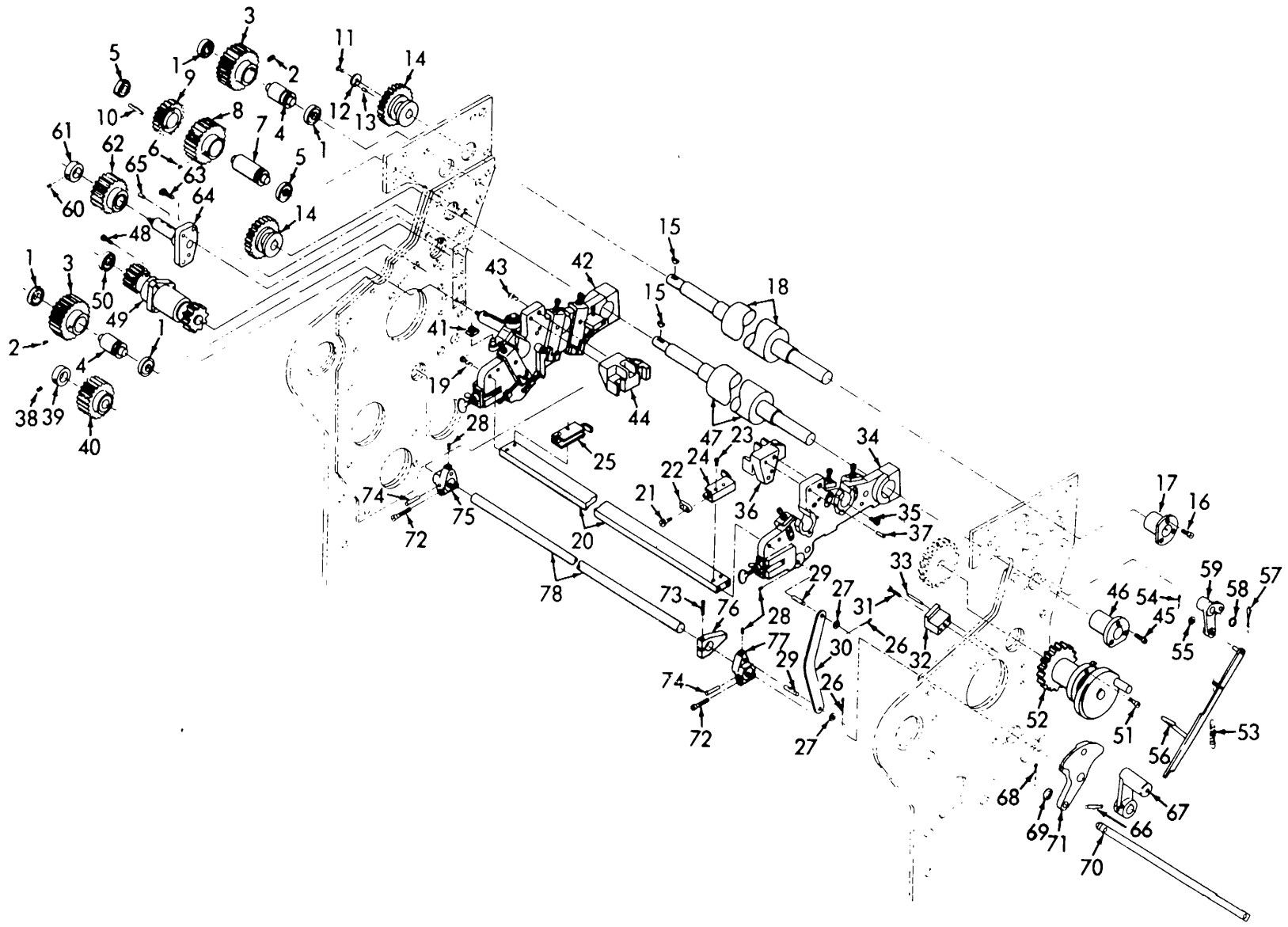


ME 3610-202-35P/63

Figure 63. Front Ink Roller Bracket.

INDEX TO PARTS, FIGURE 63

Reference Number	Functional Group	Item Name	Reference Number	Functional Group	Item Name
1	6504	THUMBSCREW	17	6504	SETSCREW
2	6504	RING	18	6504	PAD
3	6504	NUT	19	6504	POPPET
4	6504	LOCKNUT	20	6504	SCREW
5	6504	SCREW	21	6504	SCREW
6	6504	PLATE	22	6504	NUT
7	6504	CAP	23	6504	PIN
8	6504	SPRING	24	6504	WASHER
9	6504	SPRING	25	6504	BRACKET AY
10	6504	SCREW	26	6504	BRACKET AY
11	6504	SCREW	27	6504	SETSCREW
12	6504	POPPET AY	28	6504	PIN
13	6504	PIN	29	6504	SCREW
14	6504	WASHER	30	6504	BRACKET AY
15	6504	LEVER	31	6504	CAP
16	6504	LEVER	32	6504	BRACKET SUB-AY



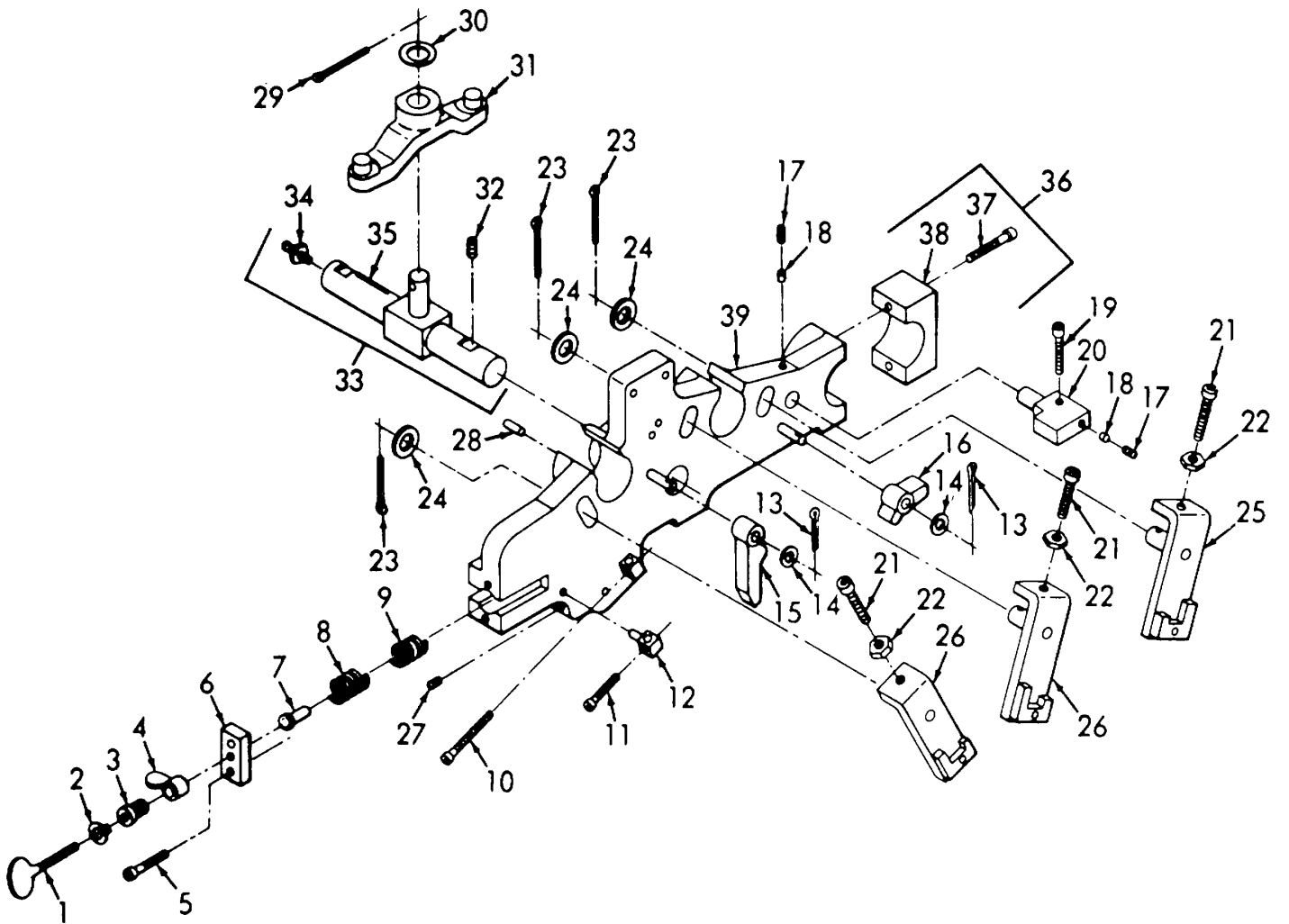
ME 3610-202-35P/64

Figure 64. Vibrator Section.



INDEX TO PARTS, FIGURE 64

Reference Number	Functional Group	Item Name	Reference Number	Functional Group	Item Name
1	6504	BEARING	40	6504	GEAR
2	6504	SETSCREW	41	6504	BLOCK
3	6504	GEAR	42	6504	BRACKET AY
4	6504	SHAFT	43	6504	SCREW
5	6504	BEARING	44	6504	BRACKET
6	6504	SETSCREW	45	6504	SCREW
7	6504	SHAFT	46	6504	BEARING
8	6504	GEAR	47	6504	SHELL AY
9	6504	GEAR	48	6504	SCREW
10	6504	PIN	49	6504	SLEEVE AY
11	6504	SCREW	50	6504	BEARING
12	6504	WASHER	51	6504	SCREW
13	6504	PIN	52	6504	SLEEVE
14	6504	GEAR	53	6504	SPRING
15	6504	KEY	54	6504	PIN
16	6504	SCREW	55	6504	WASHER
17	6504	BEARING	56	6504	LINK AY
18	6504	ROLLER AY	57	6504	PIN
19	6504	SCREW	58	6504	WASHER
20	6504	BAR	59	6504	LEVER
21	6504	SCREW	60	6505	SETSCREW
22	6504	LATCH	61	6505	COLLAR
23	6504	SCREW	62	6505	GEAR
24	6504	BRACKET AY	63	6505	SCREW
25	6504	BRACKET AY	64	6505	BRACKET AY
26	6504	PIN	65	6505	DOWEL
27	6504	WASHER	66	6504	PIN
28	6504	SETSCREW	67	6504	LEVER AY
29	6504	STUD	68	6504	PIN
30	6504	LINK	69	6504	WASHER
31	6504	SCREW	70	6504	LINK AY
32	6504	GIB	71	6504	LEVER AY
33	6504	DOWEL	72	6504	SCREW
34	6504	BRACKET AY	73	6504	SCREW
35	6504	SCREW	74	6504	PIN
36	6504	BRACKET	75	6504	LEVER
37	6504	DOWEL	76	6504	BLOCK
38	6504	SETSCREW	77	6504	LEVER
39	6504	COLLAR	78	6504	SHAFT

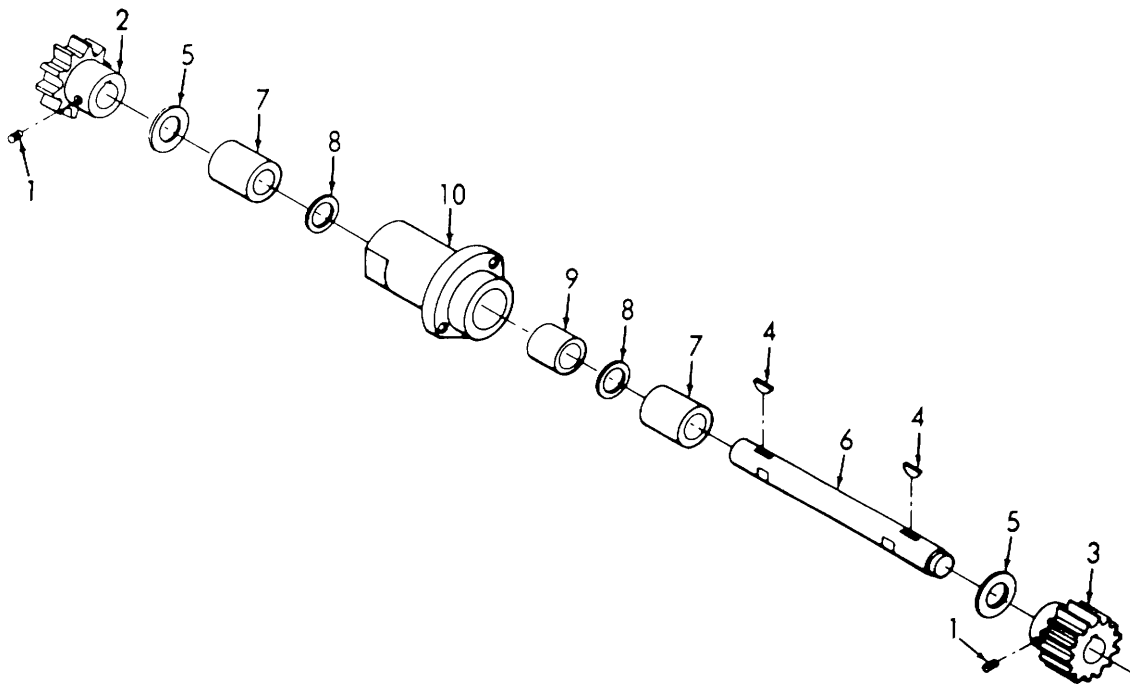


ME 3610-202-35P/65

Figure 65. Rear Ink Roller Bracket.

**INDEX TO PARTS, FIGURE 65**

<b>Reference Number</b>	<b>Functional Group</b>	<b>Item Name</b>	<b>Reference Number</b>	<b>Functional Group</b>	<b>Item Name</b>
1	6504	THUMBSCREW	21	6504	SCREW
2	6504	RING	22	6504	NUT
3	6504	NUT	23	6504	PIN
4	6504	LOCKNUT	24	6504	WASHER
5	6504	SCREW	25	6504	BRACKET AY
6	6504	PLATE	26	6504	BRACKET AY
7	6504	CAP	27	6504	SETSCREW
8	6504	SPRING	28	6504	PIN
9	6504	SPRING	29	6504	PIN
10	6504	SCREW	30	6504	WASHER
11	6504	SCREW	31	6504	LEVER AY
12	6504	POPPET AY	32	6504	SETSCREW
13	6504	PIN	33	6504	STUD AY
14	6504	WASHER	34	6504	FITTING
15	6504	LEVER	35	6504	STUD SUB-AY
16	6504	LEVER	36	6504	BRACKET AY
17	6504	SETSCREW	37	6504	SCREW
18	6504	PAD	38	6504	CAP
19	6504	SCREW	39	6504	BRACKET AY
20	6504	POPPET			

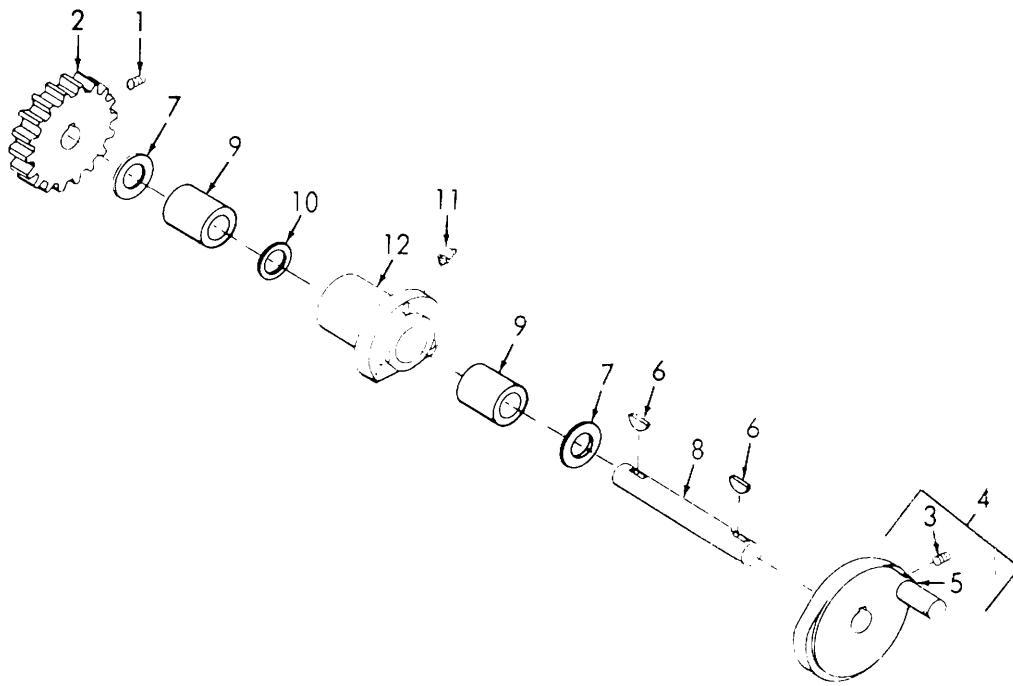


ME 3610-202-35P/66

**Figure 66. Vibrator Gear Housing.**

**INDEX TO PARTS, FIGURE 66**

Reference Number	Functional Group	Item Name
1	6504	SETSCREW
2	6504	PINION
3	6504	GEAR
4	6504	KEY
5	6504	WASHER
6	6504	SHAFT
7	6504	BEARING
8	6504	WASHER
9	6504	SPACER
10	6504	SLEEVE

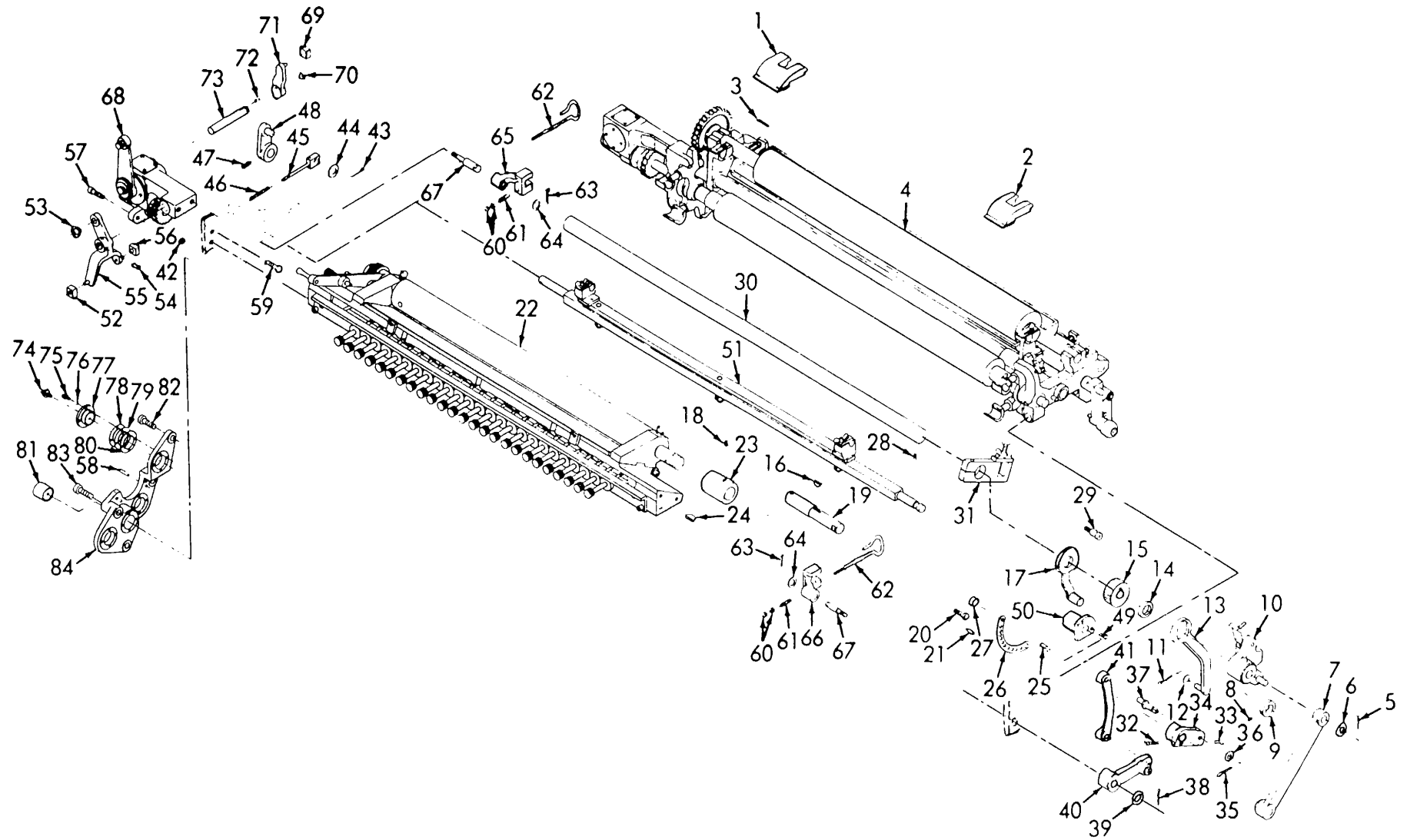


ME 3610-202-35P/67

**Figure 67. Ink Crankshaft Bearing Sleeve.**

**INDEX TO PARTS, FIGURE 67**

Reference Number	Functional Group	Item Name
1	6504	SETSCREW
2	6504	GEAR
3	6504	SETSCREW
4	6504	CAM AY
5	6504	CAM SUB-AY
6	6504	KEY
7	6504	WASHER
8	6504	SHAFT
9	6504	BEARING
10	6504	WASHER
11	6504	FITTING
12	6504	BEARING

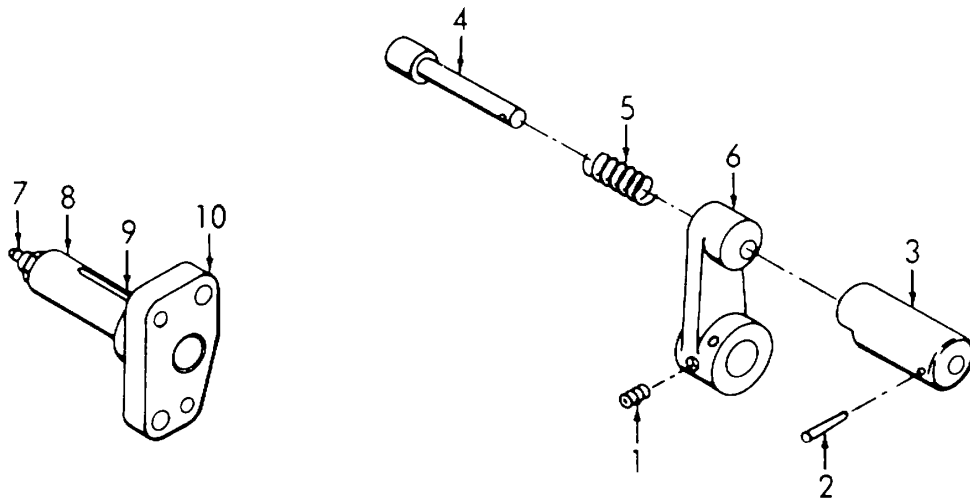


ME 3610-202-35P/68

Figure 68. Brackets and Levers.

**INDEX TO PARTS, FIGURE 68**

<b>Reference Number</b>	<b>Functional Group</b>	<b>Item Name</b>	<b>Reference Number</b>	<b>Functional Group</b>	<b>Item Name</b>	<b>Reference Number</b>	<b>Functional Group</b>	<b>Item Name</b>
1	6505	BRACKET AY	29	6504	SCREW	57	6504	SCREW
2	6505	BRACKET AY	30	6504	ROD	58	6504	DOWEL
3	6505	PIN	31	6504	BRACKET AY	59	6504	SCREW
4	6505	WATER MOTION AY	32	6504	SCREW	60	6504	NUT
5	6504	PIN	33	6504	BOLT	61	6504	SPRING
6	6504	WASHER	34	6504	LEVER	62	6504	ROD
7	6504	LINK	35	6504	PIN	63	6504	PIN
8	6504	SETSCREW	36	6504	WASHER	64	6504	WASHER
9	6504	COLLAR	37	6504	STUD	65	6504	BRACKET
10	6504	LEVER AY	38	6504	PIN	66	6504	BRACKET
11	6504	PIN	39	6504	WASHER	67	6504	STUD
12	6504	WASHER	40	6504	LEVER AY	68	6504	HOUSING AY
13	6504	ARM TRIP AY	41	6504	LINK	69	6504	BLOCK
14	6504	SPACER	42	6504	NUT	70	6504	RING
15	6504	RATCHET	43	6504	PIN	71	6504	LEVER AY
16	6504	KEY	44	6504	WASHER	72	6504	KEY
17	6504	KNOB AY	45	6504	ROD AY	73	6504	SHAFT
18	6504	PIN	46	6504	SPRING	74	6504	FITTING
19	6504	SHAFT	47	6504	PIN	75	6504	SCREW
20	6504	SCREW	48	6504	LEVER AY	76	6504	WASHER
21	6504	DOWEL	49	6504	SCREW	77	6504	CAP
22	6504	FOUNTAIN AY	50	6504	BEARING	78	6504	SHIM
23	6504	COUPLING	51	6504	BAR AY	79	6504	SHIM
24	6504	KEY	52	6504	BLOCK	80	6504	SHIM
25	6504	SCREW	53	6504	RING	81	6504	SPACER
26	6504	PLATE	54	6504	PIN	82	6504	SCREW
27	6504	SPACER	55	6504	LEVER AY	83	6504	SCREW
28	6504	SETSCREW	56	6504	BLOCK	84	6504	BRACKET



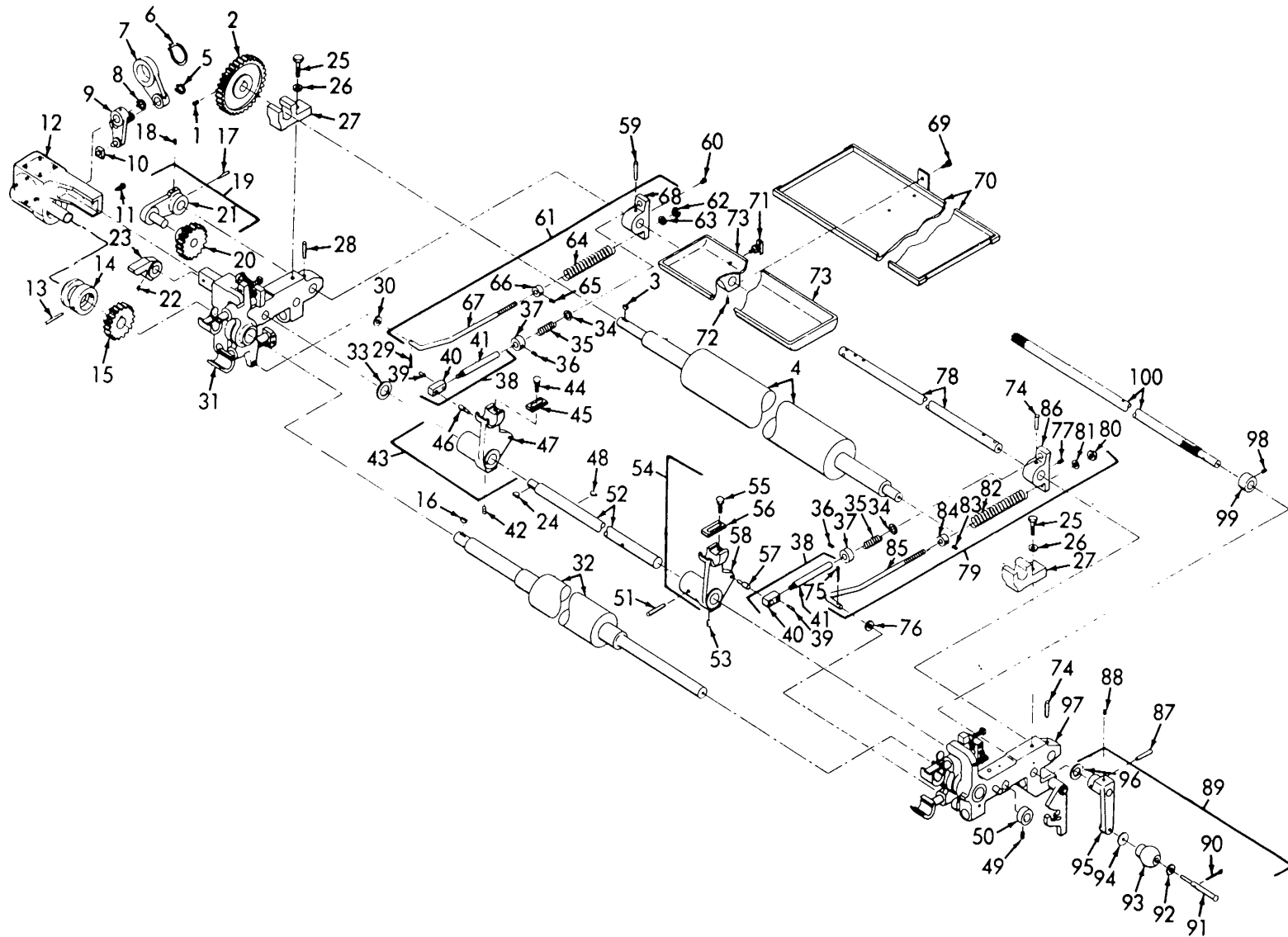
ME 3610-202-35P/69

Figure 69. Ink Trip Handle Lever and Water Motion Gear Bracket.

INDEX TO PARTS, FIGURE 69

Reference Number	Functional Group	Item Name
1	6504	SETSCREW
2	6504	PIN
3	6504	HANDLE
4	6504	PLUNGER
5	6504	SPRING
6	6504	LEVER
7	6505	FITTING
8	6505	STUD
9	6505	PIN
10	6505	BRACKET



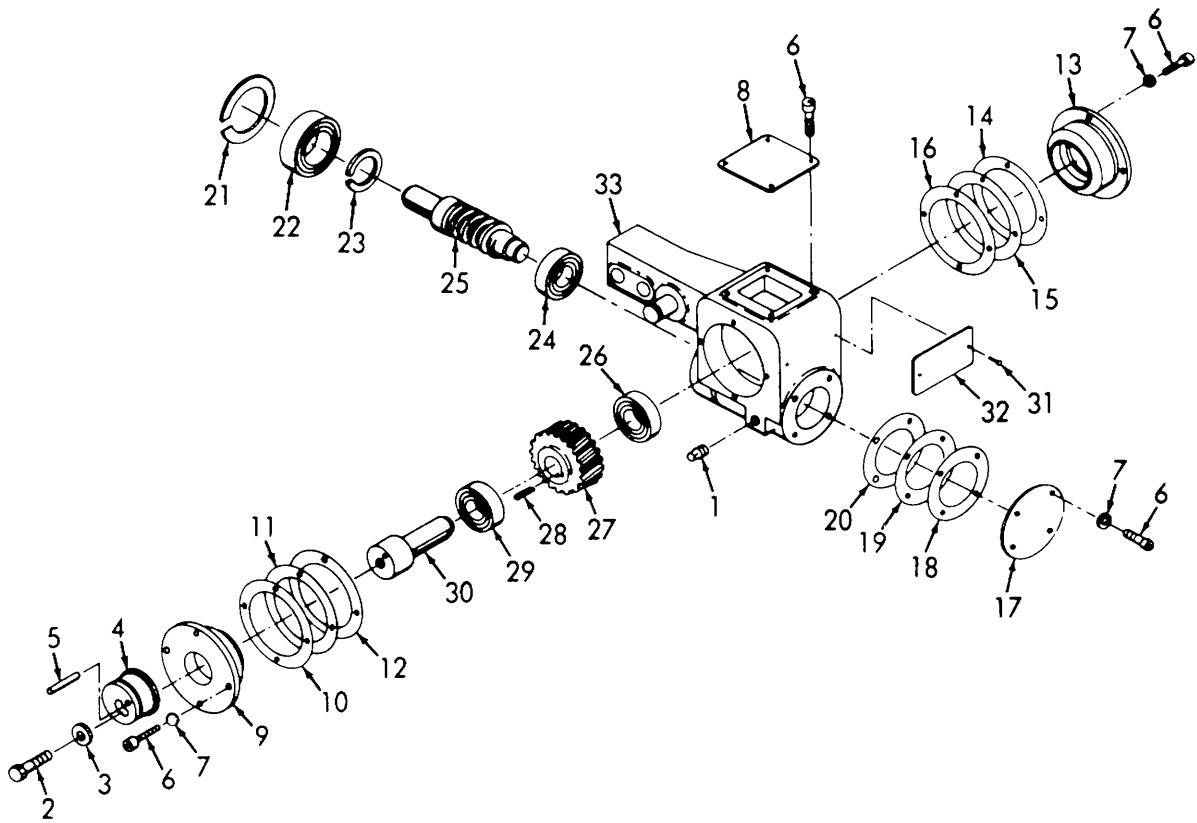


ME 3610-202-35P/70

Figure 70. Water Motion.

INDEX TO PARTS, FIGURE 70

Reference Number	Functional Group	Item Name	Reference Number	Functional Group	Item Name	Reference Number	Functional Group	Item Name
1	6505	SETSCREW	35	6505	SPRING	68	6505	BRACKET
2	6505	GEAR	36	6505	SETSCREW	69	6505	SCREW
3	6505	KEY	37	6505	COLLAR	70	6505	TRAY AY
4	6505	ROLLER	38	6505	ROD AY	71	6505	COCK
5	6505	RING	39	6505	PIN	72	6505	SETSCREW
6	6505	RING	40	6505	LEAD	73	6505	FOUNTAIN
7	6505	LINK	41	6505	ROD	74	6505	PIN
8	6505	RING	42	6505	SETSCREW	75	6505	PIN
9	6505	LEVER AY	43	6505	LEVER AY	76	6505	WASHER
10	6505	BLOCK	44	6505	THUMBSCREW	77	6505	SETSCREW
11	6505	SCREW	45	6505	CLAMP	78	6505	SHAFT
12	6505	HOUSING AY	46	6505	STUD	79	6505	BRACKET AY
13	6505	PIN	47	6505	LEVER	80	6505	NUT
14	6505	FLANGE	48	6505	KEY	81	6505	WASHER
15	6505	GEAR	49	6505	SETSCREW	82	6505	SPRING
16	6505	KEY	50	6505	COLLAR	83	6505	SETSCREW
17	6505	PIN	51	6505	PIN	84	6505	COLLAR
18	6505	SETSCREW	52	6505	SHAFT	85	6505	ROD
19	6505	LEVER AY	53	6505	SETSCREW	86	6505	BRACKET
20	6505	GEAR	54	6505	LEVER AY	87	6505	PIN
21	6505	LEVER SUB-AY	55	6505	THUMBSCREW	88	6505	SETSCREW
22	6505	SETSCREW	56	6505	CLAMP	89	6505	LEVER AY
23	6505	LEVER	57	6505	STUD	90	6505	PIN
24	6505	KEY	58	6505	LEVER	91	6505	STUD
25	6505	SCREW	59	6505	PIN	92	6505	WASHER
26	6505	WASHER	60	6505	SETSCREW	93	6505	KNOB
27	6505	BRACKET	61	6505	BRACKET AY	94	6505	WASHER
28	6505	PIN	62	6505	NUT	95	6505	LEVER
29	6505	PIN	63	6505	WASHER	96	6505	WASHER
30	6505	WASHER	64	6505	SPRING	97	6505	BRACKET AY
31	6505	BRACKET AY	65	6505	SETSCREW	98	6505	SETSCREW
32	6505	ROLLER AY	66	6505	COLLAR	99	6505	COLLAR
33	6505	WASHER	67	6505	ROD	100	6505	SHAFT
34	6505	WASHER						

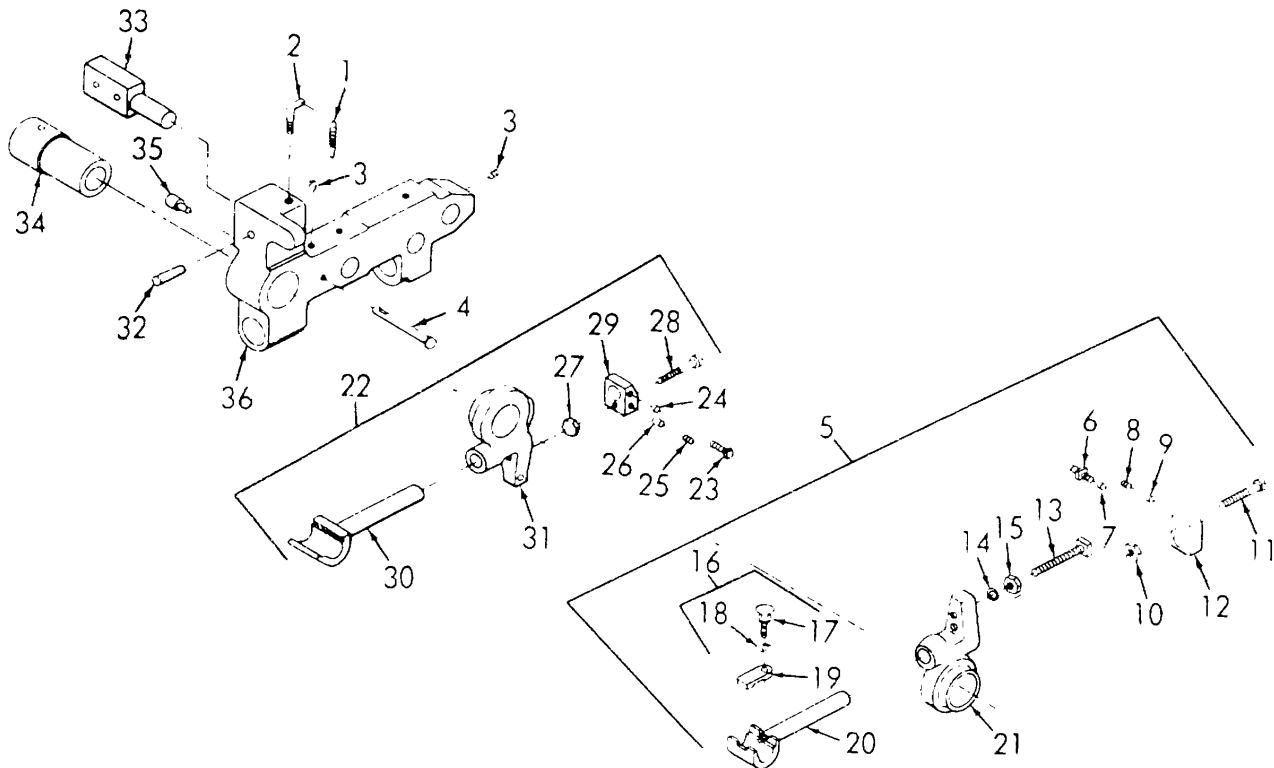


ME 3610-202-35P/71

Figure 71. Worm and Gear Housing.

INDEX TO PARTS, FIGURE 71

Reference Number	Functional Group	Item Name	Reference Number	Functional Group	Item Name
1	6505	PLUG	18	6505	SHIM
2	6505	SCREW	19	6505	SHIM
3	6505	WASHER	20	6505	SHIM
4	6505	LINK	21	6505	RING
5	6505	PIN	22	6505	BEARING
6	6505	SCREW	23	6505	RING
7	6505	WASHER	24	6505	BEARING
8	6505	COVER	25	6505	WORM
9	6505	CAP	26	6505	BEARING
10	6505	SHIM	27	6505	GEAR
11	6505	SHIM	28	6505	KEY
12	6505	SHIM	29	6505	BEARING
13	6505	CAP	30	6505	SHAFT
14	6505	SHIM	31	2210	SCREW
15	6505	SHIM	32	2210	PLATE
16	6505	SHIM	33	6505	HOUSING SUB-AY
17	6505	CAP			

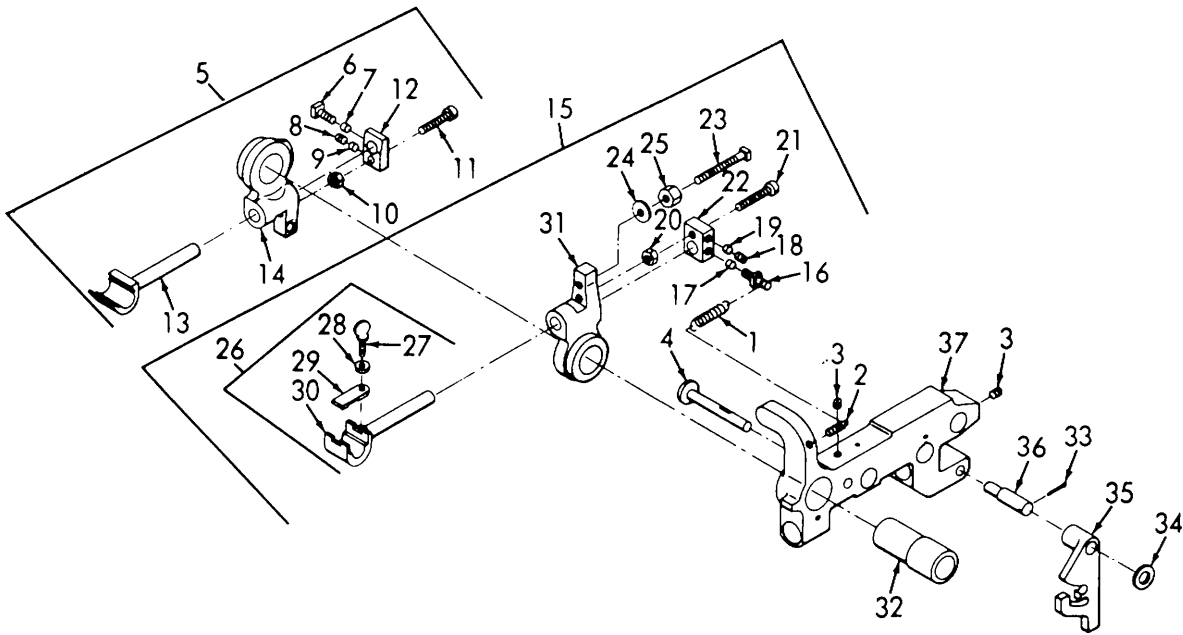


ME 3610-202-35P. 72

Figure 72. Rear Bracket.

INDEX TO PARTS, FIGURE 72

Reference Number	Functional Group	Item Name	Reference Number	Functional Group	Item Name
1	6505	SPRING	19	6505	CAP
2	6505	PIN	20	6505	SOCKET
3	6505	SETSCREW	21	6505	LEVER
4	6505	STUD	22	6505	LEVER AY
5	6505	LEVER AY	23	6505	SETSCREW'
6	6505	PIN	24	6505	SHOE
7	6505	SHOE	25	6505	SETSCREW
8	6505	SETSCREW,	26	6505	PAD
9	6505	PAD	27	6505	NUT
10	6505	NUT	28	6505	SCREW
11	6505	SCREW	29	6505	BRACKET
12	6505	BRACKET	30	6505	SOCKET
13	6505	SETSCREW	31	6505	LEVER
14	6505	WASHER	32	6505	PIN
15	6505	NUT	33	6505	POST
16	6505	SOCKET AY	34	6505	BUSHING
17	6505	THUMBSCREW	35	6505	PIN
18	6505	WASHER	36	6505	BRACKET

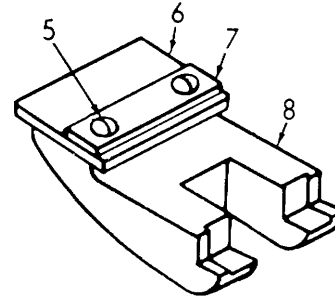
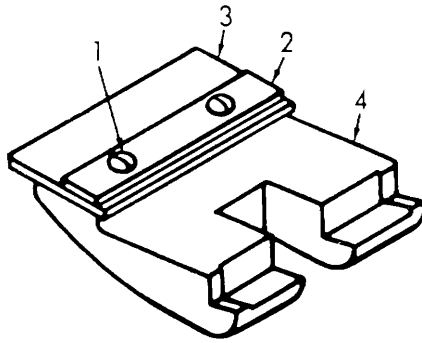


ME 3610-202-35P/73

Figure 73. Front Water Motion Bracket.

INDEX TO PARTS, FIGURE 73

Reference Number	Functional Group	Item Name	Reference Number	Functional Group	Item Name
1	6505	SPRING	20	6505	NUT
2	6505	PIN	21	6505	SCREW
3	6505	SETSCREW	22	6505	BRACKET
4	6505	STUD	23	6505	SETSCREW
5	6505	SOCKET AY	24	6505	WASHER
6	6505	SETSCREW	25	6505	NUT
7	6505	SHOE	26	6505	SOCKET AY
8	6505	SETSCREW	27	6505	THUMBSCREW
9	6505	PAD	28	6505	WASHER
10	6505	NUT	29	6505	CAP
11	6505	SCREW	30	6505	SOCKET
12	6505	BRACKET	31	6505	LEVER
13	6505	SOCKET	32	6505	BUSHING
14	6505	LEVER	33	6505	PIN
15	6505	LEVER AY	34	6505	WASHER
16	6505	PIN	35	6505	LATCH
17	6505	SHOE	36	6505	STUD
18	6505	SETSCREW	37	6505	BRACKET
19	6505	PAD			

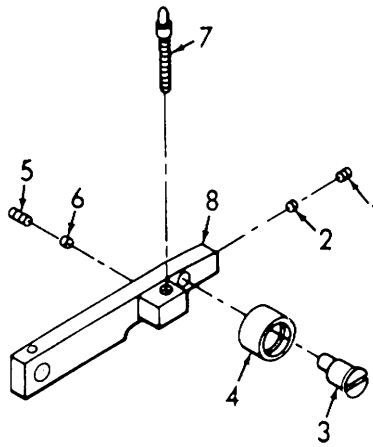


ME 3610-202-35P/74

**Figure 74. Water Stop Bracket-Wide and Narrow.**

**INDEX TO PARTS, FIGURE 74**

Reference Number	Functional Group	Item Name
1	6505	SCREW
2	6505	PLATE
3	6505	WIPER
4	6505	BRACKET
5	6505	SCREW
6	6505	WIPER
7	6505	PLATE
8	6505	BRACKET

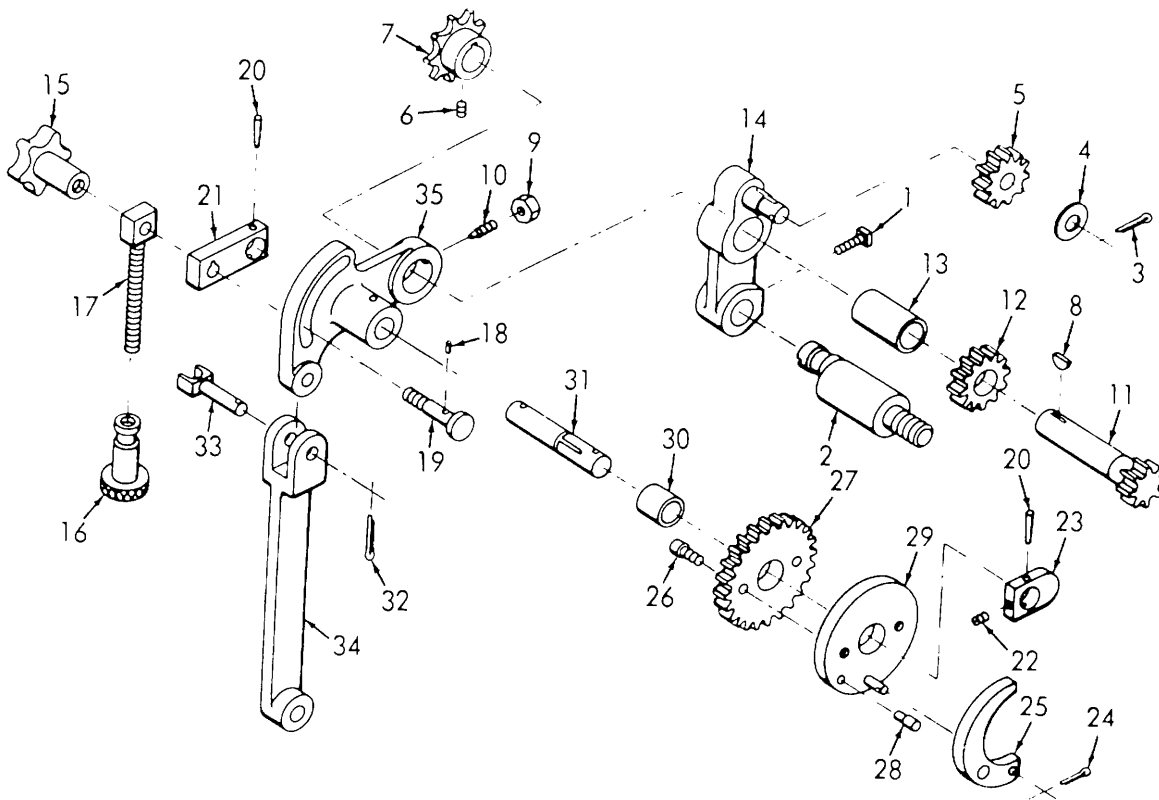


ME 3610-202-35P/75

**Figure 75. Final Ductor Cam Lever.**

**INDEX TO PARTS, FIGURE 75**

Reference Number	Functional Group	Item Name
1	6505	SETSCREW
2	6505	SHOE
3	6505	STUD
4	6505	ROLLER
5	6505	SETSCREW
6	6505	SHOE
7	6505	SCREW
8	6505	LEVER AY



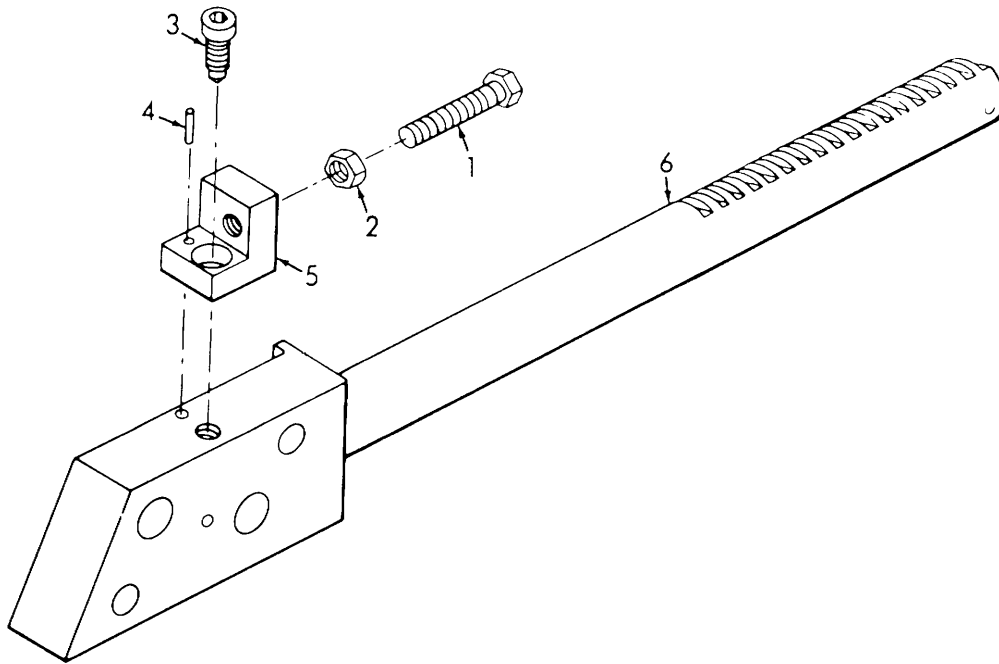
ME 3610-202-35P/76

Figure 76. Water Ductor Cam Arm.

INDEX TO PARTS, FIGURE 76

Reference Number	Functional Group	Item Name	Reference Number	Functional Group	Item Name
1	6505	SETSCREW	19	6505	STUD
2	6505	STUD	20	6505	PIN
3	6505	PIN	21	6505	ARM
4	6505	WASHER	22	6505	SETSCREW
5	6505	GEAR	23	6505	ARM
6	6505	SETSCREW	24	6505	PIN
7	6505	SPROCKET	25	6505	CAM
8	6505	KEY	26	6505	SCREW
9	6505	NUT	27	6505	GEAR
10	6505	SETSCREW	28	6505	DOWEL
11	6505	SHAFT	29	6505	CAM AY
12	6505	GEAR	30	6505	BEARING
13	6505	BEARING	31	6505	STUD
14	6505	ARM AY	32	6505	PIN
15	6505	HANDLE	33	6505	STUD
16	6505	NUT	34	6505	.LIT
17	6505	ROD	35	6505	ARM
18	6505	PIN			



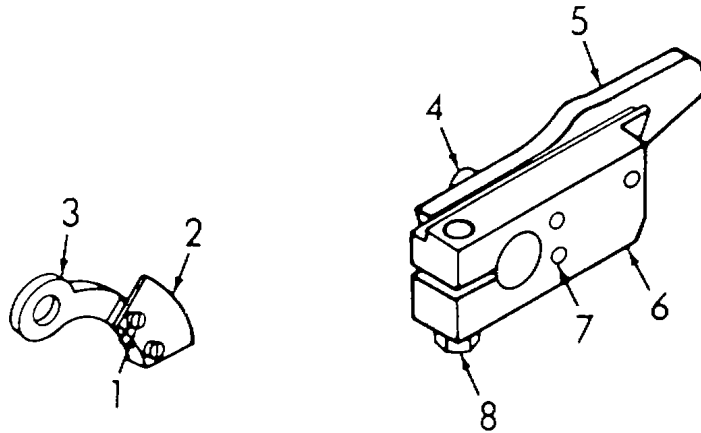


ME 3610-202-35P/77

**Figure 77. Front Water Motion Support Rack.**

**INDEX TO PARTS, FIGURE 77**

Reference Number	Functional Group	Item Name
1	6505	SCREW
2	6505	NUT
3	6505	SCREW
4	6505	DOWEL
5	6505	BRACKET
6	6505	RACK

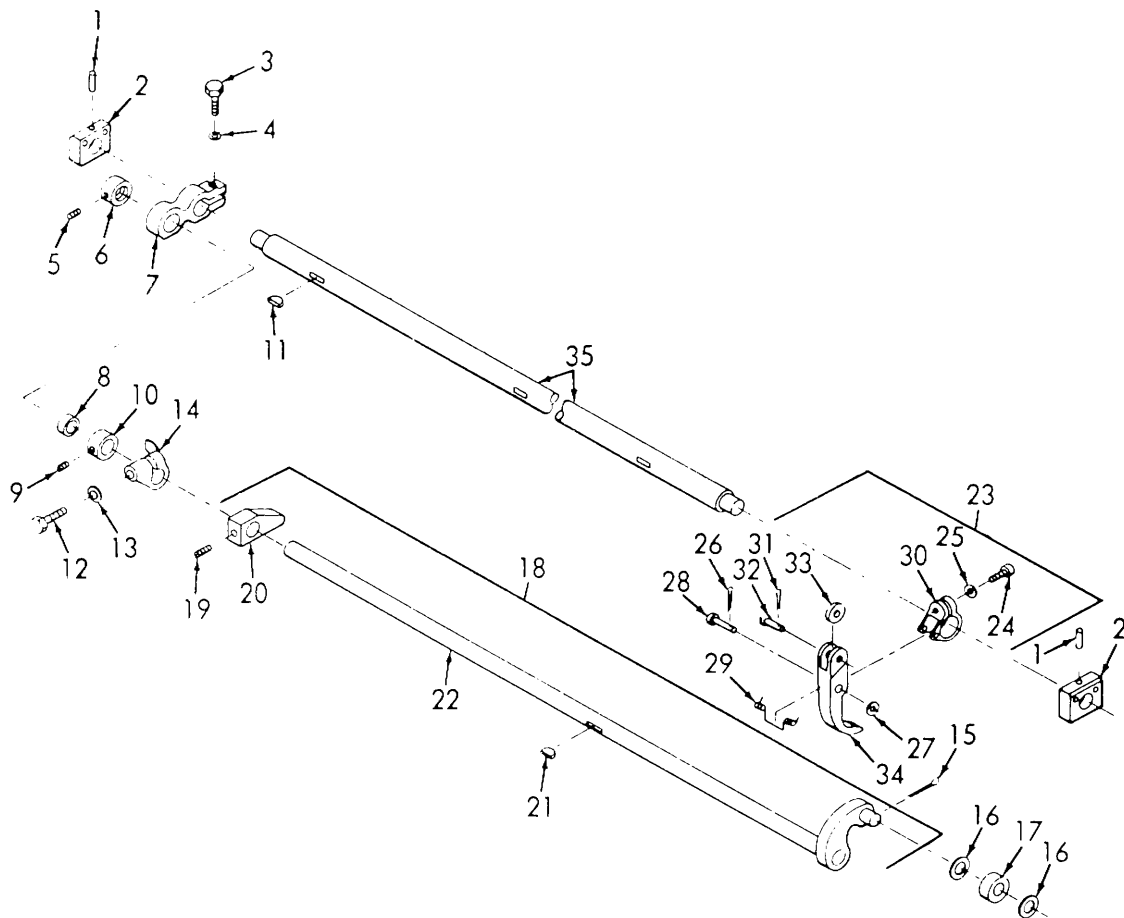


ME 3610-202-35P/78

Figure 78. Racket Throw-Off Arm and Chain Cam.

INDEX TO PARTS, FIGURE 78

Reference Number	Functional Group	Item Name
1	6506	SCREW
2	6506	CAM
3	6506	ARM
4	6506	SCREW
5	6505	CAM
6	6505	HOLDER
7	6506	DOWEL
8	6506	SCREW

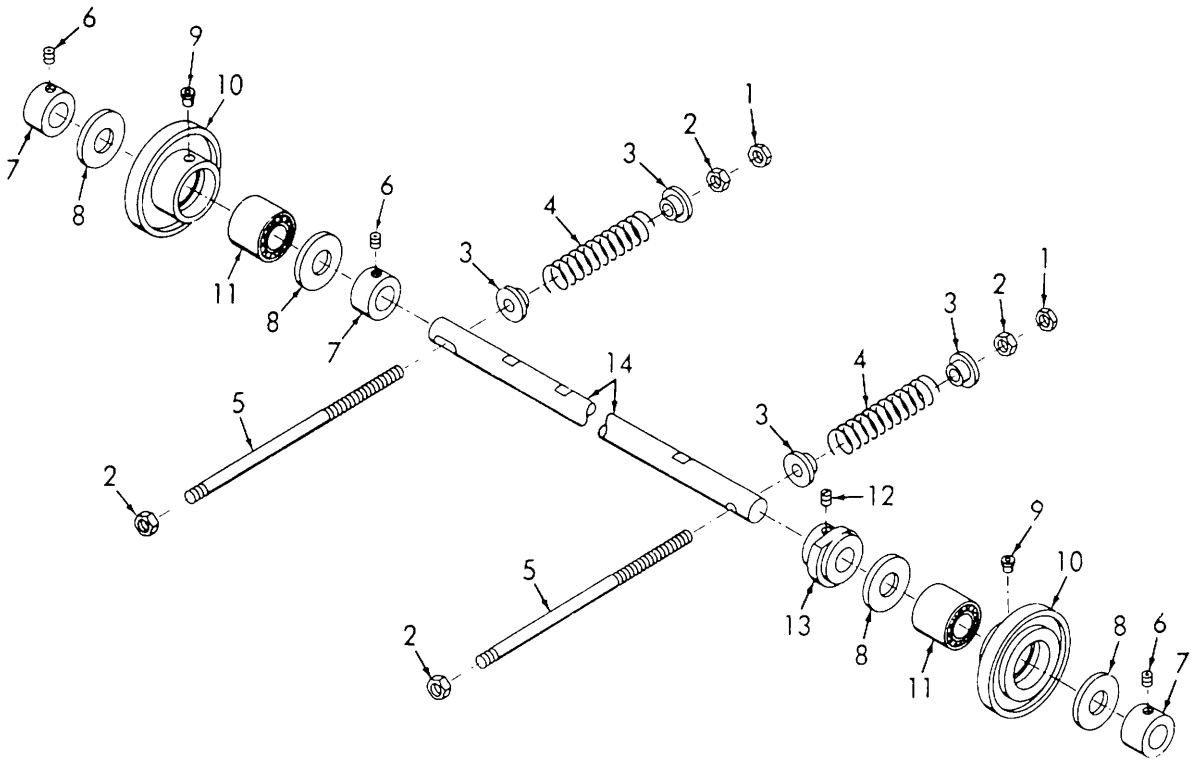


ME 3610-202-35P/79

Figure 79. Delivery Gripper Shaft.

**INDEX TO PARTS, FIGURE 79**

<b>Reference Number</b>	<b>Functional Group</b>	<b>Item Name</b>	<b>Reference Number</b>	<b>Functional Group</b>	<b>Item Name</b>
1	6506	PIN	19	6506	SETSCREW
2	6506	BLOCK	20	6506	BLOCK
3	6506	BOLT	21	6506	KEY
4	6506	WASHER	22	6506	SHAFT SUB-AY
5	6506	SETSCREW	23	6506	SUPPORT AY
6	6506	COLLAR	24	6506	SCREW
7	6506	BRACKET	25	6506	WASHER
8	6506	BEARING	26	6506	PIN
9	6506	SETSCREW	27	6506	WASHER
10	6506	COLLAR	28	6506	PIN
11	6506	KEY	29	6506	SPRING
12	6506	SCREW	30	6506	BRACKET
13	6506	WASHER	31	6506	PIN
14	6506	LEVER	32	6506	PIN
15	6506	PIN	33	6506	ROLLER
16	6506	WASHER	34	6506	GRIPPER
17	6506	ROLLER	35	6506	SHAFT
18	6506	SHAFT AY			

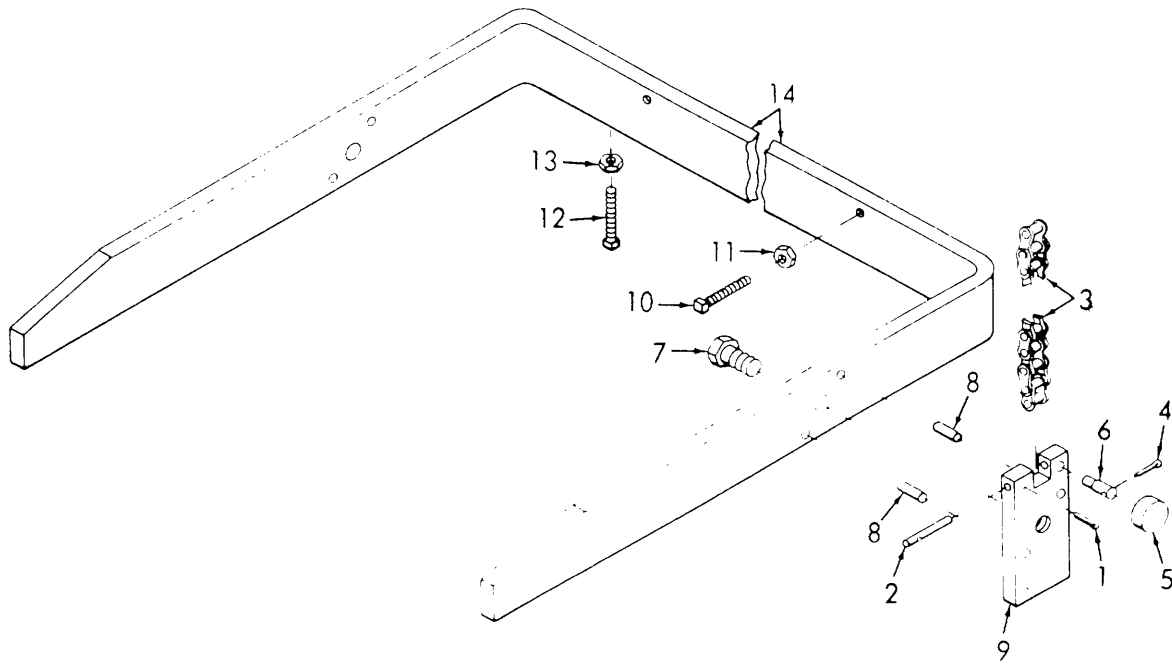


ME 3610-202-35P/80

Figure 80. Delivery Pulley Shaft.

INDEX TO PARTS, FIGURE 80

Reference Number	Functional Group	Item Name	Reference Number	Functional Group	Item Name
1	6506	NUT	8	6506	WASHER
2	6506	NUT	9	6506	OILER
3	6506	COLLAR	10	6506	PULLEY
4	6506	SPRING	11	6506	BEARING
5	6506	STUD	12	6506	SETSCREW
6	6506	SETSCREW	13	6506	CAM
7	6506	COLLAR	14	6506	SHAFT

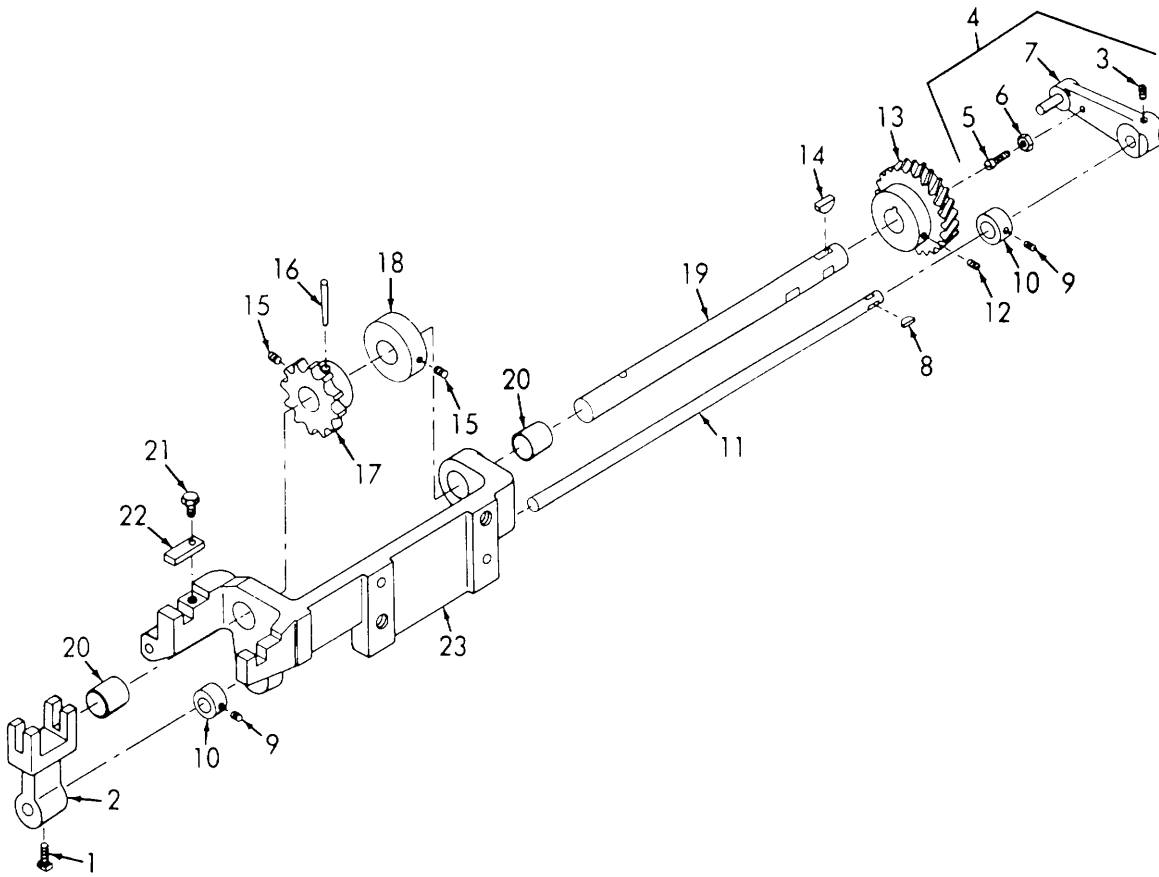


ME 3610-202-35P/81

**Figure 81. Delivery Pile Bracket.**

**INDEX TO PARTS, FIGURE 81**

Reference Number	Functional Group	Item Name
1	6506	PIN
2	6506	PIN
3	6506	CHAIN
4	6506	PIN
5	6506	ROLLER
6	6506	STUD
7	6506	SCREO
8	6506	DOWEL
9	6506	BLOCK
10	6506	SETSCREW
11	6506	NUT
12	6506	SETSCREW
13	6506	NUT
14	6506	BRACKET

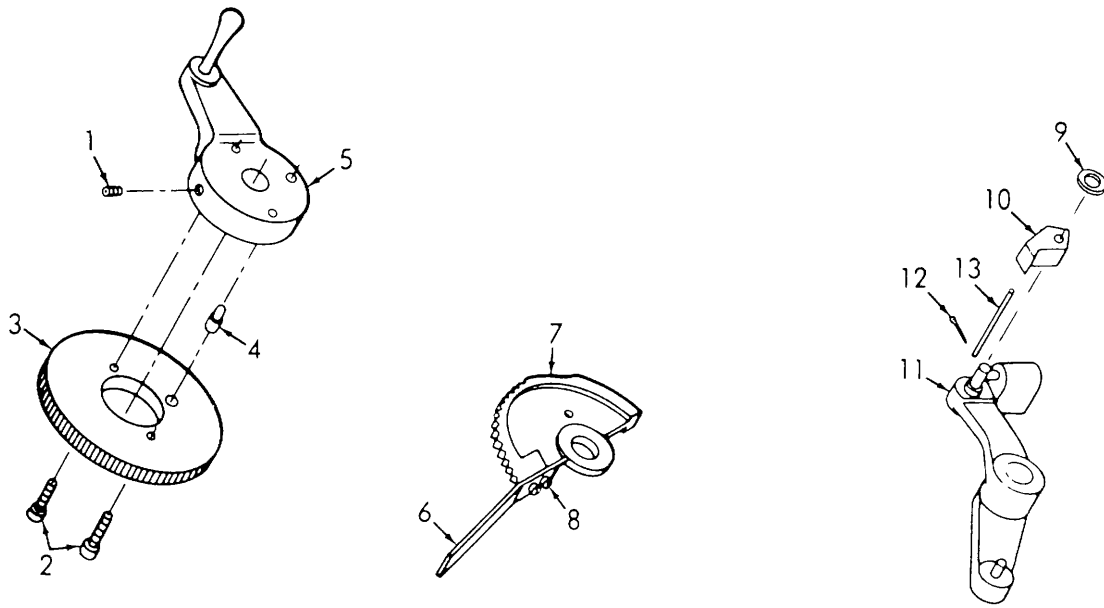


ME 3610-202-35P/82

Figure 82. Front Elevator Bracket.

INDEX TO PARTS, FIGURE 82

Reference Number	Functional Group	Item Name	Reference Number	Functional Group	Item Name
1	6506	SETSCREW	13	6506	WHEEL
2	6506	LEVER	14	6506	KEY
3	6506	SETSCREW	15	6506	SETSCREW
4	6506	LEVER AY	16	6506	PIN
5	6506	SCREW	17	6506	SPROCKET
6	6506	NUT	18	6506	COLLAR
7	6506	LEVER SUB-AY	19	6506	SHAFT
8	6506	KEY	20	6506	BEARING
9	6506	SETSCREW	21	6506	SCREW
10	6506	COLLAR	22	6506	CAP
11	6506	SHAFT	23	6506	BRACKET
12	6506	SETSCREW			



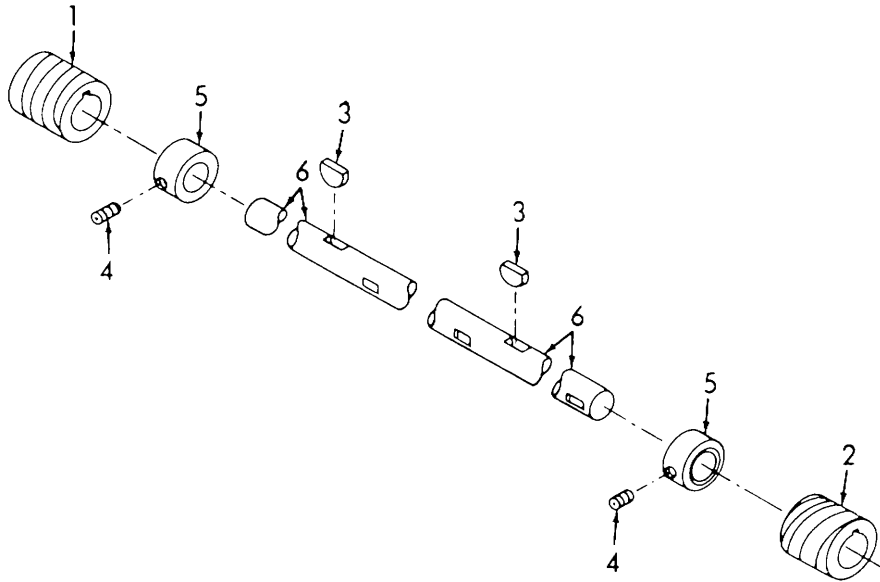
ME 3610-202-35P/83

Figure 83. Ratchet, Delivery, Elevator and Pawl Lever.

INDEX TO PARTS, FIGURE 83

Reference Number	Functional Group	Item Name
1	6506	SETSCREW
2	6506	SCREW
3	6506	RATCHET
4	6506	DOWEL
5	6506	HANDLE SUB-AY
6	6506	HANDLE
7	6506	LEVER
8	6506	SCREW
9	6506	WASHER
10	6506	PAWL
11	6506	LEVER SUB-AY
12	6506	PIN
13	6506	STUD



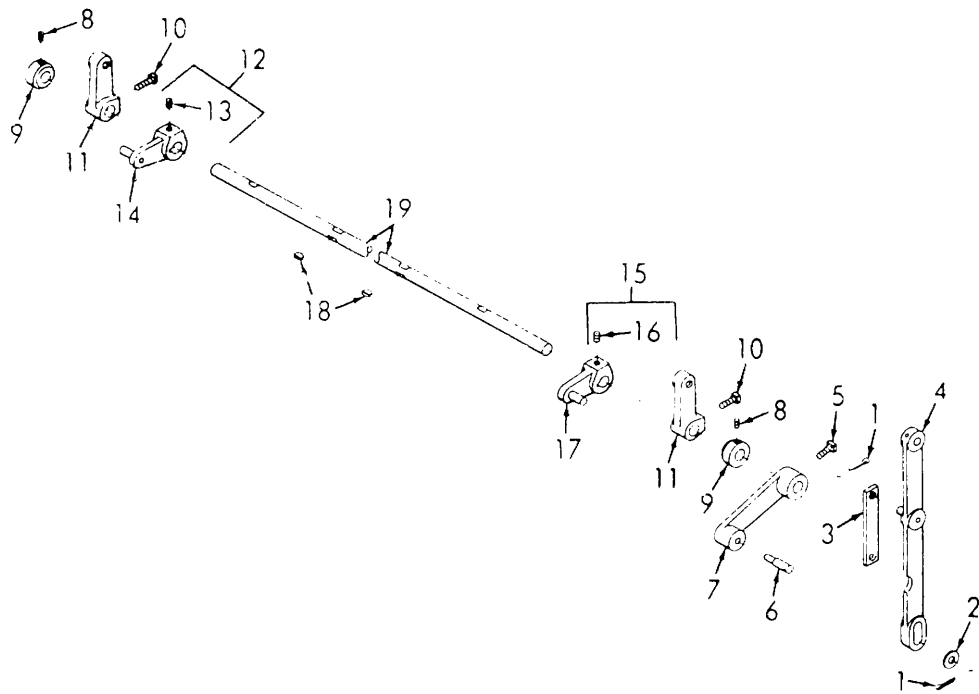


ME 3610-202-35P/84

**Figure 84. Delivery Pile Worm Shaft.**

**INDEX TO PARTS, FIGURE 84**

Reference Number	Functional Group	Item Name
1	6506	WORM
2	6506	WORM
3	6506	KEY
4	6506	SETSCREW
5	6506	COLLAR
6	6506	SHAFT

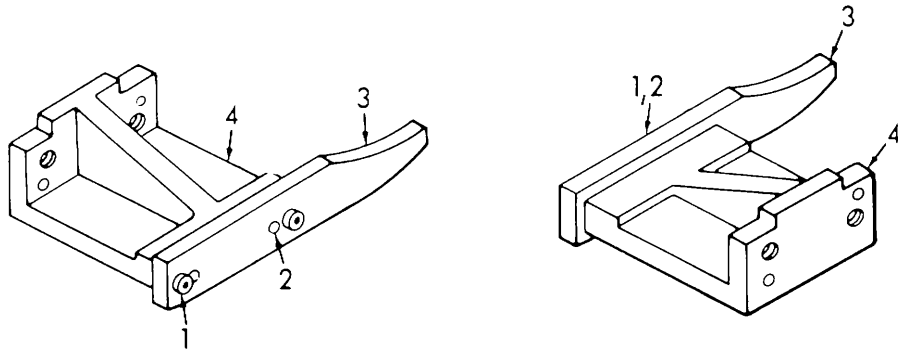


ME 3610-202-35P/85

Figure 85. Jogger Motion Shaft.

INDEX TO PARTS, FIGURE 85

Reference Number	Functional Group	Item Name	Reference Number	Functional Group	Item Name
1	6506	PIN	11	6506	LEVER
2	6506	WASHER	12	6506	JOGGER AY
3	6506	LINK	13	6506	SETSCREW
4	6506	LINK AY	14	6506	LEVER SUB-AY
5	6506	SETSCREW	15	6506	JOGGER AY
6	6506	STUD	16	6506	SETSCREW
7	6506	LEVER	17	6506	LEVER SUB-AY
8	6506	SETSCREW	18	6506	KEY
9	6506	COLLAR	19	6506	SHAFT
10	6506	SETSCREW			

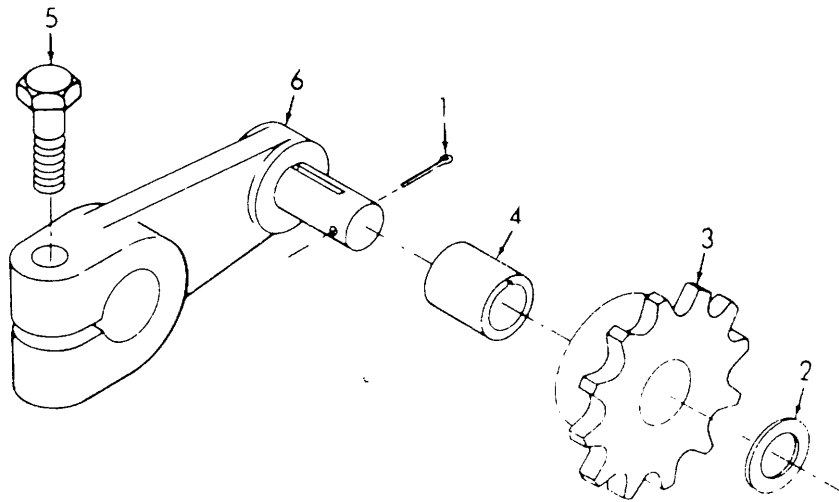


ME 3610-202-35P/86

**Figure 86. Delivery Chain Drive Plate Bracket.**

**INDEX TO PARTS, FIGURE 86**

Reference Number	Functional Group	Item Name
1	6506	SCREW
2	6506	DOWEL
3	6506	PLATE
4	6506	BRACKET

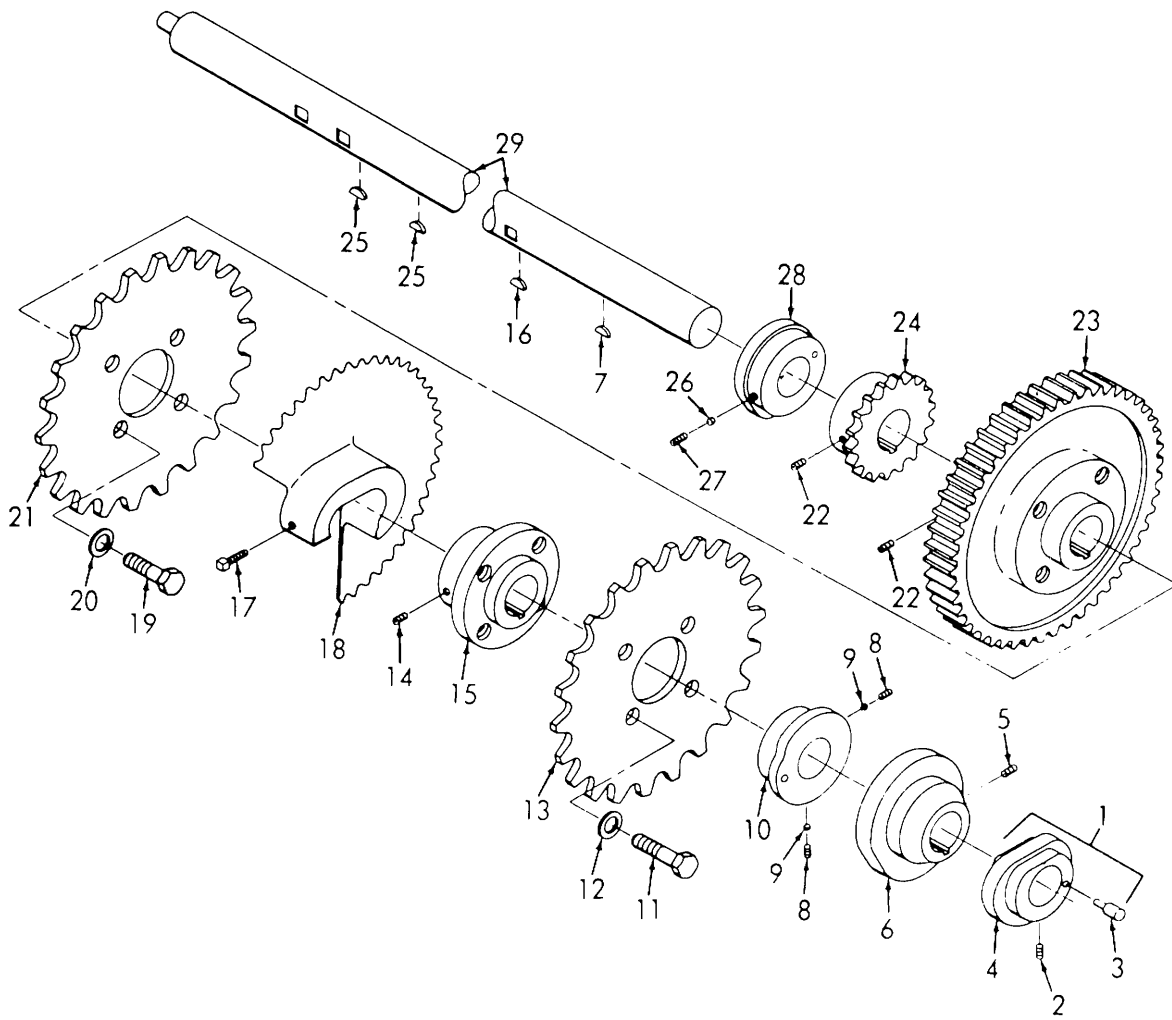


ME 3610-202-35P 87

**Figure 87. Chain Drive Idler Arm.**

**INDEX TO PARTS, FIGURE 87**

Reference Number	Functional Group	Item Name
1	6506	PIN
2	6506	WASHER
3	6506	SPROCKET
4	6506	BEARING
5	6506	SCREW
6	6506	ARM

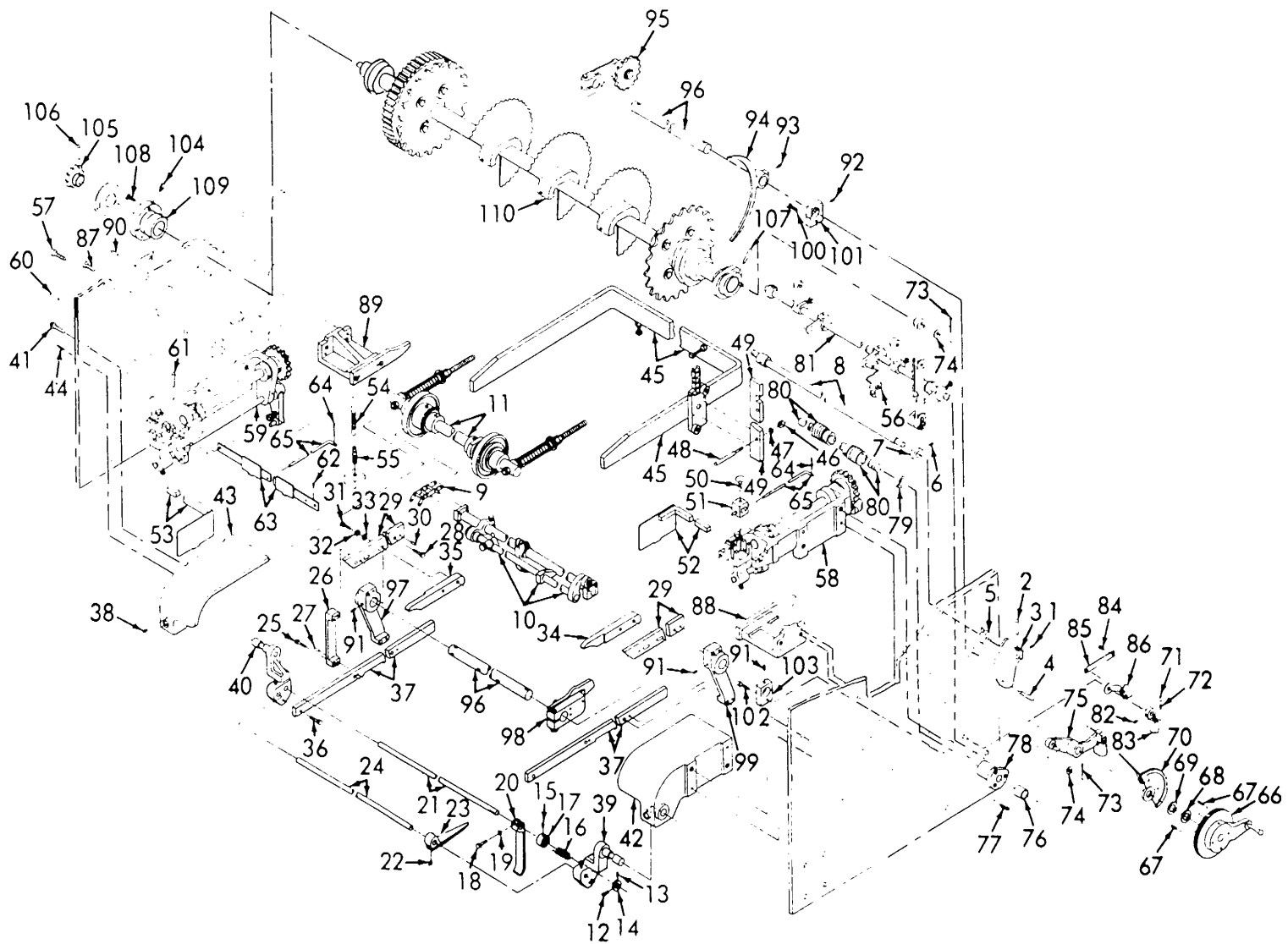


ME 3610-202-35P/88

Figure 88. Delivery Sprocket Shaft.

**INDEX TO PARTS, FIGURE 88**

<b>Reference Number</b>	<b>Functional Group</b>	<b>Item Name</b>	<b>Reference Number</b>	<b>Functional Group</b>	<b>Item Name</b>
1	6506	CAM AY	16	6506	KEY
2	6506	SETSCREW	17	6506	SETSCREW
3	6506	STUID	18	6506	GUIDE
4	6506	CAM	19	6506	SCREW
5	6506	SETSCREW	20	6506	WASHER
6	6506	CAM	21	6506	SPROCKET
7	6506	KEY	22	6506	SETSCREW
8	6506	SETSCREW	23	6506	GEAR
9	6506	SHOE	24	6506	SPROCKET
10	6506	CAM	25	6506	KEY
11	6506	SCREW	26	6506	SETSCREW
12	6506	WASHER	27	6506	SHOE
13	6506	SPROCKET	28	6506	CAM
14	6506	SETSCREW	29	6506	SHAFT
15	6506	HUB			



ME 3610-202-35P/89

Figure 89. Delivery Section.

INDEX TO PARTS, FIGURE 89

Reference Number	Functional Group	Item Name	Reference Number	Functional Group	Item Name	Reference Number	Functional Group	Item Name
1	6505	SETSCREW	38	6506	SETSCREW	75	6506	LEVER AY
2	6505	PIN	39	6506	BRACKET AY	76	6506	SPACER
3	6505	LEVER	40	6506	BRACKET AY	77	6506	SCREW
4	6505	HANDLE	41	6506	SCREW	78	6506	BEARING
5	6505	COLLAR AY	42	6506	BRACKET	79	6506	SPACER
6	6505	SETSCREW	43	6506	BRACKET	80	6506	SHAFT AY
7	6505	COLLAR	44	6506	DOWEL	81	6506	SHAFT AY
8	6505	SHAFT AY	45	6506	BRACKET AY	82	6506	SETSCREW
9	6506	CHAIN	46	6506	NUT	83	6506	LEVER
10	6506	SHAFT AY	47	6506	WASHER	84	6506	STUD
11	6506	SHAFT AY	48	6506	STUD	85	6506	LINK
12	6506	SETSCREW	49	6506	BAR	86	6506	ARM AY
13	6506	PIN	50	6506	THUMBSCREW	87	6506	SCREW
14	6506	COLLAR	51	6506	BLOCK	88	6506	BRACKET AY
15	6506	SETSCREW	52	6506	PLATE AY	89	6506	BRACKET AY
16	6506	SPRING	53	6506	PLATE AY	90	6506	DOWEL
17	6506	COLLAR	54	6506	SPRING	91	6506	SETSCREW
18	6506	BOLT	55	6506	PIN	92	6506	SETSCREW
19	6506	WASHER	56	6506	BLOCK	93	6506	SETSCREW
20	6506	LEVER	57	6506	SCREW	94	6506	GUIDE
21	6506	SHAFT	58	6506	BRACKET AY	95	6506	ARM AY
22	6506	SETSCREW	59	6506	BRACKET AY	96	6506	SHAFT
23	6506	LEVER	60	6506	DOWEL	97	6506	HOLDER
24	6506	SHAFT	61	6506	PIN	98	6506	CAM AY
25	6506	SCREW	62	6506	THUMBSCREW	99	6506	HOLDER
26	6506	HOLDER	63	6506	BAR AY	100	6506	SCREW
27	6506	DOWEL	64	6506	PIN	101	6506	BLOCK
28	6506	SCREW	65	6506	ROD	102	6506	SCREW
29	6506	BAR	66	6506	RATCHET AY	103	6506	BLOCK
30	6506	DOWEL	67	6506	SPRING	104	6506	FITTING
31	6506	SCREW	68	6506	WASHER	105	6505	SPROCKET
32	6506	WASHER	69	6506	WASHER	106	6505	PIN
33	6506	WASHER	70	6506	LEVER AY	107	6506	PIN
34	6506	GUIDE	71	6506	PLUNGER	108	6506	SCREW
35	6506	GUIDE	72	6506	SPRING	109	6506	BEARING
36	6506	SCREW	73	6506	PIN	110	6506	SHAFT AY
37	6506	BAR	74	6506	WASHER			



**SECTION IV. INDEX-FEDERAL STOCK NUMBER AND REFERENCE NUMBER  
CROSS-REFERENCE TO INDEX NUMBER**

<u>STOCK NUMBER</u>	<u>INDEX NUMBER</u>	<u>STOCK NUMBER</u>	<u>INDEX NUMBER</u>
3020-185-0137	00880	3610-256-7177	00707
3020-185-0137	03121	3610-256-7181	01202
3020-223-2703	00564	3610-256-7183	00485
3020-223-2703	02819	3610-309-6588	01644
3020-223-2703	03122	3610-338-3239	00312
3020-231-8731	00881	3610-346-2987	00009
3020-242-6267	02432	3610-353-4480	01455
3020-252-7354	02883	3610-353-4486	00306
3020-252-7354	03123	3610-353-4510	01446
3020-267-1877	02884	3610-353-4527	02905
3020-403-7140	00882	3610-353-4536	00006
3020-427-5533	02433	3610-353-4536	02409
3030-267-6831	00851	3610-353-4538	02559
3030-528-4625	00393	3610-353-4538	03150
3030-529-0394	00066	3610-353-4543	02021
3030-585-5756	00065	3610-371-4344	01369
3030-608-1682	00067	3610-374-2567	01489
3040-885-8427	02912	3610-374-2570	01780
3110-100-6160	00923	3610-374-2570	01781
3110-100-6160	00930	3610-374-2573	01432
3110-132-3568	00127	3610-374-2574	01433
3110-136-2302	01448	3610-374-2575	01251
3110-136-2303	02156	3610-374-2576	01236
3110-155-8445	02100	3610-374-2581	01168
3110-155-8445	03139	3610-374-2592	00308
3110-155-9639	01447	3610-374-2593	01427
3110-156-7680	00515	3610-374-2594	01313
3110-156-7680	01842	3610-374-2595	00869
3110-156-7680	02975	3610-374-2596	00870
3110-156-7680	03145	3610-427-5466	00353
3110-156-7724	02990	3610-427-5518	02708
3110-157-6060	00512	3610-427-5550	01167
3110-157-6060	00600	3610-427-5566	00267
3110-190-9336	01221	3610-427-5630	03202
3120-353-4514	01320	3610-427-5643	02998
3120-353-4515	01319	3610-427-5668	01205
3120-353-4521	01880	3610-427-5672	03101
3120-400-2586	02600	3610-427-5683	03102
3120-400-2587	02425	3610-427-5699	01371
3210-453-5629	02492	3610-427-5723	01374
3610-075-1751	00342	3610-427-5807	00017
3610-200-1700	00014	3610-427-5849	01628
3610-200-1700	00015	3610-427-5850	03022
3610-246-7589	02986	3610-427-5881	02475
3610-246-7590	02153	3610-427-5882	02470
3610-246-7590	03100	3610-427-5947	02849
3610-246-7590	03335	3610-427-5948	00848
3610-246-7592	02641	3610-427-5956	02424
3610-246-7592	02650	3610-427-5960	01250
3610-246-7592	03332	3610-496-3448	01252
3610-246-7593	01079	3610-496-3448	01114
3610-246-7593	03339	3610-523-2652	02084
3610-249-1703	00659	3610-526-3972	01531
3610-253-2907	00448	3610-542-2508	00013
3610-253-2908	01797	3610-597-4113	01532
3610-256-7173	01182	3610-598-6729	01530
3610-256-7174	01796	3610-608-1687	02273
3610-256-7176	01183	3610-608-1687	02275
3610-256-7176	03099	3610-608-1687	03264
3610-256-7176	03334	3610-628-0531	02289

**SECTION IV. INDEX-FEDERAL STOCK NUMBER AND REFERENCE NUMBER  
CROSS-REFERENCE TO INDEX NUMBER (Continued)**

<u>STOCK NUMBER</u>	<u>INDEX NUMBER</u>	<u>STOCK NUMBER</u>	<u>INDEX NUMBER</u>
3610-628-0531	02291	3610-885-5680	00639
3610-628-0531	03266	3610-885-5680	00643
3610-652-0617	02429	3610-885-5680	03203
3610-709-6355	00403	3610-885-5681	00362
3610-709-6357	00412	3610-885-5682	00640
3610-730-6422	00839	3610-885-5683	00318
3610-730-6423	01875	3610-885-5684	01990
3610-779-0642	00069	3610-885-5685	02080
3610-784-3697	01400	3610-885-5686	02081
3610-784-3698	01876	3610-885-5687	02082
3610-784-3708	00292	3610-885-5688	02293
3610-784-3709	00280	3610-885-5689	02062
3610-784-5372	02431	3610-885-5690	02277
3610-784-6849	00822	3610-885-5691	00891
3610-785-8093	01406	3610-885-5692	00910
3610-789-6833	01204	3610-885-5693	01220
3610-805-3348	01706	3610-885-5694	01230
3610-805-3349	01131	3610-885-5695	00675
3610-805-3351	02813	3610-885-5696	00653
3610-820-2798	00160	3610-885-5697	00557
3610-822-1483	00167	3610-885-5698	02164
3610-822-1488	03017	3610-885-5699	00915
3610-829-2685	00798	3610-885-8397	00954
3610-829-2688	01941	3610-885-8398	00850
3610-335-4534	01401	3610-885-8399	00846
3610-858-5783	00165	3610-885-8400	01299
3610-861-1360	00838	3610-885-8401	00988
3610-874-0569	00928	3610-885-8403	01284
3610-874-0570	00921	3610-885-8404	01292
3610-874-0571	00927	3610-885-8405	01295
3610-874-0572	00920	3610-885-8406	01332
3610-876-2307	00905	3610-885-8407	01345
3610-878-6490	02085	3610-885-8408	01346
3610-878-6491	02491	3610-885-8409	01445
3610-885-3398	00562	3610-885-8410	01449
3610-885-3399	00149	3610-885-8411	01450
3610-885-3401	00128	3610-885-8412	01451
3610-885-3401	01763	3610-885-8413	01452
3610-885-3401	03138	3610-885-8415	02284
3610-885-3402	00561	3610-885-8416	02427
3610-885-3403	00351	3610-885-8417	02417
3610-885-5663	00144	3610-885-8418	02660
3610-885-5664	00434	3610-885-8419	02659
3610-885-5664	01330	3610-885-8420	02753
3610-885-5665	00018	3610-885-8421	02749
3610-885-5666	00016	3610-885-8422	02254
3610-885-5668	00381	3610-885-8423	02533
3610-885-5669	01424	3610-885-8424	02536
3610-885-5670	01385	3610-885-8424	02901
3610-885-5671	01879	3610-885-8425	02782
3610-885-5672	01856	3610-885-8426	02877
3610-885-5673	01857	3610-885-8429	01287
3610-885-5674	00513	3610-885-8430	02288
3610-885-5675	00514	3610-956-8794	02075
3610-885-5676	01882	3610-972-8022	01672
3610-885-5677	01878	3610-974-9543	03401
3610-885-5678	01352	3610-976-3042	03402
3610-885-5678	01399	3610-986-9717	02802
3610-885-5678	01460	3610-991-3033	02801
3610-885-5678	03143	3610-991-3036	01877
3610-885-5679	01764	4210-555-8837	03116

**SECTION IV. INDEX-FEDERAL STOCK NUMBER AND REFERENCE NUMBER  
CROSS-REFERENCE TO INDEX NUMBER (Continued)**

<u>STOCK NUMBER</u>	<u>INDEX NUMBER</u>	<u>STOCK NUMBER</u>	<u>INDEX NUMBER</u>
4210-708-0031	03117	5340-135-8842	01932
4210-779-3516	03118	5340-135-8842	01979
4710-277-5524	01813	5340-135-8842	03258
4710-277-5524	01815	5340-301-4192	00502
4710-277-5524	02383	5340-587-5245	01206
4710-277-5524	02385	5930-843-0830	00163
4710-277-5524	02387	5930-843-0830	00168
4710-277-5524	03131	5975-178-1205	00187
4720-238-8300	00264	5975-178-1205	03124
4720-238-8300	03127	5975-228-0040	00185
4720-278-4889	00250	5975-228-0040	03126
4720-278-4889	00254	5975-228-6004	00190
4720-278-4889	00256	5975-228-6004	03125
4720-278-4889	00258	6105-784-0662	00045
4720-278-4889	00260	6105-822-0790	00046
4720-278-4889	00262	6105-822-0795	00044
4720-278-4889	00266	6105-885-3210	00047
4720-278-4889	03128	6110-779-0665	00158
4720-278-4915	00252	6110-779-0665	00159
4720-278-4915	00269	6110-779-0665	03341
4720-278-4915	03129	6145-284-0023	03132
4730-044-4569	00419	6685-248-6887	00334
4730-287-1007	01404	6685-248-6887	00454
5310-903-8282	00020	9505-293-4208	02079
5315-011-9117	02913	9505-293-4208	03133
5330-709-6353	00415	9510-596-2015	01570
7340-135-8842	00826	9510-596-2015	03130

<u>REFERENCE NO.</u>	<u>MFG CODE</u>	<u>INDEX NO.</u>	<u>REFERENCE NO.</u>	<u>MFG CODE</u>	<u>INDEX NO.</u>
ASA50-0L	81336	00566	10DC24E	93230	01335
BW126	35624	00411	10DC24E	93230	01649
BZV2RQ	91929	00165	10DC24E	93230	03219
GB150E	93230	00099	10DC62E	93230	00547
GB150E	93230	00375	10DC89	93230	00897
GB150E	93230	02116	10DH122	93230	01860
GB150E	93230	02678	10DH87	93230	01859
GB150E	93230	03251	10DM104E	93230	01893
MS17131-14	96906	02990	10DM104E	93230	01923
MS20995C32	96906	02079	10DM104E	93230	01969
MS20995C32	96906	03133	10DM104E	93230	03221
MS39243-26	96906	00393	10DM105E	93230	01892
MS39257C68	96906	00066	10DM105E	93230	01921
MS421-41-1RC3CLA	96906	00882	10DM105E	93230	01967
MS421-50-1RCLASS	96906	00565	10DM105E	93230	03208
3GRADEA			10DP115	93230	00996
MS90725-60	96906	00408	10DP116	93230	01669
RRP400	81348	00014	10DP116	93230	01670
RRP400	81348	00015	10DP117	93230	01668
WWN351TYPEA	81348	00417	10DP118	93230	01009
ZZ-220	81348	00013	10DP118	93230	01014
1CA459	35624	00403	10DP118	93230	01662
1EF	35624	00398	10DP119	93230	01573
10DC10FE	93230	00945	10DP120	93230	00354
10DC10FE	93230	01008	10DP120	93230	01015
10DC10FE	93230	01013	10DP120	93230	01661
10DC10FE	93230	01067	10DP120	93230	01663
10DC10FE	93230	01075	10DP120	93230	01667
10DC111	93230	00956	10DP120	93230	02516
10DC12E	93230	00717	10DP121	93230	00669
10DC23B	93230	01338	10DP121	93230	01664
10DC23B	93230	01650	10DP121	93230	01665
10DC23B	93230	03222	10DP121	93230	01666

**SECTION IV. INDEX-FEDERAL STOCK NUMBER AND REFERENCE NUMBER  
CROSS-REFERENCE TO INDEX NUMBER (Continued)**

<u>REFERENCE NO.</u>	<u>MFG CODE</u>	<u>INDEX NO.</u>	<u>REFERENCE NO.</u>	<u>MFG CODE</u>	<u>INDEX NO.</u>
10DP121	93230	02223	101DP254	93230	01455
10DP122	93230	00441	1010E	93230	02160
10DP122	93230	01337	1012E	93230	00048
10DP123	93230	00295	1012E	93230	00049
10DP123	93230	00442	1012E	93230	02220
10DP123	93230	01336	1012E	93230	02920
10DP123	93230	02092	1012E	93230	03215
10DP123	93230	02921	1013E	93230	00050
10DP124	93230	00667	1013E	93230	03216
10DP124	93230	01010	1016E	93230	01659
10DP124	93230	01011	1016E	93230	01660
10DP124	93230	01012	1016E	93230	02219
10DP125	93230	00462	1016E	93230	02221
10DP125	93230	00616	1017B	93230	00294
10DP125	93230	00668	1017B	93230	01656
10DP125	93230	01040	1017B	93230	02216
10DP126	93230	01042	1017B	93230	02217
10DP127	93230	00088	1017B	93230	02979
10F04E	93230	00715	1017B	93230	03213
10F04E	93230	00716	1019E	93230	02222
10F04E	93230	01039	1020B	93230	01657
10F04E	93230	01922	1020B	93230	02515
10F04E	93230	01968	1020B	93230	03217
10F04E	93230	02525	1021E	93230	01658
10F04E	93230	02823	1032B	93230	02437
10F04E	93230	02854	1032B	93230	02569
10F04E	93230	03220	1032E	93230	02584
10F06E	93230	00615	1032E	93230	02604
10F06E	93230	01571	1032E	93230	02615
10F06E	93230	01574	1032E	93230	03218
10F06E	93230	02218	1037B	93230	00997
10F06E	93230	02530	105E	35624	00406
10F07E	93230	00614	105P4	35624	00400
10P125	93230	01041	1060DP21	93230	02404
1000E	93230	01007	1066B	93230	01671
1006B	93230	02980	11F93E	93230	02925
1008B	93230	02646	11F95E	93230	00695
1008E	93230	00666	11F99E	93230	00463
10C8E	93230	02638	110AL83E	93230	00344
1008E	93230	02824	110DC26E	93230	00878
1008E	93230	03214	110DC30E	93230	02844
1009E	93230	01655	110DC37E	93230	01918
1009E	93230	02568	110DC37E	93230	01961
1009E	93230	02614	110DC37E	93230	03164
1009E	93230	03212	110DM148E	93230	02102
101DC246	93230	03070	110DM148E	93230	02667
101DC53E	93230	00558	110DM149E	93230	02103
101DC55	93230	03068	110DM149E	93230	02666
101DC57E	93230	00353	110tl150E	93230	02101
101DC63E	93230	03069	110DM150E	93230	02668
101DC65E	93230	02976	110DP132	93230	02563
101DE102	93230	02427	110DP132	93230	02623
101DE103E	93230	02429	110DP140	93230	01858
101DP149	93230	02784	110DP141	93230	01799
101DP242	93230	00561	110DP142	93230	01913
101DP243	93230	00562	110DP142	93230	01956
101DP248	93230	02877	110DP143	93230	00129
101DP250	93230	02355	110DP143E	93230	01765
101DP253	93230	03065	110DP143E	93230	03165

**SECTION IV. INDEX-FEDERAL STOCK NUMBER AND REFERENCE NUMBER  
CROSS-REFERENCE TO INDEX NUMBER (Continued)**

<u>REFERENCE NO.</u>	<u>MFG CODE</u>	<u>INDEX NO.</u>	<u>REFERENCE NO.</u>	<u>MFG CODE</u>	<u>INDEX NO.</u>
110DP144	93230	01843	1113	93230	01679
110DP145	93230	01322	1113	93230	01681
110DP151	93230	02007	1113	93230	01685
110DP152	93230	01324	1113	93230	01691
110DP152	93230	01325	1113	93230	01693
110DP152	93230	01326	1113	93230	01925
110DP152	93230	03163	1113	93230	01971
110DP153	93230	01401	1113	93230	02050
110DP154	93230	01891	1113	93230	02224
110DP155	93230	01354	1113	93230	02226
110DP156	93230	01353	1113	93230	02231
110DP157	93230	01465	1113	93230	02232
110DP158	93230	01473	1113	93230	02441
110DP159	93230	01463	1113	93230	02510
1104	93230	00371	1113	93230	02517
1104	93230	00617	1113	93230	02578
1104	93230	00676	1113	93230	02722
1104	93230	00677	1113	93230	02825
1104	93230	00678	1113	93230	02922
1104	93230	00679	1113	93230	02923
1104	93230	00680	1113	93230	03049
1104	93230	00860	1114	93230	01016
1104	93230	00873	1114	93230	01017
1104	93230	01121	1114	93230	01018
1104	93230	01123	1114	93230	01020
1104	93230	01209	1114	93230	01635
1104	93230	01224	1114	93230	01680
1104	93230	02411	1114	93230	01686
1104	93230	02733	1114	93230	01926
1104	93230	02734	1114	93230	01972
1104	93230	03019	1114	93230	01973
1104	93230	03020	1114	93230	02174
1105	93230	02225	1114	93230	02227
1105	93230	02440	1114	93230	02228
1105	93230	02826	1114	93230	02229
1112	93230	00586	1114	93230	02230
1112	93230	00681	1114	93230	02233
1112	93230	00963	1114	93230	02234
1112	93230	00990	1120	93230	01627
1112	93230	01022	1120	93230	01683
1112	93230	01122	1120	93230	01684
1112	93230	01689	1120	93230	01687
1112	93230	01692	1120	93230	01690
1112	93230	02913	1120	93230	02439
1112	93230	02999	1120	93230	02518
1113	93230	00370	1120	93230	02791
1113	93230	00539	1123	93230	01682
1113	93230	00633	1128	93230	01678
1113	93230	00656	1128	93230	01688
1113	93230	00657	115DC42	93230	00879
1113	93230	00672	115DC62	93230	02476
1113	93230	00675	115DC88	93230	02477
1113	93230	00699	115DC88	93230	02478
1113	93230	00731	115DP139	93230	00567
1113	93230	00980	115DP142	93230	02818
1113	93230	01019	115DP143	93230	02882
1113	93230	01021	115DP144	93230	00563
1113	93230	01088	117DP20	93230	02029
1113	93230	01372	117DP21	93230	02028
1113	93230	01594	118AG6E	93230	00478
1113	93230	01679	118DP137	93230	01348

**SECTION IV. INDEX-FEDERAL STOCK NUMBER AND REFERENCE NUMBER  
CROSS-REFERENCE TO INDEX NUMBER (Continued)**

<u>REFERENCE NO.</u>	<u>MFG CODE</u>	<u>INDEX NO.</u>	<u>REFERENCE NO.</u>	<u>MFG CODE</u>	<u>INDEX NO.</u>
118DP138	93230	01347	126AU	35624	00412
118DP141	93230	01390	126AW	35624	00421
118DP142	93230	01386	1276E	93230	01241
118DP142	93230	01425	1276E	93230	01257
118DP142	93230	03136	1276E	93230	03230
118DP146	93230	01082	1286E	93230	02236
118DP147	93230	02410	1288E	93230	02051
118DP154	93230	00242	1298E	93230	00937
1181E	93230	02212	1298E	93230	01242
1181E	93230	02519	1298E	93230	01258
1181E	93230	03229	1298E	93230	03231
1182E	93230	00509	13DP27	93230	01569
1182E	93230	00981	1311E	93230	01172
1182E	93230	03228	1320E	93230	00991
1185E	93230	02628	1322	93230	00481
119AG5	93230	03257	1331E	93230	00587
119AG5E	93230	00925	134DH9E	93230	02013
119AG5E	93230	00932	1340	93230	01426
119DP53	93230	02090	1340E	93230	01515
119DP54	93230	02885	1342E	93230	01906
11920E	93230	00243	1342E	93230	01927
1197E	93230	02579	1342E	93230	01949
12DP33	93230	01025	1342E	93230	01974
12GAE	35624	00422	1342E	93230	03232
120DP33	93230	01279	1346E	93230	00673
1208E	93230	00626	1346E	93230	01373
122AL171E	93230	00347	1346E	93230	01634
122AL172E	93230	00350	1346E	93230	03233
122DC44E	93230	01166	1348E	93230	00540
122DC55E	93230	02886	135DM130E	93230	02104
122DC57E	93230	03057	135DM130E	93230	02669
122DE45E	93230	02977	135DM130E	93230	03181
122DE91E	93230	01327	135DP126	93230	00008
122DE91E	93230	02845	1350E	93230	00893
122DE91E	93230	03169	1350E	93230	02827
122DE96E	93230	00573	1350E	93230	03234
122DP250	93230	00577	1352E	93230	00518
122DP251	93230	00569	1366E	93230	02258
122DP260	93230	02368	1369E	93230	01023
122DP262	93230	01557	1369E	93230	02926
122DP263	93230	02370	1369E	93230	03235
122DP264	93230	02367	1371E	93230	02837
122DP265	93230	01766	1372E	93230	02114
122DP266	93230	01355	1372E	93230	02115
122DP266	93230	01402	1372E	93230	02235
122DP266	93230	01466	1372E	93230	02676
122DP266	93230	03168	1372E	93230	03236
122DP267	93230	01791	138DP62	93230	01403
122DP267	93230	01793	138DP63	93230	01356
122DP267	93230	01795	138DP64	93230	01467
122DP267	93230	03330	1381	93230	01323
122DP268	93230	00083	1381E	93230	03011
122DP269	93230	00082	1382E	93230	02481
122DP272	93230	01792	140DP95	93230	02149
122DP272	93230	01794	140DP96	93230	02031
122DP272	93230	03329	1418E	93230	00093
125AC	35624	00415	1 447E	93230	01697
125C	35624	00413	1478E	93230	00348
126A	35624	00414	1479E	93230	00345
126AT	35624	00416	1480E	93230	02443

**SECTION IV. INDEX-FEDERAL STOCK NUMBER AND REFERENCE NUMBER  
CROSS-REFERENCE TO INDEX NUMBER (Continued)**

<u>REFERENCE NO.</u>	<u>MFG CODE</u>	<u>INDEX NO.</u>	<u>REFERENCE NO.</u>	<u>MFG CODE</u>	<u>INDEX NO.</u>
1487E	93230	02264	1550DP148	93230	02145
1491E	93230	01431	1550DP150	93230	02787
150DC31	93230	02549	1550DP154	93230	00468
150DM149	93230	02113	1552E	93230	02927
150DP44	93230	01288	1556E	93230	02065
150DP45	93230	01285	1566E	93230	01705
150DP46	93230	01293	1580DP298	93230	00317
150DF47	93230	01296	1582E	93230	00685
150DP50	93230	02675	1582E	93230	00686
1500E	93230	00703	1582E	93230	01543
1500E	93230	02747	1582E	93230	01548
1500E	93230	03240	1582E	93230	01701
1502E	93230	00510	1582E	93230	01703
1503E	93230	00684	1582E	93230	03247
1503E	93230	00690	1583E	93230	01699
1503E	93230	00691	1583E	93230	01700
1503E	93230	00692	1583E	93230	01702
1503E	93230	03238	1583E	93230	03239
1508E	93230	02241	1590DP1271	93230	01911
1509E	93230	01105	1590DP1272	93230	01954
1511E	93230	02182	1590DP344	93230	02834
1512	93230	00355	1590DP345	93230	02869
1512E	93230	02052	160AG2E	93230	00486
1514E	93230	00688	160DC35E	93230	00585
1514E	93230	02151	160DC36E	93230	00584
1514E	93230	02250	160DC38E	93230	01119
1514E	93230	03241	1601DP250	93230	02354
1516E	93230	02442	1613B	95879	00591
1516E	93230	02550	1638DP63	93230	01350
1516E	93230	02736	1638DP64	93230	01459
1516E	93230	03242	1683DP62	93230	01398
1518E	93230	01024	17F74E	93230	00300
1518E	93230	01704	17F74E	93230	01106
1518E	93230	02520	17F74E	93230	03293
1518E	93230	02521	17F76E	93230	02317
1518E	93230	03000	17F77E	93230	02855
1518E	93230	03243	17F86E	93230	00946
1519E	93230	02240	170DP117	93230	00593
1520E	93230	00687	170DP118	93230	00592
1520E	93230	02237	170DP127	93230	01542
1520E	93230	02239	170DP128	93230	01547
1520E	93230	02464	1702E	93230	01040
1520E	93230	03244	1705E	93230	00341
1522E	93230	02630	1705E	93230	00843
1523E	93230	00296	1708DP249	93230	00906
1529E	93230	00689	1708DP250	93230	00916
1531E	93230	02735	1708DP251	93230	00911
1531E	93230	02737	1708DP252	93230	00900
1531E	93230	02738	1710DC45E	93230	01603
1531E	93230	02739	1711DP141	93230	01850
1531E	93230	02740	1721E	93230	00150
1531E	93230	03245	1721E	93230	00151
1533E	93230	00693	1721E	93230	00220
1533E	93230	00694	1721E	93230	00222
1533E	93230	02856	1721E	93230	00223
1533E	93230	02928	1721E	93230	03287
1533E	93230	03246	1724DP76	93230	02671
1547E	93230	02741	1726DP109	93230	02942
1548E	93230	02238	1738	93230	00154
1550DP147	93230	00459	1741	93230	00106

**SECTION IV. INDEX-FEDERAL STOCK NUMBER AND REFERENCE NUMBER  
CROSS-REFERENCE TO INDEX NUMBER (Continued)**

<u>REFERENCE NO.</u>	<u>MFG CODE</u>	<u>INDEX NO.</u>	<u>REFERENCE NO.</u>	<u>MFG CODE</u>	<u>INDEX NO.</u>
1741	93230	00156	181DP528	93230	01419
1741	93230	00166	181DP530	93230	03404
1754E	93230	00501	181DP556	93230	03071
1758E	93230	00500	181DP561	93230	02083
1758E	93230	02073	181DP562	93230	02086
1758E	93230	02785	181DP563	93230	02343
1758E	93230	03288	181DP564	93230	02341
1759E	93230	01148	181DP565	93230	02493
1759E	93230	02072	181DP566	93230	02359
1759E	93230	03289	181DP571	93230	02080
1765DC82E	93230	01646	181DP572	93230	02081
1765DP364	93230	02208	181DP573	93230	02105
1765DP366	93230	01332	181DP574	93230	02082
1766E	93230	01093	181DP575	93230	02084
1766E	93230	01094	181DP576	93230	02660
1766E	93230	03286	181DP577	93230	01369
1767E	93230	00301	181DP578	93230	01406
1770DC218E	93230	02709	181DP579	93230	01488
1770DC260E	93230	01099	1811E	93230	01474
1770DC271E	93230	01598	1825E	93230	02904
1770DC280E	93230	00971	1827	35624	00399
1770DC281E	93230	00966	1836DP789	93230	01043
1770DC286E	93230	00629	1870DP324	93230	01125
1770DC292E	93230	01609	1880DP961	93230	03009
1770DC293E	93230	03038	1880DP967	93230	02262
1770DC294E	93230	02851	19DH6	93230	01845
1770DC31DE	93230	03033	19DP13	93230	01049
1770DC312E	93230	00984	19DP14	93230	01050
1770DC317E	93230	00950	19F13E	93230	00039
1770DC35E	93230	00363	19F13E	93230	02318
1770DC527E	93230	02507	19F13E	93230	03294
1770DP924	93230	02496	19F18E	93230	01753
1770DP925	93230	00648	19F18E	93230	02542
1770DP947	93230	02906	19F18E	93230	02543
1770DP952	93230	01622	19F18E	93230	03295
1770DP957	93230	02192	19F28B	93230	00310
1770DP964	93230	02165	19F30B	93230	00298
1770DP965	93230	02157	19F30B	93230	01377
1770DP969	93230	00976	19F30B	93230	03276
1770DP977	93230	02187	19F31	93230	01572
1770DP979	93230	00960	19F31	93230	01576
1770DP984	93230	02043	19F32B	93230	01139
1770DP987	93230	01504	19F33E	93230	02681
1770DP988	93230	01508	19F33E	93230	03277
1794E	93230	01349	19F33F	93230	02020
1797E	93230	01149	1902E	93230	02261
1804B	93230	02572	1902E	93230	02313
1804B	93230	02586	1903E	93230	00108
1804B	93230	02606	1903E	93230	00754
1804B	93230	02618	1903E	93230	00755
1804B	93230	03290	1903E	93230	01274
181DC102	93230	02708	1903E	93230	03291
181DC129	93230	01161	1904DC837E	93230	01614
181DC227	93230	02433	1904DP1460	93230	01992
181DC340	93230	02490	193DC10	93230	00836
181DC341	93230	02489	193DC10	93230	03397
181DC95	93230	02659	193DC10E	93230	03062
181DE224	93230	02431	193DC11	93230	00835
181DE225	93230	02432	193DC11	93230	03396
181DP527	93230	01418	193DC11E	93230	03061



**SECTION VI. INDEX-FEDERAL STOCK NUMBER AND REFERENCE NUMBER  
CROSS-REFERENCE TO INDEX NUMBER (Continued)**

<u>REFERENCE NO.</u>	<u>MFG CODE</u>	<u>INDEX NO.</u>	<u>REFERENCE NO.</u>	<u>MFG CODE</u>	<u>INDEX NO.</u>
193DP38	93230	02136	1962B	93230	03271
193DP39	93230	02696	1964B	93230	00054
1936DP192	93230	00529	1964B	93230	00423
1937E	93230	00221	1964B	93230	01144
1938E	93230	00476	1964B	93230	01724
1938E	93230	00495	1964B	93230	03272
1938E	93230	00722	1966E	93230	02792
1938E	93230	01453	1973E	93230	01376
1938E	93230	03153	1989E	93230	02829
1939E	93230	03002	1991E	93230	02952
194DC10	93230	00834	1991E	93230	03077
194DC10	93230	02867	1991E	93230	03078
194DC10	93230	03395	1991E	93230	03268
194DC11	93230	00833	1994B	93230	00138
194DC11	93230	02866	1994B	93230	02295
194DC11	93230	03394	1994B	93230	02296
194DE	93230	03152	1994B	93230	02539
194DM45E	93230	01184	1994B	93230	03275
194DM47E	93230	02106	1996E	93230	01523
194DM47E	93230	02670	1997B	93230	00299
194DM47E	93230	03194	1997B	93230	01721
1940E	93230	00855	1997B	93230	02880
1940E	93230	01061	1997B	93230	03273
1940E	93230	01062	1999E	93230	00739
1940E	93230	01063	1999E	93230	01378
1940E	93230	01888	1999E	93230	02538
1940E	93230	02808	1999E	93230	03274
1940E	93230	02992	2AH1	35624	00397
1942B	93230	00730	2B1	35624	C0402
1942B	93230	02511	2BII	35624	00404
1942E	93230	00527	2B2	35624	00401
1945E	93230	02857	2CCC	35624	00405
195DM46E	93230	01185	2Y	35624	00407
195DP48	93230	02088	20DP12	93230	02528
195DP49	93230	01553	20F17E	93230	01138
195DP50	93230	01552	20F56	93230	01140
1953E	93230	01048	20F56	93230	01435
1956E	93230	02758	20F56	93230	01524
1957B	93230	01722	20F57	93230	00357
1957E	93230	01723	20F57	93230	01729
1957E	93230	03278	20F57	93230	01752
1958E	93230	00738	20F57	93230	01936
1958E	93230	01136	20F57	93230	01937
1958E	93230	01359	20F57	93230	01980
1958E	93230	01408	20F57	93230	01984
1958E	93230	02067	20F57	93230	02305
1958E	93230	03269	20F57	93230	02311
1960E	93230	00483	20F57	93230	02958
1960E	93230	01135	20F71	93230	01522
1960E	93230	02297	20F76	93230	00752
1960E	93230	02757	20F76	93230	01142
1960E	93230	02759	20F76	93230	01344
1960E	93230	02950	20F76	93230	01396
1960E	93230	02951	20F76	93230	01734
1960E	93230	02953	20F76	93230	01865
1960E	93230	03270	20F76	93230	02068
1962B	93230	00052	20F76	93230	02304
1962B	93230	00137	20F76	93230	02313
1962B	93230	01227	20F76	93230	02527
1962B	93230	02949	20F76E	93230	00030

**SECTION VI. INDEX-FEDERAL STOCK NUMBER AND REFERENCE NUMBER  
CROSS-REFERENCE TO INDEX NUMBER (Continued)**

<u>REFERENCE NO.</u>	<u>MFG CODE</u>	<u>INDEX NO.</u>	<u>REFERENCE NO.</u>	<u>MFG CODE</u>	<u>INDEX NO.</u>
20F76E	93230	03279	208DP254	93230	02897
20F77	93230	00131	2081	93230	02298
20?77	93230	00519	2081	93230	02954
20F77	93230	01143	2081	93230	02960
20F77	93230	01145	2081	93230	02963
20F77	93230	01146	2082E	93230	00542
20F77	93230	01125	2082E	93230	00548
20F77	93230	01770	2082E	93230	00742
20F77	93230	01196	2082E	93230	00747
20F77	93230	11933	2082E	93230	00751
20F77	93230	01981	2082E	93230	01727
20F77	93230	02260	2082E	93230	02301
20F78	93230	02947	2082E	93230	02308
20178	93230	01464	2082E	93230	02881
200DC40E	93230	03017	2082E	93230	03280
200DP39	93230	01489	2083E	93230	00741
20001	13591	00035	2083E	93230	00748
201DP140	93230	01554	2083E	93230	01436
201DP141	93230	02156	2083E	93230	01437
201DP142	93230	01565	2083E	93230	02303
201DP175	93230	00898	2083E	93230	02307
201DP186	93230	02091	2083E	93230	02959
201DP187	93230	02394	2083E	93230	03281
201DP188	93230	01559	2084	93230	00358
201DP191	93230	00896	2084E	93230	00750
201DP193	93230	02095	2084E	93230	00753
2012E	93230	03104	2084E	93230	01914
206DP127	93230	02069	2083E	93230	01957
206DP130	93230	02750	2084E	93230	02310
206DP138	93230	02751	2084E	93230	02312
206DP136	93230	02281	2084E	93230	03282
206DP138	93230	02286	2085	93230	00132
206DP139	93230	02285	2085	93230	00356
206DP142	93230	02282	2085	93230	00740
2060	93230	01545	2085	93230	00743
2060	93230	01550	2085	93230	01137
2060	93230	02520	2085	93230	01726
2068	93230	01739	2085	93230	01730
2068	93230	01895	2085	93230	02070
2069	93230	00105	2086	93230	00745
2069	93230	00153	2086	93230	01360
2060	93230	00155	2086	93230	01409
2060	93230	00446	2086	93230	01475
2069	93230	00447	2086	93230	01728
2069	93230	01342	2086	93230	01733
2069	93230	01343	2086	93230	01735
2069	93230	02121	2086	93230	01738
2069	93230	02314	2086	93230	01742
2069	93230	02682	2086	93230	01744
2073E	93230	02447	2086	93230	01750
2079	93230	00749	2086	93230	02069
208DC53E	93230	01167	2086	93230	02299
208DC61	93230	02896	2086	93230	02300
208DM226E	93230	00594	2086	93230	02541
208DP236	93230	00491	2086	93230	02814
208DP249	93230	00908	2086	93230	02956
208D0250	93230	00918	2087	93230	00053
208DP251	93230	00913	2087	93230	00746
208DP252	93230	00903	2087	93230	01147
208DP253	93230	03072	2087	93230	01420

**SECTION VI. INDEX-FEDERAL STOCK NUMBER AND REFERENCE NUMBER  
CROSS-REFERENCE TO INDEX NUMBER (Continued)**

<u>REFERENCE NO.</u>	<u>MFG CODE</u>	<u>INDEX NO.</u>	<u>REFERENCE NO.</u>	<u>MFG CODE</u>	<u>INDEX NO.</u>
2087	93230	02071	210DP241	93230	00436
2087	93230	02294	210DP242	93230	02902
20873E	93230	01751	210DP243	93230	02172
2090	93230	00744	210DP244	93230	02042
2090	93230	01745	210DP245	93230	00086
209C	93230	01746	2100	93230	00152
2090	93230	01747	2100	93230	01438
2090	93230	01748	2100	93230	01720
2091	93230	01525	2100	93230	01731
2091	93230	02315	2100	93230	01737
2092	93230	02962	2100	93230	01743
2092E	93230	02955	2100	93230	01749
2093	93230	01741	21032E	93230	00010
2095	93230	02316	211DC109E	93230	01239
2097	93230	01740	211DC110E	93230	01255
21AL17	93230	01732	211DC111	93230	02445
21AL17	93230	01736	211DC50	93230	02746
21AL17	93230	02302	211DC52	93230	00711
21AL18	93230	01141	211DC56	93230	00702
21AL18	93230	02061	211DP138	93230	01132
21DC10	93230	02266	211DP139	93230	02249
21DHL23E	93230	02320	211DP140	93230	02280
21DH24	93230	02306	211DP141	93230	01851
21DF28	93230	00104	2143E	93230	01244
21DP28	93230	00107	2143E	93230	01260
21DP35	93230	01303	21/3E	93230	03285
21DP36	93230	01302	2165E	93230	00725
21DP37	93230	02309	2166E	93230	00589
21DP38	93230	02094	2166E	93230	00727
21DP38	93230	02957	2166E	93230	00807
21DP39	93230	01577	2166E	93230	03356
21DP40	93230	01556	22DP21	93230	03106
21DP40	93230	03267	22F40	93230	02324
21DP41	93230	00096	22F40	93230	02326
21F44E	93230	00864	22F40	93230	02329
21F59E	93230	01070	22F40	93230	02330
21F59E	93230	01078	22F62	93230	00465
21F59E	93230	03296	22F62	93230	00511
21F59F	93230	00844	22F62	93230	00762
21F62E	93230	00311	22F62	93230	01051
210AG5	93230	02720	22F62	93230	01150
210DC36	93230	01555	22F62	93230	01938
210DC36E	93230	00497	22F62	93230	01939
210DC38E	93230	02494	22F62	93230	01985
210DC45E	93230	01605	22F62	93230	01986
210DC48E	93230	01604	22F62	93230	02123
210DE87E	93230	02434	22F62	93230	02327
210DH166E	93230	02180	22F62	93230	02450
210DH187	93230	02943	22F62	93230	02502
210DH192	93230	01590	22F62	93230	02573
210DP187	93230	02044	22F62	93230	02587
210DP233	93230	03403	22F62	93230	02607
210DP234	93230	02150	22F62	93230	02619
210DP235	93230	00596	22F62	93230	02967
210DP235	93230	01580	22F62	93230	03050
210DP215	93230	03195	22F66	93230	00109
210DP23'1	93230	00427	22F66	93230	00645
210DP238	93230	01579	22F66	93230	00705
210DP239	93230	01583	22F66	93230	00706
210DP240	93230	02209	22F66	93230	00758

**SECTION VI. INDEX-FEDERAL STOCK NUMBER AND REFERENCE NUMBER  
CROSS-REFERENCE TO INDEX NUMBER (Continued)**

<u>REFERENCE NO.</u>	<u>MFG CODE</u>	<u>INDEX NO.</u>	<u>REFERENCE NO.</u>	<u>MFG CODE</u>	<u>INDEX NO.</u>
22F66	93230	00759	2252	93230	00349
22F66	93230	00765	2258	93230	00437
22F66	93230	00766	226DC23E	93230	03073
22F66	93230	00768	226DC40E	93230	00605
22F66	93230	00771	226DP109	93230	01944
22F66	93230	00777	226DP110	93230	02879
22F66	93230	00874	226DP111	93230	01671
22F66	93230	00958	2282	93230	01151
22F66	33230	01095	2284	93230	00112
22F(6	93230	01155	2284	93230	00112
22F66	93230	01156	2284	93230	00116
22F66	93230	01228	2284	93230	00424
22F66	93230	01401	2284	93230	00761
22F66	93230	01760	2284	93230	01158
22F66	93230	02190	2284	93230	01677
22F66	93230	025 /4	2284	93230	01709
22F66	93230	02763	2284	93230	02074
22F66	93230	02766	2284	93230	02357
22F66	93230	02969	2284	93230	02361
22F66	93230	03066	2284	93230	02946
220DC21E	93230	00713	2289	93230	00056
220DC23E	93230	02900	2289	93230	00139
220DE97E	93230	00931	2289	93230	00302
220DE98E	93230	00924	2289	93230	00304
220DP101	93230	00934	2289	93230	00359
220DP104	93230	02898	2289	93230	00438
220DP105	93230	02899	2289	93230	00602
223DC11	93230	00267	2289	93230	00760
223DC8	93230	00306	2289	93230	00764
223DP79	93230	00253	2289	93230	00767
223DP80	93230	00257	2289	93230	00772
223DP81	93230	00259	2289	93230	00773
223DP82	93230	00249	2289	93230	00775
223DP83	93230	00251	2289	93230	00941
223DP83	93230	00268	2289	93230	00947
223DP84	93230	00255	2289	93230	00974
223DP85	93230	00261	2289	93230	00987
223DP90	93230	00265	2289	93230	01052
223DP90	93230	00335	2289	93230	01107
223DP91	93230	00263	2289	93230	01152
223DP91	93230	01272	2289	93230	01153
2232	93230	00305	2289	93230	01154
2232	93230	00559	2289	93230	01157
2232	93230	00774	2289	93230	01188
2232	93230	01527	2289	93230	01189
2233	93230	00603	2289	93230	01497
2233B	93230	02501	2289	93230	01501
2233E	93230	00055	2289	93230	01526
2233E	93230	00776	2289	93230	01601
2233E	93230	01505	2289	93230	01607
2233E	93230	01509	2289	93230	01612
2233E	93230	03298	2289	93230	01617
2234	93230	00428	2289	93230	01755
2234	93230	00543	2289	93230	01756
2234	93230	02035	2289	93230	01757
224DP71	93230	00/,79	2289	93230	01758
224DP73	93230	02107	2289	93230	01759
224DP75	93230	02137	2289	93230	01772
224DP76	93230	02672	2289	93230	02184
224DP77	93230	01490	2289	93230	02195

**SECTION VI. INDEX-FEDERAL STOCK NUMBER AND REFERENCE NUMBER  
CROSS-REFERENCE TO INDEX NUMBER (Continued)**

<u>REFERENCE NO.</u>	<u>MFG CODE</u>	<u>INDEX NO.</u>	<u>REFERENCE NO.</u>	<u>MFG CODE</u>	<u>INDEX NO.</u>
2289	93230	02325	2321B	93230	02588
2289	93230	02328	2321B	93230	02608
2289	93230	02344	2321E	93230	03308
2289	93230	02482	2323B	93230	02838
2289	93230	02545	2323B	93230	02972
2289	93230	02546	2323B	93230	03303
2289	93230	02580	2323E	93230	02872
2289	93230	02632	2324	93230	01163
2289	93230	02649	2324	93230	02983
2289	93230	02712	2325B	93230	01761
2289	93230	02723	2325B	93230	03304
2289	93230	02760	2328E	93230	02831
2289	93230	02761	2333B	93230	02574
2289	93230	02762	2333B	93230	02620
2289	93230	02764	2333B	93230	03305
2289	93230	02765	2336E	93230	00627
2289	93230	02858	2336E	93230	00953
2289	93230	02859	2336E	93230	00969
2289	93230	02860	2336E	93230	02862
2289	93230	02861	2336E	93230	02971
2289	93230	02964	2336E	93230	02973
2289	93230	02965	2336E	93230	03051
2289	93230	02966	2336E	93230	03052
2289	93230	02968	2336E	93230	03300
2289	93230	02970	2336E	93230	03302
2289	93230	02984	2338B	93230	00378
2289	93230	03003	2338B	93230	02451
2289	93230	03004	2338B	93230	03306
2289	93230	03008	2340E	93230	01159
2289	93230	03036	2342E	93230	03084
2289	93230	03041	2347	93230	00078
2289	93230	03059	2362	93230	00726
2289	93230	03080	2362	93230	00769
2292E	93230	00471	2362	93230	00770
2292E	93230	00757	2362	93230	02448
2292E	93230	01987	2362	93230	02640
2292E	93230	02547	2362	93230	02648
2292E	93230	02704	2364B	93230	00387
2292E	93230	02716	2364B	93230	00778
2292E	93230	03299	2364B	93230	00926
2296	93230	00763	2364B	93230	00933
23AH35E	93230	02830	2364B	93230	03307
23DC38	93230	02449	2364E	93230	01190
23DC42B	93230	00303	2370E	93230	00032
23DC44	93230	01519	2370E	93230	00037
23DH57E	93230	01439	2370E	93230	00038
23F14B	93230	00386	2370E	93230	01423
23F14B	93230	00484	2370E	93230	03283
23F14B	93230	01096	2372E	93230	00031
23F14B	93230	01179	2372E	83230	00033
23F14B	93230	03301	2372E	93230	00034
23F15	93230	02531	2372E	93230	00036
23F41B	93230	00875	2372E	93230	00237
2301	93230	01596	2372E	93230	02034
2301	93230	01754	2372E	93230	02122
2301	93230	01771	2372E	93230	02683
2301	93230	03079	2372E	93230	03284
2301	93230	03081	24DC121E	93230	01177
2301	93230	03082	24DC125	93230	01394
2301	93230	03083	24DC51E	93230	02469

**SECTION VI. INDEX-FEDERAL STOCK NUMBER AND REFERENCE NUMBER  
CROSS-REFERENCE TO INDEX NUMBER (Continued)**

<u>REFERENCE NO.</u>	<u>MFG CODE</u>	<u>INDEX NO.</u>	<u>REFERENCE NO.</u>	<u>MFG CODE</u>	<u>INDEX NO.</u>
24DC51E	93230	02474	260DP92	93230	00936
24DC51E	93230	03292	260DP93	93230	02154
24DC52B	93230	01134	2611E	93230	00525
24DC54E	93230	01068	265DC140E	93230	02436
24DC54E	93230	01076	265DC208E	93230	01642
24DC54E	93230	03237	265DC209E	93230	01643
24DC57B	93230	03023	265DC63E	93230	01641
24DC63E	93230	01028	265DC69E	93230	00652
24DC67E	93230	01178	265DC70E	93230	00664
24DC92E	93230	01395	265DC72	93230	01001
24DE7E	93230	02987	265DC73E	93230	01654
24DH73	93230	01935	265DC74E	93230	01087
24DH73	93230	01983	265DC76E	93230	01006
24DL200E	93230	00087	265DC77E	93230	01000
24DP124	93230	02500	265DC80	93230	01647
24DP126	93230	01047	265DP349	93230	03046
24DP127	93230	00756	265DP351	93230	01003
24DP129	93230	02319	265DP352	93230	00995
24DP130	93230	01934	265DP353	93230	02204
24DP130	93230	01982	265DP355	93230	02213
24DP135	93230	01518	265DP357	93230	02919
24DP136	93230	00110	265DP358	93230	02215
2457E	93230	02321	265DP360	93230	01653
2457E	93230	02322	265DP361	93230	01852
2457E	93230	02323	265DP362	93230	01003
2457E	93230	03297	265DP363	93230	02214
25DC10B	93230	00808	265DP364	93230	02210
25DH12E	93230	00549	265DP365	93230	03048
25DH12E	93230	01897	265DP366	93230	01333
25DH12E	93230	01942	265DP367	93230	00440
25DH12E	93230	01995	265DP370	93230	02111
25DH12E	93230	03354	265DP371	93230	02732
25DP16	93230	02066	265DP372	93230	01513
25E15B	93230	01218	2664E	93230	01318
25F11B	93230	00904	270AG34E	93230	00368
25F11B	93230	00909	270DC210E	93230	02721
25F11B	93230	00914	270DC211E	93230	02715
25F11B	93230	00919	270DC215E	93230	02514
25F11B	93230	03355	270DC218	93230	02710
25F15B	93230	01219	270DC253	93230	01615
25F15B	93230	03351	270DC260E	93230	01100
2508E	93230	03105	270DC263E	93230	01639
2527E	93230	02381	270DC265E	93230	01593
2555E	93230	00238	270DC269	93230	03043
2562B	93230	02595	270DC271E	93230	01599
2562B	93230	02625	270DC277E	93230	01640
2562B	93230	03352	270DC280E	93230	00972
2574E	93230	01866	270DC281E	93230	00967
2579B	93230	01808	270DC285E	93230	03044
2579B	93230	02706	270DC286E	93230	00630
2579B	93230	02718	270DC288	93230	00977
2579B	93230	03353	270DC292	93230	01610
2590DP1271	93230	01910	270DC293E	93230	03034
2590DP1272	93230	01953	270DC293E	93230	03039
260DC11E	93230	02564	270DC293E	93230	03202
260DC14E	93230	01086	270DC294	93230	02852
260DC19E	93230	00611	270DC297E	93230	02849
260DP128	93230	02754	270DC298	93230	00637
260DP129	93230	02755	270DC299E	93230	00644
260DP90	93230	00521	270DC300E	93230	00661

**SECTION VI. INDEX-FEDERAL STOCK NUMBER AND REFERENCE NUMBER  
CROSS-REFERENCE TO INDEX NUMBER (Continued)**

<u>REFERENCE NO.</u>	<u>MFG CODE</u>	<u>INDEX NO.</u>	<u>REFERENCE NO.</u>	<u>MFG CODE</u>	<u>INDEX NO.</u>
270DC302	93230	00714	270DP981	93230	01222
270DC308E	93230	01208	270DP982	93230	01633
270DC312E	93230	00985	270DP983	93230	02728
270DC313E	93230	01120	270DP984	93230	02045
270DC315E	93230	02903	270DP985	93230	01496
270DC316E	93230	02916	270DP986	93230	01500
270DC317E	93230	00951	270DP989	93230	00114
270DC318E	93230	00383	2701E	93230	01520
270DC353E	93230	00507	2714	93230	00059
270DC527E	93230	02508	2714	93230	01110
270DC562E	93230	00641	2714	93230	01192
270DC932	93230	00662	2714	93230	01193
270DE230E	93230	01630	2714	93230	02504
270DE231E	93230	02583	2714	93230	03327
270DE231E	93230	02603	27141E	93230	00733
270DE231E	93230	03207	2716	93230	02503
270DE232E	93230	02567	2717E	93230	00058
270DE232E	93230	02613	2717E	93230	02575
270DE232E	93230	03206	2717E	93230	02589
270DE242E	93230	00508	2717E	93230	02609
270DE246E	93230	00859	2717E	93230	02621
270DE248	93230	03010	2717E	93230	03328
270DE249E	93230	02998	2720	93230	00360
270DE252E	93230	02917	2720	93230	01200
270DE364E	93230	02918	2720	93230	03086
270DP923	93230	00613	2720	93230	03087
270DP924	93230	02498	2720	93230	03326
270DP925	93230	00649	28AG26	93230	00862
270DP926	93230	02703	28AC28	93230	00379
270DP927	93230	00625	28AG29	93230	02075
270DP928	93230	02731	28AH127	93230	02414
270DP947	93230	02907	28AH130	93230	02168
270DP949	93230	00940	28AH130	93230	02185
270DP950	93230	00944	28AH130	93230	03338
270DP951	93230	01619	28AH138	93230	01203
270DP952	93230	01623	28DC144	93230	01940
270DP953	93230	01638	28DC144	93230	01989
270DP954	93230	00989	28DC144	93230	03336
270DP955	93230	02181	28DC44	93230	01071
270DP957	93230	02193	28DC44	93230	01079
270DP958	93230	02201	28DC44	93230	03339
270DP959	93230	01963	28DC45	93230	02641
270DP960	93230	02202	28DC45	93230	02650
270DP961	93230	02177	28DC45	93230	03332
270DP963	93230	02200	28DC48	93230	01202
270DP964	93230	02166	28DC49	93230	00324
270DP965	93230	02158	28DC50	93230	00718
270DP966	93230	00955	28DC51	93230	02371
270DP967	93230	02199	28DC53	93230	01206
270DP968	93230	01919	28DC54	93230	02986
270DP968	93230	01965	28DC55	93230	00707
270DP968	93230	03204	28DC57	93230	01796
270DP971	93230	01920	28DC58	93230	01183
270DP971	93230	01966	28DC58	93230	03099
270DP971	93230	03205	28DC58	93230	03334
270DP975	93230	01187	28DC59	93230	02909
270DP977	93230	02188	28DC60	93230	02153
270DP973	93230	02197	28DC60	93230	03100
270DP979	93230	00961	28DC60	93230	03335
270DP980	93230	01223	28DC64	93230	00485

**SECTION VI. INDEX-FEDERAL STOCK NUMBER AND REFERENCE NUMBER  
CROSS-REFERENCE TO INDEX NUMBER (Continued)**

<u>REFERENCE NO.</u>	<u>MFG CODE</u>	<u>INDEX NO.</u>	<u>REFERENCE NO.</u>	<u>MFG CODE</u>	<u>INDEX NO.</u>
28DC65	93230	00448	3DP177	93230	02480
28DC66	93230	01205	3DP178	93230	00157
28DC82	93230	03101	3DP182	93230	00120
28DE102	93230	02372	3DP184E	93230	02994
28DE102	93230	02770	30DP15	93230	01443
28DE102	93230	03337	30DP16	93230	01246
28DE72	93230	02053	30DP16	93230	01264
28DE74	93230	00798	301E	93230	00697
28DH179	93230	01530	301E	93230	00698
28DM194	93230	01182	301E	93230	02665
28DP218	93230	01397	301E	93230	03171
28DP224	93230	01204	3010E	93230	01213
28DP225	93230	00307	3012E	93230	00388
28DP226	93230	01797	3012E	93230	03350
28DP227	93230	01531	3014E	93230	01247
28DP228	93230	01532	3014E	93230	01262
280DC60E	93230	02895	302E	93230	01038
2808	93230	01442	305E	93230	00575
2845	93230	00828	305E	93230	02654
2854	93230	01180	305E	93230	03172
2877	93230	01941	307E	93230	02846
2877	93230	01988	308DP904	93230	02537
2877	93230	03333	308E	93230	00043
29AL103	93230	00341	308E	93230	02978
29DC21	93230	01098	308E	93230	03170
29DC22	93230	03102	3124E	93230	01248
29DC25	93230	00502	3124E	93230	01263
29DE48E	93230	03024	3124E	93230	03345
29DP110	93230	00121	319E	93230	00883
290DP26	93230	01276	319E	93230	00885
2910	93230	00659	319E	93230	00886
2931	93230	02373	319E	93230	02485
2947	93230	01261	319E	93230	03173
2948E	93230	01245	320DC100E	93230	01169
2955	93230	02592	325E	93230	02656
2955	93230	02633	33DE8E	93230	02593
2955	93230	03331	33DP17	93230	02634
3AH48	93230	00797	330DC21E	93230	00654
3CA459	35624	00409	330DC22	93230	01371
3DC167E	93230	00842	330DC24E	93230	00671
3DC26E	93230	00571	330DE88E	93230	02912
3DC28E	93230	02011	330DH58E	93230	02047
3DC28E	93230	02012	330DP89	93230	02173
3DC28E	93230	02484	331AG50E	93230	01031
3DC28E	93230	03176	331AG93E	93230	00376
3DC32E	93230	02995	331AG93E	93230	00862
3DC43E	93230	00574	331AG93E	93230	03255
3DC88E	93230	01083	331DC148E	93230	01124
3DC88E	93230	01328	331DC149E	93230	00385
3DC88E	93230	03175	331DC155E	93230	01471
3DE18E	93230	01456	331DC193E	93230	01803
3DE23E	93230	02887	331DC2153	93230	01240
3DP160	93230	02061	331DC2153	93230	01256
3DP161	93230	02369	331DC240	93230	00655
3DP163	93230	01457	331DC354E	93230	00658
3DP168	93230	03097	331DC372E	93230	03118
3DP169	93230	03098	331DC424E	93230	01171
3DP171	93230	02347	331DC480E	93230	01173
3DP175	93230	00884	331DH387E	93230	00824
3DP176E	93230	03031	331DH393E	93230	02178



**SECTION VI. INDEX-FEDERAL STOCK NUMBER AND REFERENCE NUMBER  
CROSS-REFERENCE TO INDEX NUMBER (Continued)**

<u>REFERENCE NO.</u>	<u>MFG CODE</u>	<u>INDEX NO.</u>	<u>REFERENCE NO.</u>	<u>MFG CODE</u>	<u>INDEX NO.</u>
331DH418E	93230	02183	336DP820	93230	00147
331DL2007	93230	00737	336DP821	93230	00146
331DP151E	93230	01595	336DP824	93230	02937
331DP482	93230	01625	336DP826	93230	01270
331DP483	93230	01676	336DP833	93230	00095
331DP483	93230	01708	336DP835	93230	00026
331DP483	93230	03248	336DP835	93230	00028
331DP48L	93230	02049	336DP835	93230	02115
3313E	93230	02059	336DP835	93230	02677
33325E	93230	02055	336PA829	93230	00098
33584	93230	00023	336PA848	93230	00097
336DC117	93230	02797	33892	06000	02930
336DC12E	93230	00499	340DC10E	93230	02938
336DC127	93230	02473	340DC9E	93230	02908
336DC128	93230	02468	340DH33E	93230	02056
336DC407E	93230	01606	340DH39E	93230	01516
336DC520E	93230	01928	340DP56E	93230	02152
336DC520E	93230	01975	340DP57	93230	02412
336DC520E	93230	03249	340DP60	93230	00100
336DC542E	93230	02259	343AG14	93230	00831
336DC566	93230	00024	343DC168	93230	01034
336DC613	93230	00021	343DC42E	93230	01982
336DC613	93230	00236	343DC81	93230	00135
336DC735E	93230	01175	343DC82E	93230	00395
336DE74E	93230	02945	343DP262	93230	00136
336DL2002E	93230	02057	343DP264	93230	01767
336DP117	93230	02936	343DP265	93230	00130
336DP2235	93230	00029	343PB221	93230	00118
336DP757	93230	01434	343PB222	93230	00079
336DP758	93230	01422	345DC45E	93230	01226
336DP759	93230	01392	35DP47	93230	02939
336DP766	93230	00531	35DP48	93230	01714
336DP767	93230	00537	35DP49	93230	01334
336DP768	93230	00538	35DP53	93230	02631
336DP771	93230	02023	355E	93230	02483
336DP772	93230	02242	360DP52	93230	02526
336DP784	93230	00051	360DP53	93230	02529
336DP785	93230	02932	3619-2	06000	02931
336DP787	93230	01090	366DC12E	93230	02245
336DP789	93230	01045	366DC15E	93230	00719
336DP790	93230	02033	366DC16	93230	01374
336DP792	93230	00027	367AH29	93230	00826
336DP801	93230	01091	367AH29	93230	01932
336DP802	93230	01907	367AH29	93230	01979
336DP802	93230	01950	367AH29	93230	03258
336DP803	93230	01862	367AH29E	93230	01894
336DP806	93230	02813	367AH45	93230	02247
336DP807	93230	01544	367AH45	93230	02742
336DP808	93230	01549	367AH45	93230	02743
336DP809	93230	01283	367AH45	93230	03256
336DP810	93230	02408	367AL40	93230	00103
336DP812	93230	01675	367DH81	93230	00825
336DP814	93230	01710	367DH81	93230	01393
336DP815	93230	01711	367DH81	93230	03261
336DP816	93230	02093	367DM109	93230	02117
336DP817	93230	00444	367DM109	93230	02679
336DP817	93230	01340	367DM109	93230	03260
336DP818	93230	00443	367DM110	93230	02118
336DP818	93230	01339	367DM110	93230	02680
336DP819	93230	01575	367DM110	93230	03262

**SECTION VI. INDEX-FEDERAL STOCK NUMBER AND REFERENCE NUMBER  
CROSS-REFERENCE TO INDEX NUMBER (Continued)**

<u>REFERENCE NO.</u>	<u>MFG CODE</u>	<u>INDEX NO.</u>	<u>REFERENCE NO.</u>	<u>MFG CODE</u>	<u>INDEX NO.</u>
367DM111	93230	02119	380DP941	93230	02864
367RM111	93230	02744	380DP942E	93230	01108
367DM111	93230	03263	380DP944	93230	03093
367DP112	93230	02246	380DP946	93230	01196
367PA66	93230	00075	380DP947	93230	01198
367PA66	93230	00101	380DP948	93230	01133
367PA66	93230	03259	380DP949	93230	03053
367PA73E	93230	00125	380DP950	93230	03085
367PA74	93230	00102	380DP951	93230	01195
370DC111E	93230	02639	380DP952	93230	03014
370DC112	93230	02748	380DP953	93230	01053
370DC115E	93230	01092	380DP954	93230	02333
370DC122	93230	00704	380DP955	93230	03060
370DC124	93230	02948	380DP956	93230	03095
370DC154E	93230	02647	380DP957	93230	03094
370DC215	93230	02446	380DP960	93230	02985
370DH270E	93230	00827	380DP961	93230	03012
370DP309	93230	01375	380DP964	93230	01777
370DP310E	93230	02060	380DP965	93230	01191
370DP311	93230	00619	380DP966	93230	01199
370DP319	93230	02251	380DP967	93230	02267
370DP320	93230	01719	380DP968	93230	02551
370DP321	93230	02253	380DP969	93230	01778
370DP322	93230	00439	380DP970	93230	01775
370DP324	93230	01126	380DP971	93230	01776
3710	93230	02024	380DP972	93230	02362
3710	93230	02148	380DP973	93230	01197
3715E	93230	01046	380DP977	93230	03096
3736	93230	02774	380DP981	93230	02335
38DC1E	93230	00588	380DP982	93230	02331
38DC2E	93230	01210	380DP983	93230	02334
38DP299	93230	02807	380DP984	93230	02345
380DC245E	93230	01109	380DP985	93230	01773
380DC277E	93230	00786	380DP986	93230	01273
380DC279E	93230	00790	380DP987	93230	01361
380DC2801E	93230	00781	380DP987	93230	01410
380DC281E	93230	00780	380DP987	93230	01476
380DC289E	93230	01164	380DP987	93230	03309
380DC298E	93230	02863	380DP989	93230	01529
380DC299E	93230	00724	380DP991	93230	00117
380DC464E	93230	02452	3808	93230	03021
380DMI980E	93230	02124	39DC1E	93230	01069
380DM980E	93230	02684	39DC1E	93230	01077
380DM980E	93230	03310	39DP10	93230	02027
380DP901	93230	00791	39DP10	93230	02032
380DP903	93230	02332	39DP10	93230	03225
380DP905	93230	02534	39ED1E	93230	03252
380DP906	93230	00788	390DC69	93230	02287
380DP907	93230	00785	390DP122	93230	02063
380DP908	93230	00784	390DP123	93230	02756
380DP909	93230	00783	390DP124	93230	02752
380DP910	93230	02767	390DP125	93230	02274
380DP911	93230	02769	390DP125	93230	02276
380DP912	93230	02768	390DP126	93230	02290
380DP913	93230	00782	390DP126	93230	02292
380DP915	93230	01528	390DP127	93230	02293
380DP916	93230	00787	390DP130	93230	02283
380DP917	93230	00779	390DP131	93230	02270
380DP918	93230	00789	391DC137	93230	01477
380DP940	93230	00057	391DC139	93230	01478

**SECTION VI. INDEX-FEDERAL STOCK NUMBER AND REFERENCE NUMBER  
CROSS-REFERENCE TO INDEX NUMBER (Continued)**

<u>REFERENCE NO.</u>	<u>MFG CODE</u>	<u>INDEX NO.</u>	<u>REFERENCE NO.</u>	<u>MFG CODE</u>	<u>INDEX NO.</u>
391DC139	93230	01479	391DP131	93230	01362
391DC34	93230	01779	391DP131	93230	01411
391DC34	93230	01784	391DP131	93230	01480
391DC35	93230	01780	391DP131	93230	03315
391DC35	93230	01781	391DP132	93230	01788
391DC35	93230	03314	391DP133	93230	01789
391DC36	93230	01782	391DP135	93230	01786
391DC36	93230	01785	391DP136	93230	01787
391DC36	93230	03312	393DC9E	93230	00796
391DC37	93230	01783	395DP131	93230	01054
391DC37	93230	01790	395DP132	93230	02366
391DC37	93230	03311	395DP133	93230	02365
391DM100	93230	02129	395DP135	93230	02352
391DM100	93230	02132	395DP138	93230	01774
391DM100	93230	02690	395DP139	93230	01521
391DM100	93230	02691	395DP140	93230	02346
391DM100	93230	03321	395DP141	93230	00119
391DM101	93230	02130	395DP142	93230	00080
391DM101	93230	02133	396DC121E	93230	00800
391DM101	93230	02692	396DC122E	93230	02453
391DM101	93230	02693	396DC134	93230	00894
391DM101	93230	03322	396DC136E	93230	00801
391DM102	93230	02125	396DC137E	93230	03088
391DM102	93230	02336	396DC137E	93230	03089
391DM102	93230	02685	396DC146E	93230	02552
391DM102	93230	03323	396DC197E	93230	03340
391DM103	93230	02126	396DC54E	93230	03090
391DM103	93230	02337	396DC57E	93230	02865
391DM103	93230	02686	396DC58E	93230	02793
391DM103	93230	03324	396DC87	93230	02553
391DM104	93230	02127	396DP190	93230	00799
391DM104	93230	02338	398DC13	93230	01176
391DM104	93230	02687	404DC1073	93230	01380
391DM104	93230	03325	404DC1326E	93230	02161
391DM99	93230	02128	404DC1477	93230	02555
391DM99	93230	02131	404DC1539E	93230	02914
391DM99	93230	02688	404DC155E	93230	02724
391DM99	93230	02689	404DC156E	93230	02594
391DM99	93230	03313	404DC157	93230	02711
391DM99	93230	03320	404DC163E	93230	02705
391DP123	93230	00792	404DC163E	93230	02717
391DP124	93230	00793	404DC163E	93230	03344
391DP125	93230	00794	404DC167E	93230	00863
391DP126	93230	00795	404DC173	93230	03103
391DP127	93230	01363	404DC178E	93230	00646
391DP127	93230	01412	404DC179	93230	00642
391DP127	93230	01481	404DC180E	93230	00665
391DP127	93230	03316	404DC182	93230	00638
391DP128	93230	01364	404DC183E	93230	00631
391DP128	93230	01413	404DC185E	93230	00632
391DP128	93230	01482	404DC196E	93230	00804
391DP128	93230	03317	040DC214E	93230	00952
391DP128	93230	03318	404DC217	93230	01600
391DP129	93230	01365	404DC219	93230	01611
391DP129	93230	01414	404DC220E	93230	00973
391DP129	93230	01483	404DC220E	93230	01128
391DP130	93230	01366	404DC221E	93230	00962
391DP130	93230	01415	404DC221E	93230	01225
391DP130	93230	01484	404DC221E	93230	02832
391DP130	93230	03319	404DC221E	93230	03346

**SECTION VI. INDEX-FEDERAL STOCK NUMBER AND REFERENCE NUMBER  
CROSS-REFERENCE TO INDEX NUMBER (Continued)**

<u>REFERENCE NO.</u>	<u>MFG CODE</u>	<u>INDEX NO.</u>	<u>REFERENCE NO.</u>	<u>MFG CODE</u>	<u>INDEX NO.</u>
404DC222	93230	02853	404DP1444	93230	00854
404DC223	93230	03035	404DP1445	93230	01620
404DC223	93230	03040	404DP1445	93230	01626
404DC224E	93230	03054	404DP1446	93230	00992
404DC226E	93230	00986	404DP1447	93230	01806
404DC226E	93230	03047	404DP1448	93230	01111
404DC226E	93230	03342	404DP1449	93230	01112
404DC227	93230	00979	404DP1450	93230	01113
404DC228	93230	00978	404DP1451	93230	01908
404DC229E	93230	00968	404DP1451	93230	01951
404DC231	93230	01127	404DP1453	93230	02206
404DC235E	93230	01379	404DP1459	93230	02836
404DC236E	93230	01367	404DP1459	93230	02871
404DC241E	93230	00389	404DP1460	93230	01994
404DC241E	93230	03343	404DP1461	93230	02465
404DC244	93230	01648	404DP1464	93230	02374
404DC245E	93230	01801	404DP1465	93230	02194
404DC246E	93230	00806	404DP1466	93230	02170
404DC248	93230	01624	404DP1467	93230	02169
404DC257	93230	03013	404DP1470	93230	01853
404DC259E	93230	00560	404DP1470	93230	02211
404DC263E	93230	00876	404DP1473	93230	01964
404DC484E	93230	03224	404DP1473	93230	02189
404DC547E	93230	02420	404DP1473	93230	02198
404DC615E	93230	02455	404DP1473	93230	02729
404DC616E	93230	02456	404DP1474	93230	01581
404DC718E	93230	02509	404DP1475	93230	02375
404DC837	93230	01616	404DP1476	93230	01804
404DC864E	93230	00734	404DP1478	93230	01800
404DC961B	93230	01194	404DP1479	93230	01217
404DE1432	93230	02911	404DP1480	93230	01807
404DE484FE	93230	02571	404DP1481	93230	01289
404DE484E	93230	02617	404DP1482	93230	01306
404DE535	93230	02457	404DP1483	93230	01294
404DE540	93230	02428	404DP1483	93230	01297
404DH1101E	93230	00092	404DP1484	93230	01802
404DH908E	93230	02048	404DP1486	93230	01286
404DP1394	93230	01212	404DP1487	93230	01004
404DP1395	93230	01215	404DP1488	93230	00650
404DP1395	93230	01216	404DP1489	93230	02159
404DP1395	93230	03348	404DP1490	93230	01993
404DP1398	93230	01381	404DP1491	93230	02376
404DP1399	93230	00466	404DP1492	93230	02356
404DP1399	93230	00621	404DP1494	93230	02377
404DP1399	93230	03349	404DP1495	93230	01316
404DP1400	93230	00674	404DP1496	93230	02378
404DP1401	93230	02505	404DP1497	93230	01636
404DP1402	93230	02554	404DP1499	93230	01005
404DP1403	93230	00802	404DP1500	93230	00133
404DP1404	93230	00805	404DP1501	93230	01900
404DP1405	93230	00361	404DP1502	93230	01917
404DP1406	93230	00803	404DP1503	93230	01563
404DP1409	93230	02629	404DP1503	93230	01718
404DP1411	93230	02454	404DP1515	93230	02380
404DP1435	93230	00060	404DP1516	93230	02379
404DP1439	93230	02910	404DP1517	93230	02112
404DP1440	93230	03067	404DP1517	93230	02730
404DP1441	93230	01805	404DP1518	93230	02673
404DP1442	93230	02789	404DP1519	93230	01498
404DP1443	93230	01211	404DP1519	93230	01502

**SECTION VI. INDEX-FEDERAL STOCK NUMBER AND REFERENCE NUMBER  
CROSS-REFERENCE TO INDEX NUMBER (Continued)**

<u>REFERENCE NO.</u>	<u>MFG CODE</u>	<u>INDEX NO.</u>	<u>REFERENCE NO.</u>	<u>MFG CODE</u>	<u>INDEX NO.</u>
404DP1519	93230	01506	439DP52	93230	00090
404DP1519	93230	01510	439DP52	93230	01991
404DP1519	93230	03347	439DP52	93230	02018
404DP1520	93230	01960	439DP52	93230	02463
404DP1523	93230	01214	439DP53	93230	00089
404DP1526	93230	01863	439DP53	93230	01486
404DP1527	93230	01864	439DP53	93230	01487
404DP189	93230	01582	439DP53	93230	01844
404DP198E	93230	00651	439DP53	93230	02263
404DP452	93230	02205	439DP54	93230	00889
41AG31E	93230	00372	439DP55	93230	01357
41AG34	93230	00461	439DP55	93230	01405
41AG35E	93230	00470	439DP55	93230	01469
41AG37E	93230	00544	439DP55	93230	03193
41AG51E	93230	00618	439DP56	93230	01404
41AG51E	93230	00682	439D51	93230	02893
4107E	93230	00373	45AL104E	93230	00431
4108E	93230	00374	45AL122E	93230	00352
411DP16	93230	02252	45DC11E	93230	01358
411DP17	93230	01871	45DC11E	93230	01407
413DC21E	93230	01181	45DC11E	93230	01472
413DP4E	93230	01116	45DC11E	93230	03250
415E	93230	00568	45DC13	93230	02577
415E	93230	00570	45DC13	93230	02627
415E	93230	00572	45DC13	93230	03391
415E	93230	02637	45DC20E	93230	01382
415E	93230	02645	45DC20E	93230	02077
415E	93230	03174	45DC20E	93230	03382
4176E	93230	03357	45DC3E	93230	02512
419DC8E	93230	01533	45DC6	93230	00821
4202O4B	93230	03401	45DC6	93230	02988
42064-B	93230	03400	45DC6	93230	03389
4248	93230	01101	45DC86E	93230	02725
43DC6E	93230	01104	45DE81E	93230	01421
43DP14	93230	01391	45DE81E	93230	01444
43DP16	93230	00115	45DE81E	93230	03383
43PA10	93230	00077	45DH103	93230	03388
436AL142	93230	00319	45DP103	93230	02348
436DC128E	93230	00384	45DP103	93230	02363
436DC130	93230	00279	45DP169	93230	00820
436DC53E	93230	00604	45DP172	93230	02349
436DC56	93230	00293	45DP172	93230	02364
436DC57	93230	00017	45DP172	93230	03390
436DC58	93230	00312	45DP173	93230	01035
436DP192	93230	00533	45DP174	93230	01846
436DP197	93230	00325	45EC9	93230	03113
436DP198	93230	01717	45PP178	93230	00124
436DP199	93230	01278	450AG1	93230	00365
436DP202	93230	02384	450AG2E	93230	00364
436DP203	93230	02382	450AL73E	93230	00351
436DP204	93230	02386	450DC31	93230	00390
436DP205	93230	00320	450DC69	93230	02653
436DP206	93230	00081	450DE66E	93230	00366
436DP207	93230	00122	450DE70	93230	00329
436DP209	93230	01812	450DF70	93230	00451
436DP210	93230	01814	450DP79	93230	00430
439DP36	93230	01470	450DP80	93230	00326
439DP51	93230	00890	450DP81	93230	00429
439DP51	93230	02039	4500E	93230	01870
439DP51	93230	02358	4500E	93230	02134

**SECTION VI. INDEX-FEDERAL STOCK NUMBER AND REFERENCE NUMBER  
CROSS-REFERENCE TO INDEX NUMBER (Continued)**

<u>REFERENCE NO.</u>	<u>MFG CODE</u>	<u>INDEX NO.</u>	<u>REFERENCE NO.</u>	<u>MFG CODE</u>	<u>INDEX NO.</u>
4500E	93230	02694	4593E	93230	00134
4500E	93230	03361	4604E	93230	00141
4502E	93230	00816	4604E	93230	01535
4504	93230	01344	4604E	93230	03370
4504	93230	03362	4605	93230	02398
4504E	93230	00o.9	4605E	93230	01534
4504E	93230	'00504	4605E	93230	03371
4504E	93230	03026	4606	93230	01840
4505E	93230	02415	4608E	93230	01823
4532E	93230	02135	461DC27E	93230	02513
4532E	93230	02402	61DP51	93230	01847
4532E	93230	02695	4612E	93230	01384
4532E	93230	03385	4612E	93230	01637
4536E	93230	00814	4612E	93230	03372
4536E	93230	00815	46140E	93230	01249
4536E	93230	00817	46140E	93230	01265
4536E	93230	03363	46140E	93230	03393
4537E	93230	01536	4615E	93230	02557
4544E	93230	01055	46153E	93230	00597
4544E	93230	01383	4618E	93230	01830
4545E	93230	00123	4618E	93230	01833
4545E	93230	02394	4618E	93230	03109
4545E	93230	02596	4618E	93230	03384
4545E	93230	02626	462E	93230	00576
4545E	93230	03364	4628E	93230	00061
4547E	93230	02399	4628E	93230	00813
4550E	93230	00391	4628E	93230	03368
4550E	93230	00818	4636E	93230	01820
4550E	93230	01056	4637E	93230	01816
4550E	93230	01130	4637E	93230	01869
4550E	93230	01229	4637E	93230	02780
4550E	93230	03365	4637E	93230	03373
4563E	93230	00811	4638E	93230	02162
4564E	93230	00487	4638E	93230	02597
4564E	93230	00503	4638E	93230	03025
4564E	93230	00810	4638E	93230	03374
4564E	93230	03366	4643E	93230	02794
4565E	93230	02163	4646E	93230	01231
4565E	93230	03027	4646E	93230	01819
4565E	93230	03028	4646E	93230	01821
4565E	93230	03029	4646E	93230	03375
4565E	93230	03112	4648E	93230	01829
4565E	93230	03386	4657	93230	00865
4570E	93230	00425	4658	93230	00948
4570E	93230	01828	4662E	93230	01233
4570E	93230	01868	4662E	93230	02458
4570E	93230	03107	4662E	93230	02776
4570E	93230	03367	4662E	93230	03376
4571E	93230	00062	4666E	93230	01232
4571E	93230	00063	4666E	93230	01235
4571E	93230	03111	4666E	93230	01818
4571E	93230	03387	4666E	93230	01822
4575E	93230	00635	4666E	93230	01824
4582E	93230	02076	4666E	93230	01826
4585E	93230	00140	4666E	93230	01867
4585E	93230	01825	4666E	93230	01944
4585E	93230	02778	4666E	93230	01997
4592E	93230	03091	4666E	93230	02175
4592E	93230	03092	4666E	93230	02392
4592E	93230	03358	4666E	93230	02395

**SECTION VI. INDEX-FEDERAL STOCK NUMBER AND REFERENCE NUMBER  
CROSS-REFERENCE TO INDEX NUMBER (Continued)**

<u>REFERENCE NO.</u>	<u>MFG CODE</u>	<u>INDEX NO.</u>	<u>REFERENCE NO.</u>	<u>MFG CODE</u>	<u>INDEX NO.</u>
4666E	93230	02396	47AG6E	93230	00982
4666E	93230	02397	47AG6E	93230	02828
4666E	93230	02401	47AG6E	93230	03001
4666E	93230	02556	47AG6E	93230	03265
4666E	93230	03378	47DC14E	93230	01102
4668E	93230	00380	47DC59	93230	01243
4668E	93230	00660	47DC59	93230	01259
4668E	93230	00736	47DC76	93230	00957
4668E	93230	00812	470DP65	93230	00524
4668E	93230	01943	471040	61349	00334
4668E	93230	01996	47104-0	61349	00454
4668E	93230	02054	4731E	93230	01628
4668E	93230	02390	48DC28E	93230	00735
4668E	93230	02726	48DE11E	93230	03022
4668E	93230	03055	480AG4E	93230	00622
4668E	93230	03108	480AG5E	93230	00623
4668E	93230	03110	480DC34E	93230	01331
4668E	93230	03377	480DC34E	93230	01645
4669E	93230	01827	480DC34E	93230	03192
4669E	93230	01839	480DP36	93230	00526
4669E	93230	01998	48800	93230	00194
4669E	93230	02388	48801	93230	00195
4669E	93230	02391	48802	93230	00211
4669E	93230	02393	48805	93230	00192
4669E	93230	03379	48900	93230	00198
4667E	93230	02078	48903	93230	00177
4671E	93230	01234	48904	93230	00209
4671E	93230	01629	48904	93230	00210
4671E	93230	02779	48907	93230	00225
4671E	93230	03360	48907	93230	00226
4672E	93230	01817	48907	93230	00227
4672E	93230	01831	48907	93230	00228
4672E	93230	03380	48907	93230	03392
4676E	93230	02642	48912	93230	00176
4676E	93230	02651	48912	93230	00178
4679E	93230	00708	48912	93230	00179
4679E	93230	00819	48912	93230	03160
4679E	93230	01129	48913	93230	00229
4679E	93230	01837	48915	93230	00224
4679E	93230	02389	48938	93230	00208
4679E	93230	02400	48943	93230	00174
4679E	93230	02775	48944	93230	00175
4679E	93230	02777	48955	93230	00212
4679E	93230	02915	48955	93230	00213
4679E	93230	03359	48955	93230	03209
4680E	93230	00809	48956	93230	00191
4680E	93230	01836	48956	93230	00196
4680E	93230	01838	48956	93230	03177
4680E	93230	03381	48994	93230	00201
4684E	93230	01835	48994	93230	00202
4685E	93230	01057	48994	93230	00203
4692E	93230	01832	48994	93230	00204
4692E	93230	01834	48994	93230	03179
47AGLE	93230	00964	48995	93230	00199
47AG5E	93230	00993	48995	93230	00200
47AG6E	93230	00377	48995	93230	03178
47AG6E	93230	00464	48998	93230	00193
47AG6E	93230	00541	48998	93230	00197
47AG6E	93230	00620	48998	93230	00205
47AG6E	93230	00634	48998	93230	03180

**SECTION VI. INDEX-FEDERAL STOCK NUMBER AND REFERENCE NUMBER  
CROSS-REFERENCE TO INDEX NUMBER (Continued)**

<u>REFERENCE NO.</u>	<u>MFG CODE</u>	<u>INDEX NO.</u>	<u>REFERENCE NO.</u>	<u>MFG CODE</u>	<u>INDEX NO.</u>
490DP508	93230	00047	499DC89	93230	02475
490DP509	93230	00045	499DC90	93230	02470
490DP590	93230	00046	499DC969	93230	02265
490DP591	93230	00044	499DE104	93230	01201
492DP100	93230	00218	499DE142	93230	00217
492DP101	93230	00007	499DE143E	93230	00172
492DP81	93230	00148	499DE143E	93230	00173
492DP82	93230	00163	499DE143E	93230	03154
492DP82	93230	00168	499DH619	93230	00872
492DP84	93230	00143	499DL2310	93230	01458
492DP84	93230	00161	499DM896	93230	00206
492DP84	93230	03162	499DM896	93230	00207
492DP85	93230	00162	499EM896	93230	03191
492DP88	93230	00164	499DP754	93230	02499
492DP88	93230	00169	499DP755	93230	01432
493AL172	93230	00167	499DP756	93230	01433
493AL175	93230	00144	499DP757	93230	02591
493DP57	93230	00091	499DP758	93230	02624
494DP21	35624	00396	499DP761	93230	02658
495DE11	93230	00434	499DP795	93230	00998
495DE11	93230	01330	499DP796	93230	00999
49664	93230	02981	499DP803	93230	01584
49861E	93230	02009	499DP804	93230	01916
49864E	93230	02008	499DP804	93230	01930
49864E	93230	02010	499DP804	93230	01959
49864E	93230	03166	499DP804	93230	01977
49873	93230	00009	499DP805	93230	01277
499AG10	93230	00832	499DP805	93230	01716
499DC254E	93230	02438	499DP806	93230	01713
499DC39E	93230	00498	499DP809	93230	01117
499DC394	93230	02272	499DP810	93230	01317
499DC415	93230	02271	499DP812	93230	01267
499DC436E	93230	02257	499DP813	93230	00003
499DC44	93230	02773	499DP827	93230	02244
499DC45E	93230	02610	499DP828	93230	01712
499DC 48E	93230	02167	499DP836	93230	00011
499DC492	93230	00286	499DP838	93230	01931
499DC493	93230	00285	499DP838	93230	01978
499DC494	93230	00283	499DP838	93230	03254
499DC495	93230	00290	499DP839	93230	01567
499DC496	93230	00282	499DP840	93230	01568
4991DC497	93230	00281	499DP841	93230	00181
499DC498	93230	00287	499DP842	93230	00186
499DC 500	93230	00291	499DP843	93230	00184
499DC503	93230	00289	499DP846	93230	00018
499DC504	93230	00288	499DP867	93230	00712
499DC505	93230	00284	499DP868	93230	02657
499DC524E	93230	01429	499DP870	93230	00188
499DC55E	93230	02590	499DP871	93230	00189
499DC68E	93230	01551	499DP872	93230	00219
499DC76E	93230	00578	499DP883	93230	00183
499DC82E	93230	00700	499DP885	93230	02243
499DC87	93230	01924	499DP904	93230	00085
499DC87	93230	01970	499DP906	93230	00180
499DC87	93230	02570	499DP907	93230	00182
499DC87	93230	02585	499DP908	93230	00230
499DC87	93230	02605	499DP921	93230	00145
499DG87	93230	02616	499GP852	93230	00016
499DC87	93230	03223	5DP6	93230	01539
499DC88E	93230	00482	5DP6	93230	02016



**SECTION VI. INDEX-FEDERAL STOCK NUMBER AND REFERENCE NUMBER  
CROSS-REFERENCE TO INDEX NUMBER (Continued)**

<u>REFERENCE NO.</u>	<u>MFG CODE</u>	<u>INDEX NO.</u>	<u>REFERENCE NO.</u>	<u>MFG CODE</u>	<u>INDEX NO.</u>
5DP7	93230	01696	548DC28E	93230	00728
5DP7	93230	01698	549E	93230	02822
5DP7	93230	02924	549E	93230	02889
5DP7	93230	03227	549E	93230	02890
50	36593	00250	549E	93230	02891
50	36593	00254	549E	93230	03187
50	36593	00256	550DC79E	93230	02418
50	36593	00258	550DP147	93230	00458
50	36593	00260	550DP148	93230	02144
50	36593	00262	550DP150	93230	02786
50	36593	00266	550DP151	93230	01251
50	36593	03128	550DP152	93230	01236
50AG1E	93230	00469	550DP153	93230	02783
50DC78E	93230	02422	550DP154	93230	00467
50DC79E	93230	02419	550E	93230	01514
50DE76E	93230	02423	557E	93230	02015
50DE77E	93230	02421	560DP20	93230	020i19
50DP147	93230	00460	560DP21	93230	02403
50DP148	93230	02146	561DC27E	93230	00839
50DP150	93230	02788	561DC28E	93230	00838
50DP153	93230	02783	562E	93230	01537
500PB4	93230	00069	563DC136E	93230	00492
501E	93230	01769	563DC137E	93230	00493
503DP177	93230	02479	563DC138E	93230	00472
509E	93230	02524	563DP331	93230	02933
522E	93230	00580	563DP332	93230	02934
522E	93230	02036	563DP502	93230	00488
522E	93230	03182	563DP508	93230	00505
523E	93230	02878	563DP511	93230	00489
527E	93230	01430	563DP514	93230	02795
53DP520	93230	02799	563DP518	93230	01854
531E	93230	00579	563DP524	93230	01314
531E	93230	03185	563DP525	93230	01561
532E	93230	02941	563DP528	93230	01268
534E	93230	00683	567E	93230	02487
5344E	93230	01253	567E	93230	02488
5345E	93230	01237	575E	93230	01368
535E	93230	01084	575E	93230	01485
535E	93230	01085	575E	93230	03184
535E	93230	01468	580DC66	93230	00581
535E	93230	01538	580DC67	93230	00590
535E	93230	02038	580DP298	93230	00315
535E	93230	02430	580DP300	93230	CJ852
535E	93230	02812	580DP303	93230	00516
535E	93230	02888	580DF307	93230	02000
535E	93230	02892	58CDP308	93230	01999
535E	93230	03188	59AG1	93230	00922
536DC139E	93230	00473	59AG1	93230	009329
537E	93230	00888	590DC241E	93230	02635
537E	93230	02017	590DC309E	93230	00598
537E	93230	02486	590DC330	93230	00381
537E	93230	03186	590DC338E	93230	024.71
539E	93230	00887	590DC339E	93230	02466
539E	93230	01540	590DC983	93230	00234
539E	93230	02014	590DC986	93230	00292
539E	93230	03183	590DC987	93230	00280
540E	93230	02037	590DE274E	93230	00856
541E	93230	01694	590DE280E	93230	03015
541E	93230	01695	590DE283E	93230	01072
541E	93230	03226	590DE284E	93230	01064

**SECTION VI. INDEX-FEDERAL STOCK NUMBER AND REFERENCE NUMBER  
CROSS-REFERENCE TO INDEX NUMBER (Continued)**

<u>REFERENCE NO.</u>	<u>MFG CODE</u>	<u>INDEX NO.</u>	<u>REFERENCE NO.</u>	<u>MFG CODE</u>	<u>INDEX NO.</u>
590DP1215	93230	00822	63DP508	93230	00506
590DP1216	93230	00545	63DP510	93230	01446
590DP1231	93230	02025	63DP511	93230	00490
590DP1237	93230	02560	63DP514	93230	02796
590DP1244	93230	02815	63DP515	93230	02798
590DP1245	93230	02839	63DP518	93230	01855
590DP1246	93230	02840	63DP521	93230	02800
590DP1252	93230	02809	63DP522	93230	01281
590DP1253	93230	01029	63DP523	93230	02406
590DP1261	93230	01909	63DP524	93230	01315
590DP1261	93230	01952	63DP525	93230	01562
590DP1261	93230	03156	63DP528	93230	01269
590DP1262	93230	01903	6333VKB41F	89025	00158
590DP1262	93230	01946	6333VKB41F	89025	00159
590DP1262	93230	03155	6333VKB41F	89025	03341
590DP1264	93230	02461	638DP62	93230	01385
590DP1265	93230	01304	638DP63	93230	01345
590DP1266	93230	01809	638DP64	93230	01445
590DP1271	93230	01902	640DP96	93230	02030
590DP1272	93230	01945	640E	93230	00247
590DP1273	93230	01706	640E	93230	00332
590DP1278	93230	01901	642E	93230	00331
590DP1279	93230	01898	642E	93230	00453
590DP1295	93230	02598	643E	93230	00367
590DP1297	93230	01889	646E	93230	00246
590DP1303	93230	01461	646E	93230	00322
590DP344	93230	02833	646E	93230	03189
590DP345	93230	02868	647E	93230	00245
60DP20	93230	02020	650DP44	93230	01287
60DP21	93230	02405	650DP45	93230	01284
6001	93230	00923	650DP46	93230	01292
6001	93230	00930	650DP47	93230	01295
6004E	93230	00316	658E	93230	00276
60072	54123	00022	658E	93230	00339
601DC53E	93230	00557	670DP127	93230	01541
601DE102E	93230	02426	670DP128	93230	01546
601DP248	93230	02876	6712X41	54123	00012
601DP250	93230	02353	681DC127	93230	00892
601DP253	93230	03064	681DP527	93230	01417
61DC27E	93230	00841	681DP528	93230	01416
61DC28E	93230	00840	681DP530	93230	03402
610AL83E	93230	00343	681DP562	93230	02085
610DP145	93230	01321	681DP565	93230	02491
618DP137	93230	01346	69DC5E	93230	01351
618DP141	93230	01389	69DC5E	93230	01400
618DP142	93230	01424	69DC5E	93230	03137
618E	93230	00240	691E	93230	00274
618E	93230	00241	693E	93230	00275
618E	93230	00321	693E	93230	00337
622AL171E	93230	00346	697E	93230	00214
628E	93230	00244	7AL20	93230	00215
628E	93230	00248	70DC108	93230	01428
628E	93230	00333	70DP152	93230	01879
628E	93230	03190	70DP154	93230	01856
63DC125E	93230	00599	70DP154	93230	01857
63DC131	93230	02935	70DP155	93230	00513
63DC136E	93230	00494	701DP141	93230	01560
63DC138	93230	00474	701 DP186	93230	02089
63DC139	93230	00475	701DP188	93230	01558
63DP503	93230	01027	701DP191	93230	00895

**SECTION VI. INDEX-FEDERAL STOCK NUMBER AND REFERENCE NUMBER  
CROSS-REFERENCE TO INDEX NUMBER (Continued)**

<u>REFERENCE NO.</u>	<u>MFG CODE</u>	<u>INDEX NO.</u>	<u>REFERENCE NO.</u>	<u>MFG CODE</u>	<u>INDEX NO.</u>
706DP136	93230	02278	710DP242	93230	02901
706DF138	93230	02288	710DP245	93230	00084
706DP139	93230	C2284	711DC121E	93230	01252
706DP142	93230	02279	711E-C122E	93230	01250
708DP249	93230	00905	711DP141	93230	01849
708DP250	93230	00915	71 4E	93230	00338
708DP251	93230	00910	714E	93230	00455
708DP252	93230	00899	719E	93230	00270
708E	93230	00297	719E	93230	00271
71KH368	93230	00729	719E	93230	00272
71DC150E	93230	02562	719E	93230	00273
71DC150E	93230	02600	719E	93230	00336
71DC150E	93230	03161	719E	93230	00369
71DC154E	93230	00849	719E	93230	03210
71DC155E	93230	00848	72AG2	93230	00845
71DC173	93230	02841	72AG5	93230	01033
71DC177E	93230	02492	72AG7	93230	00512
71DC263E	93230	0242L	72AG7	93230	00600
71DC383	93230	01449	72AH	93230	00939
71DC398	93230	02269	72AH110	93230	00128
71DC435E	93230	02255	72AH110	93230	01763
71 DE261E	93230	02425	72AH110	93230	03138
71DH483	93230	00830	72AH111	93230	00127
71DL2177	93230	01512	72AH120	93230	01448
71DM438	93230	02790	72AH122	93230	01238
71 DP516	93230	01320	72AH122	93230	01254
71DP517	93230	01319	72AH122	93230	02256
71DP519	93230	01450	72AH60	93230	00943
7 DP520	93230	01451	72AH60	93230	03147
71DP521	93230	01452	72AL141	93230	01447
71DP538	93230	02802	72DC41	93230	01221
71DP539	93230	00847	72DC43	93230	00514
71 DP539	93230	02801	72DC43	93230	00515
71DP539	93230	03144	72DC43	93230	02975
71DP540	93230	02803	72DC43	93230	03145
71DP542	93230	00850	72DH133	93230	02156
71DP544	93230	01875	72DM198	93230	01872
71DP545	93230	01880	72DM198	93230	01873
71DP546	93230	01876	72DM198	93230	01874
71DP554	93230	01652	72DM198	93230	02100
71DP555	93230	01298	72DM198	93230	02663
71DP556	93230	02459	72DM198	93230	02665
71DP556	93230	02460	72DM198	93230	03139
71DP557	93230	00846	72DM226	93210	02097
71DP558	93230	0208'7	72DM226	93230	02662
71DP559	93230	01291	72DM226	93230	03140
71DP559	93230	01877	72DM227	93230	02099
71DP559	93230	03148	72DM227	93230	02664
71DP560	93230	01290	72DM227	93230	03141
71DP561	93230	01881	72DP221	93230	02340
71DP562	93230	01299	72DP221	93230	02351
71DP564	93230	02006	72DP221	93230	03146
71DP565	93230	01882	72DP222	93230	01842
71DP567	93230	01878	72DP224	93230	01352
71DP569	93230	00877	72DP224	93230	01399
710DC45E	93230	01602	72DP224	93230	01460
710DP234	93230	02143	72DP224	93230	03143
710DF235	93230	00595	72DP225	93230	01764
710DP238	93230	01578	72MD198	93230	02098
71CDP241	93230	00L35	72PA161	93230	00070

**SECTION VI. INDEX-FEDERAL STOCK NUMBER AND REFERENCE NUMBER  
CROSS-REFERENCE TO INDEX NUMBER (Continued)**

<u>REFERENCE NO.</u>	<u>MFG CODE</u>	<u>INDEX NO.</u>	<u>REFERENCE NO.</u>	<u>MFG CODE</u>	<u>INDEX NO.</u>
72PA161	93230	00071	770DP927	93230	00624
72PA161	93230	03142	770DP929	93230	02565
72PA163	93230	00074	770DP930	93230	02611
720DC100E	93230	01168	770DP947	93230	02905
720DkE97E	93230	00927	770DP949	93230	00938
720DE98E	93230	00920	770DP950	93230	00942
720DP106	93230	00928	770DP951	93230	01618
720DP107	93230	00921	770DP952	93230	01621
723DP90	93230	00327	770DP954	93230	00988
724DP73	93230	02096	770DP955	9'230	02179
724D076	93230	02661	770DP957	93230	02191
726DP109	93230	02940	770DP959	93230	01962
726DP111	93230	01673	770DP961	93230	02176
730E	93230	00313	770DP964	93230	02164
732E	93230	00277	770DP965	93230	02155
732E	93230	00278	770DP966	93230	00954
732E	93230	00323	770DP969	93230	00975
732E	93230	03211	770DP977	93230	02186
76DC17	93230	00851	770DP978	93230	02196
76DH99	93230	00067	770DP979	93230	00959
76DP106	93230	00065	770DP980	93230	01230
760DC18E	93230	01591	770DP981	93230	01220
760DP92	93230	00935	770DP982	93230	01632
765DC70E	93230	00663	770DP983	932?0	02727
765DC82E	93230	01644	770DP984	93230	02041
765DP349	93230	03045	770DP985	93230	01495
765DP352	92230	00994	770DP986	93230	01499
765DP353	93230	02203	770DPD87	93230	01503:
765DP360	93230	01651	770DP988	93230	01507
765DP'62	93230	01002	770DP989	93230	0113
765DP364	93230	02207	7721362P7	03538	00418
765DP366	93230	01329	788	93230	00216
765DF3'70	93230	02110	79DP23	93230	02022
765DP372	93230	01511	79DP30	93230	00o06
770DC210E	93230	02719	79DP30	93230	02409
770DC211E	93230	02713	798E	93230	00330
770DC218E	93230	02707	798E	93230	00452
770DC265E	93230	01592	8DC10E	93230	01186
770DC271E	93230	01597	8DC2E	93230	00606
770DC280E	33230	00970	80AB1E	93230	02714
770DC281E	93230	00965	80AG8E	93230	02702
770DC286E	93230	00628	80AGSE	93230	03167
770DC292E	93230	01608	80AL235E	93230	00328
770DC293E	93230	03037	80XDC53E	93230	01115
770DC29-E	93230	02850	80DC57E	93230	00857
770DC298E	93230	00636	80DC61E	93230	01300
770DC299E	93230	00639	80DC65E	93230	00233
770DC299E	93230	00643	80DC66E	93230	00582
770DC299E	93230	03203	80DC67E	93230	00583
770DC310E	93230	03032	80DC70	93230	02805
770XDC32E	93230	00983	80DC71E	93230	02804
770DC317E	93230	00949	80DC74E	93230	00309
770DC35E	93230	00362	80DE285	93230	01044
770DC527E	93230	02506	80DE54	93230	03006
770DC562E	93230	00640	80DP286	93230	00536
770DE231E	93230	02581	80DP288	93230	02147
770DP923	93230	00612	80DP289	93230	02497
770DP924	93230	02495	80DP290	93230	00522
770DP925	93230	006L7	80DP29i	93230	00520
770DP926	93230	02701	80DP292	93230	00530

**SECTION VI. INDEX-FEDERAL STOCK NUMBER AND REFERENCE NUMBER  
CROSS-REFERENCE TO INDEX NUMBER (Continued)**

<u>REFERENCE NO.</u>	<u>MFG CODE</u>	<u>INDEX NO.</u>	<u>REFERENCE NO.</u>	<u>MFG CODE</u>	<u>INDEX NO.</u>
80DP297	93230	02816	876DP86	93230	02275
80DP298	93230	00318	876DP87	93230	02289
80DP300	93230	00853	876DP87	93230	02291
80DP301	93230	00902	876DP87	93230	03266
80DP301	93230	00907	880DC289E	93230	01160
80DP301	93230	00912	880DC299E	93230	00720
80DP301	93230	00917	880DP942	93230	01097
80DP302	93230	00901	880DP948	93230	01131
80DP303	93230	00517	880DP949	93230	03030
80DP304	93230	02991	880DP950	93230	03063
80DP306	93230	02407	880DP952	93230	02989
80DP311	93230	01387	880DP955	93230	03056
80DP313	93230	01282	880DP960	93230	02974
80DP314	93230	01883	880DP961	93230	03005
80DP314	93230	01884	880DP965	93230	01165
80DP314	93230	01885	880DP967	93230	02254
80DP314	93230	01887	880DP968	93230	02548
80DP314	93230	02559	880DP985	93230	01762
80DP314	93230	03150	880DP986	93230	01271
80DP315	93230	01886	880E	93230	02108
80DP319	93230	01810	880E	93230	02674
80DP320	93230	01301	880E	93230	03196
80DP321	93230	02806	890DP122	93230	02062
80DP801	93230	03149	890DP123	93230	02753
830DC21E	93230	00653	890DP131	93230	02268
830DH58E	93230	02046	890DP134	93230	02277
830DP89	93230	02171	890DP135	93230	02749
831DC424E	93230	01170	895DP135	93230	02350
831DP483	93230	01672	895DP139	93230	01517
836DC735E	93230	01'174	895DP140	93230	02339
836DP767	93230	00535	895DP142	93230	00076
836DP768	93230	00534	896DC134E	93230	00891
836DP771	93230	02021	9DC71E	93230	02139
836DP785	93230	02929	90DC237E	93230	02561
836DP787	93230	01058	90DC238	93230	02652
836DP789	93230	01026	90DC241E	93230	02636
836DP801	93230	01089	90DC241E	93230	02644
836DP803	93230	01861	90DC241E	93230	03158
836DP806	93230	02810	90DC257E	93230	01311
836DP809	93230	01280	90DC258E	93230	01312
836DP833	93230	00094	90DC259	93230	03151
843AG14	93230	00829	90DC259E	93230	01059
843DC168	93230	01032	90DC259E	93230	01060
843DP265	93230	00126	90DC26iE	93230	01307
857E	93230	01370	90DC264E	93230	02602
860DP52	93230	02522	90DC265E	93230	02566
866E	93230	00394	90DC265E	93230	02582
870DC112E	93230	02745	90DC265E	93230	02612
870DC122E	93230	00701	90DC265E	93230	03159
870DC154E	93230	02643	90DC309E	93230	00601
870DC215E	93230	02444	90DC310	93230	02835
870DP310E	93230	02058	90DC311	93230	02870
870DP319	93230	02248	90DC321E	93230	00552
870DP324	93230	01118	90DC322E	93230	00555
875DP15	93230	02535	90DC328E	93230	00723
875DP16	93230	02532	90DC329E	93230	00721
876DP65	93230	02536	90DC330E	93230	00382
876DP66	93230	02533	90DC337E	93230	00871
876DP80	93230	03264	90DC338E	93230	02472
876DP86	93230	02273	90DC339E	93230	02467

**SECTION VI. INDEX-FEDERAL STOCK NUMBER AND REFERENCE NUMBER  
CROSS-REFERENCE TO INDEX NUMBER (Continued)**

<u>REFERENCE NO.</u>	<u>MFG CODE</u>	<u>INDEX NO.</u>	<u>REFERENCE NO.</u>	<u>MFG CODE</u>	<u>INDEX NO.</u>
90DC784	93230	02772	90DP1297	93230	01890
930DC864E	93230	00477	90DP1303	93230	01462
90DC864E	93230	00496	90DP1313	93230	01309
90DC864E	93230	03157	90DP1314	93230	01308
90DC891E	93230	00239	90PE1005	93230	00072
90DC983	93230	00235	904DC837E	93230	01613
90DE274	93230	00858	904DC864E	93230	00732
90DE280E	93230	03016	90 DP1400	93230	00670
90DE282E	93230	02993	904DP1411	93230	02417
90DE283E	93230	01074	902DP1443	93230	01207
90DE284E	93230	01065	904DP1460	93230	01990
90DE285E	93230	01073	904DP1478	93230	01798
90DE286E	93230	01066	904DP149	93230	01631
90DP1174	93230	01310	913DC4E	93230	01114
90DP1209	93230	01388	916E	93230	01768
90DP1215	93230	00823	936DC58E	93230	00308
90DP1216	93230	00546	936DP192	93230	00528
90DP1217	93230	00556	936DP198	93230	01715
90DP1218	93230	00550	936DP199	93230	01275
90DP1223	93230	00554	936DP206	93230	00073
90DP1224	93230	00553	949E	93230	02138
90DP1226	93230	00532	950AL73E	93230	00342
90DP1231	93230	02026	9575H756A	15605	00149
90DP1232	93230	02523	961DP51	93230	01841
90DP1234	93230	01454	970DP65	93230	00523
90DP1243	93230	00042	985E	93230	01493
90DP1244	93230	02817	985E	93230	02848
90DF1245	93230	02842	985E	93230	02997
90DP1246	93230	02843	985E	93230	03007
90DP1247	93230	02873	985E	93230	03042
90DP1248	93230	02874	985E	93230	03199
90DP1249	93230	01080	986E	93230	00608
90DP1250	93230	01081	986E	93230	00610
90DP1252	93230	02811	986E	93230	01162
90DP1253	93230	01030	986E	93230	01491
90DP1254	93230	01036	986E	93230	01492
90DP1255	93230	01037	986E	93230	01494
90DF1256	93230	00867	986E	93230	02109
90DP1257	93230	00868	986E	93230	02141
90DP1258	93230	02001	986E	93230	02142
90DP1260	93230	02003	986E	93230	02342
90DP1261	93230	01905	986E	93230	02360
90DP1261	93230	01948	986E	93230	02435
90DP1262	93230	01904	986E	93230	02697
90DP1262	93230	01947	986E	93230	02698
90DP1264	93230	02462	986E	93230	02699
90DP1265	93230	01305	986E	93230	02700
90DP1266	93230	01811	986E	93230	02996
90DP1267	93230	00866	986E	93230	03058
90DP1268	93230	02002	986E	93230	03200
90DP1269	93230	02004	992DP85	93230	00160
90DP1217	93230	01912	992E	93230	00607
90DP1272	93230	01955	992E	93230	00609
90DP1273	93230	01707	992E	93230	01586
90DP1277	93230	00068	992E	93230	01587
900P1278	93230	01899	992E	93230	02040
90DP1291	93230	02875	992E	93230	02140
90DP1294	93230	02005	992E	93230	02847
90DP1295	93230	02599	992E	93230	03201
90DP1296	93230	00551	993E	93230	03074

**SECTION VI. INDEX-FEDERAL STOCK NUMBER AND REFERENCE NUMBER  
CROSS-REFERENCE TO INDEX NUMBER (Continued)**

<u>REFERENCE NO.</u>	<u>MFG CODE</u>	<u>INDEX NO.</u>	<u>REFERENCE NO.</u>	<u>MFG CODE</u>	<u>INDEX NO.</u>
993E	93230	03075	999DC88E	93230	00480
993E	93230	03076	999DP757	93230	02576
993E	93230	03198	999DP758	93230	02622
995E	93230	01585	999DP804	93230	01915
995E	93230	01588	999DP804	93230	01929
995E	93230	01589	999DP804	93230	01958
995E	93230	03197	999DP804	93230	01976
999DC337E	93230	02771	999DP804	93230	03253
999DC45E	93230	02601	999DP810	93230	01313
999DC524E	93230	01427	999DP839	93230	01566
999DC77E	93230	00709	999DP875	93230	02558
999DC82E	93230	00696	999DP911	93230	00869
999DC862	93230	00710	999DP914	93230	00870

By Order of the Secretary of the Army:

W. C. WESTMORELAND,  
*General, United States Army,*  
*Chief of Staff.*

Official:


KENNETH G. WICKHAM  
*Major General, United States Army,*  
*The Adjutant General.*

Distribution:

To be distributed in accordance with DA Form 12-25, Section I, (qty rqr block no. 163) direct and general support maintenance requirements for Equipment: Printing and Reproduction.



RECOMMENDED CHANGES TO EQUIPMENT TECHNICAL PUBLICATIONS

 <div style="border: 1px solid black; border-radius: 15px; padding: 5px; display: inline-block; margin-left: 10px;"> <p style="margin: 0;"><i>THEN...JOT DOWN THE DOPE ABOUT IT ON THIS FORM. CAREFULLY TEAR IT OUT, FOLD IT AND DROP IT IN THE MAIL.</i></p> </div>		SOMETHING WRONG WITH PUBLICATION	
		FROM: (PRINT YOUR UNIT'S COMPLETE ADDRESS)	
PUBLICATION NUMBER		DATE SENT	
PUBLICATION DATE		PUBLICATION TITLE	
BE EXACT PIN-POINT WHERE IT IS			
PAGE NO.	PARA- GRAPH	FIGURE NO.	TABLE NO.
<div style="border: 1px solid black; height: 400px; margin-top: 10px;"> <p style="text-align: center; font-weight: bold; margin-top: 10px;">IN THIS SPACE, TELL WHAT IS WRONG AND WHAT SHOULD BE DONE ABOUT IT.</p> </div>			
PRINTED NAME, GRADE OR TITLE AND TELEPHONE NUMBER			SIGN HERE

**DA** FORM 1 JUL 79 **2028-2**

PREVIOUS EDITIONS ARE OBSOLETE.

P.S.--IF YOUR OUTFIT WANTS TO KNOW ABOUT YOUR RECOMMENDATION MAKE A CARBON COPY OF THIS AND GIVE IT TO YOUR HEADQUARTERS.

## The Metric System and Equivalents

### Linear Measure

1 centimeter = 10 millimeters = .39 inch  
 1 decimeter = 10 centimeters = 3.94 inches  
 1 meter = 10 decimeters = 39.37 inches  
 1 dekameter = 10 meters = 32.8 feet  
 1 hectometer = 10 dekameters = 328.08 feet  
 1 kilometer = 10 hectometers = 3,280.8 feet

### Weights

1 centigram = 10 milligrams = .15 grain  
 1 decigram = 10 centigrams = 1.54 grains  
 1 gram = 10 decigram = .035 ounce  
 1 decagram = 10 grams = .35 ounce  
 1 hectogram = 10 decagrams = 3.52 ounces  
 1 kilogram = 10 hectograms = 2.2 pounds  
 1 quintal = 100 kilograms = 220.46 pounds  
 1 metric ton = 10 quintals = 1.1 short tons

### Liquid Measure

1 centiliter = 10 milliliters = .34 fl. ounce  
 1 deciliter = 10 centiliters = 3.38 fl. ounces  
 1 liter = 10 deciliters = 33.81 fl. ounces  
 1 dekaliter = 10 liters = 2.64 gallons  
 1 hectoliter = 10 dekaliters = 26.42 gallons  
 1 kiloliter = 10 hectoliters = 264.18 gallons

### Square Measure

1 sq. centimeter = 100 sq. millimeters = .155 sq. inch  
 1 sq. decimeter = 100 sq. centimeters = 15.5 sq. inches  
 1 sq. meter (centare) = 100 sq. decimeters = 10.76 sq. feet  
 1 sq. dekameter (are) = 100 sq. meters = 1,076.4 sq. feet  
 1 sq. hectometer (hectare) = 100 sq. dekameters = 2.47 acres  
 1 sq. kilometer = 100 sq. hectometers = .386 sq. mile

### Cubic Measure

1 cu. centimeter = 1000 cu. millimeters = .06 cu. inch  
 1 cu. decimeter = 1000 cu. centimeters = 61.02 cu. inches  
 1 cu. meter = 1000 cu. decimeters = 35.31 cu. feet

## Approximate Conversion Factors

To change	To	Multiply by	To change	To	Multiply by
inches	centimeters	2.540	ounce-inches	Newton-meters	.007062
feet	meters	.305	centimeters	inches	.394
yards	meters	.914	meters	feet	3.280
miles	kilometers	1.609	meters	yards	1.094
square inches	square centimeters	6.451	kilometers	miles	.621
square feet	square meters	.093	square centimeters	square inches	.155
square yards	square meters	.836	square meters	square feet	10.764
square miles	square kilometers	2.590	square meters	square yards	1.196
acres	square hectometers	.405	square kilometers	square miles	.386
cubic feet	cubic meters	.028	square hectometers	acres	2.471
cubic yards	cubic meters	.765	cubic meters	cubic feet	35.315
fluid ounces	milliliters	29.573	cubic meters	cubic yards	1.308
pints	liters	.473	milliliters	fluid ounces	.034
quarts	liters	.946	liters	pints	2.113
gallons	liters	3.785	liters	quarts	1.057
ounces	grams	28.349	liters	gallons	.264
pounds	kilograms	.454	grams	ounces	.035
short tons	metric tons	.907	kilograms	pounds	2.205
pound-feet	Newton-meters	1.356	metric tons	short tons	1.102
pound-inches	Newton-meters	.11296			

## Temperature (Exact)

°F	Fahrenheit temperature	5/9 (after subtracting 32)	Celsius temperature	°C
----	------------------------	----------------------------	---------------------	----

